

CS
338-405
Aus.
c



MONTHLY BULLETIN OF PRODUCTION STATISTICS

NO. 270 MARCH 1971



**COMMONWEALTH BUREAU OF CENSUS AND STATISTICS
CANBERRA, AUSTRALIA**

COMMONWEALTH BUREAU OF CENSUS AND STATISTICS

CANBERRA, AUSTRALIA

MONTHLY BULLETIN OF PRODUCTION STATISTICS

NO. 270 MARCH 1971

EXPLANATORY NOTES

This bulletin contains statistics of production in Australia of mines and factory products. Production statistics for the Australian Capital Territory and the Northern Territory have been included from July 1968. An alphabetical index of these products is given on pages 2, 3, 4 and 5.

2. The following details are shown for each product :

- (a) Annual totals for the latest three complete financial years;
- (b) Monthly details for each of the latest fourteen months;
- (c) Cumulative totals from July 1970 to date;
- (d) Cumulative totals for the corresponding period twelve months earlier.

3. The figures for the year 1967-68 are mostly derived from Annual Factory Census returns collected by the Deputy Commonwealth Statistician in each State. In a small number of cases returns are accepted from factories for a year other than the normal financial year ending on 30 June.

4. The monthly figures are also based for the most part on returns collected by the Deputy Commonwealth Statisticians. Where another authority is the source, this is shown in a footnote. Monthly figures from July 1968 onwards may be revised when the results of the Annual Factory Census for 1968-69 and 1969-70 become available.

5. For the purpose of factory statistics collections, a factory is taken to be a manufacturing establishment in which four or more persons are employed or in which power other than manual is used. Any production in small establishments not classified as factories is not included in the figures shown.

6. Further details in respect of many of the items will be found on an annual basis in Principal Factory Products and in the series of Manufacturing Industries Bulletins published by this Bureau, and on a monthly basis, in the Monthly Production Summaries, also issued by this Bureau.

7. The bulletin contains seasonally adjusted statistics of several items. In the seasonal adjustment, account has been taken not only of normal seasonal factors but also of "trading-day" effects (arising from the varying numbers of Sundays, Mondays, Tuesdays, etc. in the month) and the influence of Easter and Australia Day which may, in successive years, affect figures for different months. Details of the methods used in seasonally adjusting these and other series are given in "Seasonally Adjusted Indicators 1970" (Ref. No. 1.10) issued on 29 June 1970.

8. Most items are identified by Commodity Codes which are derived from the Commodity Classification used in Australian Factory Statistics. In some cases where data is derived from sources other than Factory Collections, no Commodity Code is shown.

9. Any discrepancies between totals and sums of components in tables are due to rounding.

The following symbols are used in this bulletin:

n.a.	Not available
r	Figures or series revised since previous issue.
..	Nil or less than half of the final digit shown.
_____	Break in continuity of series (where drawn across a column).
	A blank space in a column of figures means that the figure concerned is not yet available.

.....

INDEX

	Page		Page
Acids - fatty	22	Cable, wire and strip,	
hydrochloric, nitric,		electric and telephone -	
sulphuric	11	insulated	10
Adhesive tapes, pressure sensitive	25	uninsulated	9
Aerated waters	39	Calfskins used for tanning	35
Air conditioners	18	Canned - fish	37
Ambulances	24	meat	37
Antennae, T.V.	19	spaghetti	38
Asbestos cement sheets	13	Canvas	26
Automotive distillate	8	Caravans	23
Automotive storage batteries	23	Carbonated waters	40
Aviation turbine fuel	8	Cardigans and pullovers	32
		- infants' and baby wear	33
Bacon	36	Cars	24
Balls	36	Casein	39
Bathing suits	33	Cattle hides, used for tanning	35
Batteries, storage	23	Caustic soda (sodium hydroxide)	11
Bed bases	20	Cellulosic fibre	29
Beef and veal - canned	37	Cement building sheets, asbestos	13
fresh	36	Cement, Portland	12
Beer	40	Cereal products	41
Biscuits	40	Cheese	39
Blanketing and rug material	29	Chemicals	11
Blankets, woollen	29	Chlorine	11
Blazers	30	Chocolate - confectionery	39
Blood meal	42	drinking	39
Bloomers	33	Chokes and ballasts	10
Boots, shoes and sandals	35	Cigarettes, cigars and tobacco	25
Boys' clothing	30	Cleansers and scourers, abrasive	21
Box spring bed bases	20	Cloth woven -	
Bran	41	Cellulosic	29
Brassieres	32	Cotton	26
Breakfast cereals	41	Synthetic	30
Bricks	12	Wool	28
Briquettes, brown coal	7	Clothes dryers	18
Butter	39	Clothes washing machines	18

INDEX - continued

	Page		Page
Clothing - men's, youths' and boys'	30,31,32	Flour, wheaten	41
women's, maids' and girls'	32,33	Footballs	36
Clubs, golf	36	Footwear	35
Coal - Black	7	Foundation garments	32
- Brown	7	Frames, racquet	36
Coats, men's, youths' and boys' short length	30	Fruit, preserved	37
Cocoa and drinking chocolate	40	Furnace fuel	8
Coffee makers, electric	17	Gas	7
Coke metallurgical	7	Girdles	32
Concrete blocks	11	Gloves, work	34
Confectionery	40	Glucose	41
Coolers, air	18	Gluten	41
Copper, refined	6	Glycerine, crude	22
Cordials and syrups, concentrated extracts	40	Gold	6
Corselets	32	Golf clubs	36
Corsets	32	Ham	36
Cotton sewing thread	25	Hand irons	17
Coverings, floor	20	Hearses	24
Cricket balls	36	Heaters - Bath	16
Cycles, pedal	21	Sink	16
Dairy foods, frozen	39	Space	15
Denims, cotton	26	Room, electric	18
Detergents	21	Hides and skins used for tanning	35
Diesel fuel, industrial	8	Hosiery	34
Distillate, automotive	8	Hot water systems	15
Dried pie wool	27	Hydrochloric acid	11
Drills	26	Ice cream	39
Droppers, fence posts	9	Ices, water; other frozen dairy foods	39
Dryers, clothes	18	Ingot steel	6
Duck, canvas, etc.	26	Innerspring mattresses	21
Dustcoats, men's and youths'	30	Internal combustion engines	22
Electrical appliances	17,18	Iron ore pellets	6
Electricity - Hydro	7	Irons, hand	17
Thermal	7	Jam	37
Electric motors	22	Jeans - woven cloth trousers	26
Electrodes, for manual welding	7	Jodhpurs	31
Engines, internal combustion	22	Jugs and kettles, electric	18
Fans, electric	18	Kettles and jugs, electric	18
Fasteners, slide	34	Lacquers, nitrocellulose	13
Fats, edible, not emulsified	38	Lamb and mutton - canned fresh	37
Fatty acids	22	fresh	36
Felts, needled or bonded	20	Lambskins, used for tanning	35
Fence posts and droppers	9	Laundry tubs	16
Ferrous metals	6	Lawn mowers, petrol	22
Fires, electric	15	Lead	6
Fish, canned	37	Liver meal	41
Fishmeal	42	Malt	40
Floor coverings	20	Margarine	38
Floor polishers	18		

INDEX - continued

	Page		Page
Mattresses, inner spring, rubber, other	21	Pipes and tubes - ferrous	9
Meals, stock and poultry	41,42	non-ferrous	9
Meat - canned	37	Plaster of Paris	12
fresh	36	Plastic and synthetic resins	11
meals	42	Plastics coated materials	12
Men's, youths' and boys' clothing	30	Plastics film and sheeting, unsupported	12
Metals - ferrous	6	Plastics boards and sheets	13
non-ferrous, refined	6	Plasticisers	12
Meters	14	Polishers, floor, electric	18
Milk - condensed, etc.	39	Pollard	41
infants', invalid and		Pork, canned	37
health beverages	39	Potato crisps	38
powdered	39	Poultry foods	41,42
whole	39	Portland cement	12
Mineral wool	13	Precious metals	6
Mixers, food, electric	18	Preserved fruits	37
Motor spirit	8	Profile sheets	13
Motor vehicles	24	Pulp, wood	25
Motors, electric	22	Pushers	21
Mowers, lawn	22	Pyjamas, - men's, youths' and boys'	32
Mutton and lamb - canned	37	women's, maids' and	
fresh	36	girls'	33
Nails, wire	9	Racquet frames	36
Napkins, baby	26	Radiators, electric	18
Newsprint	25	Radiograms	19
Nightdresses, nightwear	33	Radios	19
Nitric acid	11	Raincoats	31
Non-ferrous metal	6	Ranges, stoves, ovens	14
Oatmeal and rolled oats	41	Record players	20
Oilseed meal	42	Records, phonograph	20
Oils, single, and fats not emulsified	38	Refrigerators	18
Omnibuses	24	Resins, synthetic and plastic	11
Ovens	14	Rods, bars and sections non- ferrous	9
Overalls, men's, youths' and boys'	30	Room heaters, electric	18
Overcoats, men's, youths' and boys'	31	Rug material, blanketing	29
Paints, enamels and clears	13,14	Rugs	29
Panel vans	24	Sandals, boots and shoes	35
Pans, closet	16	Scanties	33
Panties	33	Scourers, abrasive	21
Paper, paperboards	25	Semolina	41
Parquetry, timber	20	Sewing thread, cotton and other	25
Pellets, iron ore	6	Shavers, electric	17
Perambulators, pushers and strollers	21	Sheepskins, used - for tanning in fellmongeries	35 27
Petroleum refinery input and products	8	Sheet, plate, strip, etc. non- ferrous	9
Phonograph records	20	Sheets and boards - lignocellulose	13
Picture tubes, T.V.	10	plastics	13
Pig iron	6	Shirts, infants' and baby	33
Pigmeat, fresh	36	men's, youths' and boys'	32

INDEX - continued

	Page		Page
Shock absorbers	22	Towelling	26
Shoes, boots and sandals	35	Towels	26
Shorts, men's, youths' and boys'	31	Tracksuits	31
Silver	6	Trailers	24
Sink heaters	16	Transformers	10
Sinks	16	Transistors	19
Skins used in fellmongeries	27	Trousers, men's, youths' and boys'	31
Slabs, blooms	6	Trucks	24
Slide fasteners	34	Tubes, motor	23
Slips wool, dried pie wool	27	Tubs, laundry	16
Slippers	35	Turbine fuel, aviation	8
Slips	33	T.V. sets, picture tubes and antennae	19
Soap	21	Tweed, cotton	26
Soup, canned	38	Tyres, motor	23
Sodium hydroxide (caustic soda)	11		
Solar absorber units	15	Underwear - infants' and baby	33
Spaghetti, canned	38	men's, youths' and	
Spark plugs	22	boys'	32
Spencers	33	Uniforms - coats	30
Sports-coats	30	trousers	31
goods	36	Utilities	24
trousers	31		
Starch	41	Vacuum cleaners	17
Station wagons	24	Veal - canned	37
Steel, ingot	6	fresh	36
Steel-wire and wire products	8	Vegetable oils, unrefined	38
wool	9	Vegetables, preserved and frozen	37
Stock and poultry food	41,42	Vests	33
Storage batteries	23		
Stoves, cooking	14	Waistcoats, men's and youths'	30
Strollers	21	Wash basins	17
Sugar, refined	39	Washing machines, cloth	18
Suit-coats, men's, youths' and boys'	30	Wheatmeal for stock food	41
trousers, men's, youths		Whole milk	39
and boys'	31	Wire products	8
Sulphate of ammonia	11	Wire and wire products, steel	9
Sulphuric acid	11	Wire, electric and telephone -	
Superphosphate	11	insulated	10
Swimwear, men's, youths' and boys'	31	uninsulated	9
Syrups	40	Wood pulp	25
		Wool mineral	13
Tapes, adhesive, pressure sensitive	25	Wool - scoured and carbonised	27
Thinners	13	slips and dried pie	27
Thongs, rubber	35	tops	27
Thread, sewing	25	Work trousers	31
Tiles, roofing	12	Woven cloth - cellulosic	29
Timber - parquetry	20	cotton	26
sawn Australian grown	13	synthetic	29
Tin	6	wool	28
Tinplate	6		
Toasters, electric	17	Yarns - cellulosic	29
Tobacco, cigars and cigarettes	25	cotton	26
Toilet cisterns	16	synthetic	29
Tomato-sauce	38	wool	28
scup	38	Youths' clothing	30
Tops	27	Zinc	6
Torsolets	32		

Period	Ferrous metals (a)						Non-ferrous refined metals (b)					
	Iron ore pellets (c)	Pig iron (d)	Ingot steel (d)		Blooms and slabs	Tin-plate	Copper	Lead (f)	Tin	Zinc	Precious metals	
			Original	Seas. adj. (e)							Gold (g)	Silver
Code No.	442.04, 08		442.10-19		442.28	444.48	452.04	453.04	456.04	457.04	455.04	455.64
			- '000 tons -				tons	'000 tons	tons	'000 tons	- '000 fine oz -	
Year 1967-68	744	5,209	6,298	..	5,483	254	72,166	187	3,955	187	655	9,693
1968-69	4,966	5,722	6,599	..	5,749	256	94,732	175	3,960	228	622	9,134
1969-70	5,712	5,888	6,766	..	5,801	278	105,114	186	4,637	258	527	10,241
Month - 1970												
February	392	451	488	553	424	23.4	8,957	13.9	419	r19.2	36.0	702
March	508	420	518	516	439	25.7	8,487	16.4	444	20.9	37.1	750
April	375	433	514	550	442	19.4	9,362	14.3	383	22.0	36.2	883
May	378	530	596	587	489	19.7	8,784	15.1	598	22.7	51.2	742
June	539	507	565	565	473	23.8	8,366	15.6	478	22.0	37.3	1,047
July	525	518	600	581	528	26.1	6,136	15.3	125	23.2	35.6	664
August	560	528	572	555	491	26.8	10,913	15.9	527	22.6	39.5	718
September	407	529	556	550	465	25.9	10,502	12.0	569	20.3	36.9	879
October	572	555	581	565	480	27.1	9,613	r15.0	522	21.7	51.1	892
November	491	523	563	562	488	25.9	8,592	14.7	449	17.4	39.2	540
December	617	541	592	566	478	25.5	9,110	14.3	453	22.7	40.0	640
1971												
January	569	528	558	561	487	26.8	9,568	13.5	582	22.3	34.5	704
February	545	443	461	522	407	24.5	9,394	12.3	503	19.2	33.7	645
March	632	525	580	574	483	24.9		14.4	491	20.4	32.8	
9 months ended												
March 1971	4,916	4,691	5,062	..	4,307	234		128	4,221	190	343	
9 months ended												
March 1970	4,419	4,429	5,094	..	4,396	218	78,602	141	3,178	191	403	7,568

(a) Year ended 31 May for all items except iron ore pellets. (b) Primary origin only. Except for gold, non-ferrous refined metal production data are collected by the Bureau of Mineral Resources. (c) Gross wet weight. (d) Includes recovery from scrap. From November 1967 includes continuous cast billets. (e) See para. 7, page 1, Explanatory Notes. (f) Includes lead content of lead alloys from primary sources but excludes lead-silver bullion produced for export. (g) Newly-won gold of Australian origin. Source: Reserve Bank.

Period	Metal-lurgical coke	Black coal		Brown coal	Brown coal briquettes	Gas (a)	Electricity (b)			Electrodes for manual welding	
		Original	Seasonally adjusted (c)				Hydro	Thermal	Total		
						Thermal equivalent (d)			Original		Seasonally adjusted (c)
Code No.	435.22	261.02		261.31	261.41	434.19	499.44	499.46	499.42		523.76-78
		- '000 tons -				- mil. therms -	- mil. kWh -				'000 lb
Year 1967-68	3,678	26,759	..	23,064	1,745	312	7,694	36,837	44,531	..	45,124
1968-69	4,106	42,628	..	23,076	1,471	331	8,339	40,448	48,787	..	48,833
1969-70	4,708	47,721	..	23,928	1,539	506	9,045	44,781	53,826	..	50,410
Month - 1970											
February	369	4,125	4,068	1,674	102	40.0	620	3,374	3,994	4,634	4,089
March	397	3,721	3,987	2,037	155	46.2	675	3,645	4,320	4,670	4,622
April	360	3,791	3,951	2,076	146	48.0	680	3,720	4,400	4,604	4,547
May	406	3,847	3,732	2,383	146	56.4	758	4,241	4,999	4,748	4,370
June	420	4,831	4,444	2,352	149	64.2	794	4,298	5,092	4,588	3,831
July	408	5,193	4,329	2,555	143	75.8	915	4,550	5,465	4,609	4,605
August	430	3,513	3,903	2,117	116	71.3	1,016	4,176	5,192	4,619	4,589
September	422	4,586	4,176	1,957	109	70.5	1,054	3,943	4,997	4,810	4,666
October	452	4,662	4,299	1,698	116	65.2	1,188	3,516	4,704	4,699	4,462
November	421	4,497	4,243	1,674	94	61.5	951	3,561	4,512	4,785	4,735
December	422	2,987	3,969	1,702	68	59.6	865	3,600	4,464	4,861	4,136
1971											
January	430	2,947	4,205	1,595	79	56.1	876	3,436	4,312	4,917	2,501
February	414	3,654	3,637	1,694	104	58.6	820	3,341	4,161	4,871	4,199
March	460			1,628	109	62.5	1,004	3,702	4,706	4,852	4,407
9 months ended											
March 1971	3,839		..	16,620	938	581	8,687	33,825	42,513	..	38,301
9 months ended											
March 1970	3,521	32,252	..	17,117	1,098	377	6,813	32,522	39,335	..	37,662

(a) Total gas available for issue through mains. From July 1969 includes natural gas. (b) Estimated total electricity generated by public utilities, factories generating for their own use, and factories supplying electricity for domestic and other consumption. (c) See para. 7, page 1, Explanatory Notes. (d) 1 Therm = 100,000 British thermal units.

Period	Petroleum refinery input and products (a)							Steel wire and wire products				
	Input (b)	Motor spirit	Aviation turbine fuel	Furnace fuel	Au'to- motive dis- tillate	Indus- trial diesel fuel	Bitumen	Coiled steel wire		Barbed wire	Welded wire fabric	
								Uncoated	Coated			
Code No.								448.04	448.06, 08	448.12	463.08	
	'000 tons	- mil. gal -		- '000 tons -				- tons -				
Year 1967-68	20,758	1,897	212	6,206	2,344	984	395	228	116	17,675	117,111	
1968-69	21,674	2,023	223	6,113	2,579	1,038	420	254	118	17,094	133,992	
1969-70	23,031	2,110	282	5,987	2,852	1,080	441	296	135	16,276	153,169	
Month - 1970	February	1,634	159	21.6	491	212	71.2	43.1	24.5	10.1	1,294	13,168
	March	2,081	189	29.3	527	244	93.6	45.8	20.6	9.3	1,175	12,739
	April	1,978	172	28.9	464	255	76.9	36.9	22.1	10.2	1,184	14,293
	May	2,042	189	30.3	514	249	87.8	35.7	26.0	11.9	1,306	11,925
	June	2,116	192	25.7	521	270	90.0	33.5	26.2	11.0	1,485	11,242
	July	1,366	146	12.0	437	158	84.2	22.6	26.9	10.8	1,498	13,559
	August	2,284	211	25.7	565	274	139.0	31.3	25.3	9.7	1,274	14,864
	September	2,178	196	24.6	570	262	108.5	30.4	25.3	10.1	1,107	15,304
	October	1,901	191	24.2	517	247	109.3	36.5	26.0	8.2	879	12,389
	November	1,907	172	30.6	441	261	80.6	39.7	24.0	7.7	760	14,823
	December	2,192	191	33.9	538	294	89.0	47.5	22.3	6.7	668	11,944
1971	January	2,011	191	30.8	523	312	87.0	39.6	20.8	6.9	598	9,461
	February	1,619	151	26.6	406	224	52.1	35.4	18.9	6.2	991	11,957
	March								22.1	7.4	1,297	13,260
9 months ended March 1971									212	73.8	9,072	117,561
9 months ended March 1970	16,895	1,557	197	4,487	2,078	825	335		221	101.9	12,301	115,709

(a) Produced by Australian refineries from imported and indigenous petroleum. Source : Department of National Development.
(b) Includes the input of crude, enriched crude and other petroleum based feedstock.

Period	Steel wire and wire products - contd			Ferrous pipes and tubes		Non-ferrous rolled, extruded and drawn products					Electric and telephone cable, wire and strip	
	Wire nails	Fence posts and drop-pers	Steel wool	Seamless and welded (a) steel	Cast iron	Pipes and tubes (b)	Rods, bars, and sections	Sheet, plate, strip, etc. (c)	Wire rod	Single wire and wire strip (d)	Un-insulated	
											Stranded	Copper-Braided or otherwise combined
Code No.	465.16, 17	461.08	854.01	447.01-19	447.51, 55	(e)	451.40; 452.16, 46	451.50 453.50	451.61; 452.22, 52	451.63; 452.25, 56	464.12-17	464.24
	- tons -			- '000 tons -		- '000 cwt -					'000 cwt	cwt
Year 1967-68	22,925	47,463	1,218	298	96.9	507	938	1,012	1,367	1,227	410	1,285
1968-69	23,140	53,645	1,185	300	99.1	548	1,114	1,140	1,658	1,350	496	1,691
1969-70	22,774	50,011	1,422	320	104.2	503	1,209	1,156	1,542	1,335	456	1,683
Month - 1970												
February	2,175	3,504	123	22.5	8.47	42.0	111.1	91	125	113	34.0	(f)
March	2,088	3,926	132	21.8	8.24	49.0	103.8	81	155	129	37.8	(f)
April	1,954	4,139	129	24.7	8.62	44.3	112.5	100	137	121	39.4	127
May	1,831	5,566	121	27.0	8.95	43.2	97.9	99	141	111	37.9	129
June	1,711	4,708	117	28.8	9.71	37.5	82.8	93	161	127	46.9	158
July	1,811	4,324	140	29.5	10.39	25.1	99.4	96	93	64	22.5	168
August	1,952	4,338	116	27.1	9.81	47.7	85.8	91	151	121	39.7	136
September	2,153	3,673	138	29.3	10.60	61.2	100.8	102	180	139	57.4	298
October	2,069	2,460	132	27.7	10.03	54.4	106.6	112	141	136	44.5	198
November	2,179	2,016	136	28.0	9.66	46.1	113.1	120	144	121	48.5	181
December	1,544	1,622	123	21.6	7.09	53.4	93.8	109	135	125	52.4	171
1971												
January	1,192	2,226	85	20.7	4.24	16.6	65.6	82	47	30	20.7	115
February	1,990	3,094	110	21.3	7.33	36.7	104.6	104	142	122	51.8	139
March	2,268	4,400	166	32.9	7.67	58.0	102.2	112	181	137	59.6	232
9 months ended												
March 1971	17,158	28,153	1,146	238	76.8	399	872	927	1,214	995	397	1,638
9 months ended												
March 1970	17,278	35,598	1,055	240	76.9	378	915	864	1,104	976	332	(f)

(a) Diameter 3" and under. (b) Excludes hollow rods and bars. (c) Includes aluminium alloys and lead alloys and tin coated lead. Circles, slugs, calots etc., stamped from purchased or imported sheet or strip are not included. Where stamped from sheet or strip produced in own works, the weight of metal included in the statistics is that of the circles, etc., and not weight of the sheet or strip from which they are stamped. (d) Drawn from rod (excl. re-drawn). (e) Code Nos 451.21,29; 452.12,42; 453.20. (f) Not available for publication.

Period	Electric and telephone cable, wire and strip - contd						Electrical power frequencies transformers, chokes and ballasts (a)				
	Insulated						For transmission and distribution of power	For fluorescent and neon lighting and signs - Not cathode	For radio and T.V.	For other purposes (incl. for electrical welding equipment)	
	Copper		Aluminium (all types) (c)	Automotive and similar low voltage	Magnet winding wire and strip (d)						
	Power transmission and distribution (b)	Communication electronics and appliances (b)			Conductor diameter 0.010" or less	Other					
Code No.	464.31-38	464.41-43	464.39	464.51	464.61	464.62, 63	683.03-11	683.53-61	683.13, 16, 18	649.51, 55	683.31, 41, 43, 45
	- '000 cwt -		'000 yd	'000 cwt	number	'000 KVA	- '000 -				
Year 1967-68	349	282	18.6	24,863	95.3		15,892	5,725	2,732	802	561
1968-69	378	291	27.0	34,202	105.0		16,200	5,104	2,783	803	573
1969-70	393	298	35.9	40,455	114.0		16,285	6,064	3,389	936	568
Month - 1970											
February	33.4	23.7	2.70	2,599	(e)		1,378	379	309	73.9	44.7
March	37.6	24.0	4.33	3,388	11.1		1,229	412	316	75.2	48.1
April	37.6	24.2	3.97	3,939	10.8		1,406	585	384	91.7	50.7
May	35.0	29.3	4.20	3,104	10.0		1,407	593	255	86.3	40.8
June	31.5	30.2	3.97	4,415	11.2		1,634	501	248	69.1	37.9
July	28.5	17.0	2.75	4,617	1.66	6.39	1,521	572	314	68.8	47.5
August	34.2	21.9	3.50	3,979	1.57	8.19	1,172	635	359	59.0	47.6
September	44.0	23.4	4.68	4,415	2.21	9.27	1,348	464	363	71.8	47.6
October	38.2	19.7	3.71	3,636	1.77	9.33	1,576	820	334	71.2	58.3
November	39.0	20.1	4.23	3,259	2.08	9.91	1,326	830	377	88.7	47.8
December	40.7	16.4	4.42	2,099	2.25	7.93	1,035	520	313	78.3	33.1
1971											
January	15.0	7.4	0.63	1,994	0.69	1.86	562	511	170	45.1	16.5
February	30.7	16.9	3.22	4,507	1.86	8.86	1,023	432	309	67.4	41.6
March	36.9	16.3	3.80	5,423	2.18	11.82	1,314	401	442	85.2	50.1
9 months ended											
March 1971	307	161	30.9	33,929	16.3	73.6	10,877	5,186	2,981	635	390
9 months ended											
March 1970	289	214	23.8	28,997	(e)		11,838	4,385	2,502	689	439

(a) Includes those made and incorporated by manufacturers in their own products. Excludes audio, input R.F., and higher frequencies types and automotive coils. (b) Weight of copper content only. (c) Weight of aluminium content only. (d) Total weight. (e) Not available for publication.

Period		Chemicals							Plastic and synthetic resins (a)						
		Acids (in terms of 100% acid)				Chlor-ine	Sodium hy-dro-xide (caustic soda)	Sulphate of ammonia (b)	Super-phosphate (c)	For mould-ing, extru-sion, etc.	For pro-jective coating, paints, etc.	For bonding and adhesive	For other purposes (d)		
		Hydro-chlo-ric	Nitric	Sulphuric											
Code No.	401.29			401.37	Orig-inal	Seas. adj. (e)	401.57	405.82	407.88	405.36	415.07	403.02, 18-96	(f)	404.34, 76,90,96	404.36,64, 78,84,98
Year		- tons -		'000 tons		- tons -		'000 tons		- '000 cwt -					
	1967-68	n.a.	35,033	1,892	..	75,693	98,190	87,007	3,935	2,256	629	402	82.8		
	1968-69	35,320	65,039	1,853	..	83,793	105,478	105,463	3,938	2,666	652	451	79.1		
	1969-70	35,838	124,725	1,748	..	88,567	111,107	114,085	3,598	3,078	696	535	79.3		
Months -	1970														
	February	2,961	5,730	148	147	6,959	7,641	6,949	355	192	53.5	46.2	6.48		
	March	3,351	12,051	151	141	8,158	9,870	8,806	332	283	56.2	50.7	7.01		
	April	2,758	11,225	131	120	7,129	9,112	7,861	306	260	63.0	44.5	6.22		
	May	3,311	12,522	139	135	8,308	10,511	11,301	255	275	61.8	43.8	7.04		
	June	3,846	10,480	112	122	7,361	9,423	8,912	210	333	52.3	48.9	7.65		
	July	3,496	6,705	88	99	6,937	9,065	10,338	165	243	62.6	46.0	6.34		
	August	5,135	9,613	127	138	8,066	10,385	14,737	218	256	63.3	57.5	10.18		
	September	4,123	9,793	156	146	7,546	9,644	14,289	312	340	67.5	54.3	9.61		
	October	2,945	13,288	146	142	7,298	9,729	13,194	322	293	72.1	55.5	7.94		
	November	3,253	15,899	142	158	8,756	11,133	13,120	289	275	77.7	49.9	8.52		
	December	3,374	8,020	144	140	7,345	9,225	17,746	282	268	63.6	45.8	7.29		
	1971														
	January	3,198	6,174	115	113	7,102	9,125	18,437	249	205	38.1	34.9	7.79		
	February	2,936	5,355	154	153	6,172	7,994	13,228	263	270	65.2	47.5	5.52		
	March	3,577	8,073	145	132	8,133	10,099	16,497		321	74.8	56.9	9.68		
9 months ended	March 1971	32,037	82,920	1,216		67,355	86,399	131,586		2,471	592	448	72.9		
9 months ended	March 1970	25,923	90,498	1,366	..	65,769	82,061	86,011	2,828	2,210	519	398	58.4		

(a) Liquid resins or emulsion forms are shown in terms of dry weight of resin content. (b) Source - Nitrogen Fertilisers Pty Ltd from July 1967 to June 1968. (c) Source - Dept of Primary Industry. Includes double and triple superphosphate and ammonium phosphate expressed in terms of single superphosphate i.e. 22% P₂O₅ equivalent. (d) e.g. textile impregnation, paper treatment, etc. (e) See para. 7, page 1, Explanatory Notes. (f) Code Nos 404.02,32,40,48, 62,74,88,94.

Period	Code No.	Plasticisers	Plastics film, sheeting and coated materials			Building materials						
		All types	Unsup-ported plastics film, foil and sheeting	Plastics coated materials		Bricks (a)	Concrete blocks (in terms of 16"x8"x8" blocks)	Roofing tiles		Portland cement		Plaster of Paris
				Poly-ethylene (b)	Other (c)			Terra-cotta	Concrete	Original	Season-ally adj.(d)	
	407.02, 04,08	423.02-65	424.42, 43,45	(e)	(f)	475.27	472.12	475.30		474.02	479.22	
		'000 cwt	'000 lb	- '000 sq yd -		- million -				- '000 tons -		
Year	1967-68	272	71,658	40,576	26,341	1,485	46.6	47.0	96.8	3,805	..	278
	1968-69	330	82,960	41,017	29,867	1,694	53.1	49.9	115.8	3,978	..	282
	1969-70	387	104,003	45,602	35,519	1,800	62.9	52.8	130.8	4,439	..	302
Month -	1970 February	34.6	8,490	3,457	2,928	151	4.96	4.36	11.2	355	3/4	25.2
	March	32.0	8,768	2,668	3,042	149	5.02	4.47	10.5	378	3/4	23.8
	April	33.8	10,311	4,900	3,415	153	5.55	4.95	11.8	371	3/4	28.8
	May	38.0	9,076	2,574	3,331	153	5.00	4.58	11.3	366	3/4	26.1
	June	28.4	9,383	2,758	2,484	150	5.29	4.42	11.5	379	3/4	23.8
	July	29.3	9,248	3,484	2,663	151	6.03	4.71	12.2	418	3/4	27.3
	August	31.8	9,105	3,004	2,485	150	5.48	4.25	10.1	401	3/4	24.2
	September	31.4	10,276	3,636	3,103	161	5.65	5.02	10.8	391	3/4	27.2
	October	28.0	9,477	5,019	3,225	153	6.20	4.22	10.7	415	3/4	26.5
	November	21.8	10,458	4,333	2,956	157	6.05	4.23	11.4	417	3/4	28.0
	December	30.9	8,415	3,229	2,584	137	4.93	3.78	9.1	337	3/4	25.4
	1971 January	26.0	6,949	2,841	1,511	108	3.89	2.59	7.1	304	3/4	13.6
	February	30.8	9,187	2,308	2,790	140	4.92	4.10	9.2	336	3/4	22.6
	March	31.3	10,607	5,069	3,191	164	5.36	4.82	12.4	402	3/4	29.2
9 months ended	March 1971	261	83,721	32,923	24,446	1,322	48.5	37.7	93.0	3,420	..	224
9 months ended	March 1970	287	75,233	35,370	26,288	1,344	47.0	38.8	96.2	3,323	..	223

(a) Clay, concrete and silica lime. (b) On regenerated cellulose film, aluminium foil and paper or paperboard.

(c) On knitted or woven textile materials, paper or paperboard. Includes plastic coated materials. (d) See para. 7, page 1, Explanatory Notes. (e) Code Nos 424.30,32,33,51. (f) Code Nos 472.01,03; 475.21,23; 479.45,47.

Period	Building materials - continued						Paints etc.		
	Sawn Australian grown timber (a)	Mineral wool (bonded, loose and granulated)	Lignocel-lulose boards and sheets	Asbestos cement building sheets (c)	Plastic building materials		Paints, enamels and clears (e)	Lacquers, nitro-cellulose	Thinners for lacquers, paints and enamels
			Softboard and straw-board (b)		Decorative laminated	Profile sheet (d)			
Code No.	331.02-18,28-44	479.9193	336.11,15	475.04,06,07,85	425.01,03	425.17,18	(f)	410.33,43,45	410.85,87
	mil. sup ft	tons	-sq ft-	'000 sq yd	- '000 sq ft -		- '000 gal -		
Year 1967-68	1,482	27,036	25,088	36,251	26,792	11,789	16,473	1,427	4,231
1968-69	1,447	27,173	26,124	38,071	27,739	13,623	16,801	1,496	4,311
1969-70	1,483	25,396	27,333	42,120	30,386	15,600	17,768	1,446	4,578
Month - 1970									
February	107	1,941	2,257	3,641	2,351	1,514	1,546	123	386
March	117	1,997	2,318	3,503	2,959	925	1,430	115	390
April	132	1,989	2,291	3,824	2,640	984	1,543	127	425
May	134	1,984	2,110	3,343	1,625	1,559	1,461	120	407
June	135	1,842	2,062	4,327	2,277	1,353	1,433	123	381
July	129	2,387	2,743	3,937	2,256	1,432	1,601	107	421
August	127	2,094	2,706	3,292	2,037	1,086	1,491	90	373
September	127	2,352	3,243	4,407	2,219	1,439	1,536	98	355
October	132	2,474	2,207	2,619	2,205	1,268	1,832	100	441
November	132	2,157	2,413	3,238	2,076	887	1,830	101	397
December	114	2,566	2,555	3,778	2,006	997	1,676	91	391
1971									
January	r78	1,352	1,057	998	817	522	1,106	61	275
February	.103	2,150	1,946	3,786	2,095	709	1,512	95	396
March		2,763	2,673	3,448	2,972	982	1,851	110	467
9 months ended									
March 1971		20,295	21,543	29,504	18,683	9,322	14,433	852	3,517
9 months ended									
March 1970	1,083	19,581	20,870	30,625	22,844	11,704	13,330	1,075	3,365

(a) Source : Commonwealth Forestry and Timber Bureau and Victorian Forests Commission from July 1968. (b) Original forming of boards and sheets incl. special compositions. Includes board and sheet for subsequent conversion into acoustic board etc., by producing factory as well as for sale. (c) Includes original manufacture of flat, corrugated, moulded and grooved sheets but excludes bullnosed. (d) Corrugated etc. (incl. fibreglass reinforced). (e) Includes primers and undercoats, bituminous paints and marine coatings. Excludes nitrocellulose laquer, water thinned architectural and decorative paints, and tinting colours and wood stains packed for sale or transfer out. (f) Code Nos 410.01,03,05,07; 31,41; 37,47,49,59,65.

Period	Paints etc.- continued.		Building fittings										
	Water thinned paints, enamels and clears (a)		Meters			Domestic type stoves, ovens and ranges							
			Electric- city consump- tion	Gas consump- tion	Water consump- tion	Electric			Gas (d)	Solid fuel	Oil, kerosene, spirits, etc. (e)		
	Plastic latex or other water based	In powder form (incl. kal- somin)				Ranges (b)	Grill boilers (c)	Wall ovens					
Code No.	410-11, 13, 15, 17	410-19	702-01	703-01	703-11	661.01, 03	661.05	661.11	(f)	662-01, 03	662-21, 23		
	'000 gal	'000 lb	- '000 -			- number -							
Year	1967-68	4,358	745	305	37.8	149	156,048	16,135	21,444	73,127	14,921	2,122	
	1968-69	4,456	776	296	60.9	144	166,800	15,380	28,638	85,350	13,243	1,735	
	1969-70	4,907	673	315	64.4	175	171,786	17,784	31,647	83,318	10,203	1,580	
Month -	1970	February	415	51.9	24.7	5.54	14.4	14,354	825	2,636	7,937	758	232
		March	391	51.1	23.4	5.83	17.6	13,595	409	2,605	6,027	623	171
		April	417	55.6	25.9	6.31	14.7	14,371	442	3,197	7,782	924	143
		May	364	47.6	26.6	6.69	14.6	14,609	330	2,801	7,475	944	82
		June	386	52.1	27.8	6.54	17.3	12,726	242	3,071	7,637	777	52
		July	436	62.4	29.4	6.90	17.2	12,875	3,227	3,121	7,291	919	250
		August	397	60.8	23.8	5.54	15.8	14,353	(g)	3,243	6,755	713	141
		September	412	(g)	29.3	5.47	18.0	19,094	(g)	8,694	5,417	1,025	65
		October	519	(g)	29.5	6.18	17.0	17,433	(g)	8,367	737	70	
		November	531	(g)	31.1	6.08	18.0	16,545	2,920	2,471	7,428	637	274
		December	482	(g)	26.3	4.81	14.7	10,503	1,579	1,932	6,966	657	124
	1971	January	341	(g)	15.5	2.58	7.7	8,055	2,227	1,229	4,260	223	35
		February	385	(g)	23.3	5.32	14.0	13,914	1,639	2,221	7,343	642	r165
		March	472	(g)	28.1	5.50	16.6	15,151	987	3,203	7,825	754	84
9 months ended	March 1971	3,977	(g)	236	48.4	139	127,923	14,568	23,125	64,929	6,307	1,208	
9 months ended	March 1970	3,739	517	235	44.9	128	130,080	16,770	22,578	60,424	7,558	1,303	

(a) Architectural and decorative. (b) Having at least one hotplate and one oven separately heated. (c) Designed to allow simultaneous grilling below and boiling above the heating unit, but without an oven. (d) Gas stoves and ranges, upright or elevated (with oven) and wall ovens; excludes cooking tops, hotplates, stovettes, etc. (e) Excludes small spirit burners other than gravity fed. (f) Code Nos 662-26, 31, 34, 36, 42, 43 (g) Not available for publication.

Period		Building fittings - continued									
		Space heaters and fires		Hot water systems (up to 200 gal storage capacity)							
		Gas	Solid fuel	Electric			Gas		Solid fuel storage and heat exchange	Solar absorber units	
				Instantaneous	Storage	Heat exchange	Instantaneous	Storage and heat exchange			
Code No.	651.24, 25, 26, 27	651.01, 03	652.11	652.21, 31, 41, 51, 61	652.71	652.12, 16	(a)	(b)	652.91		
		- number -									
Year	1967-68	38,268	24,558	11,253	138,960	18,324	9,262	27,488	14,143	3,642	
	1968-69	58,471	23,104	8,119	152,615	17,383	13,704	34,714	12,237	5,134	
	1969-70	49,849	16,154	9,693	164,419	18,096	18,084	39,788	12,895	4,995	
Month -	1970 February	2,915	1,939	947	13,916	1,574	1,570	3,626	849	474	
	March	4,801	2,138	1,042	11,942	1,606	1,465	2,493	888	465	
	April	5,698	2,095	628	14,875	1,655	1,883	3,956	989	388	
	May	6,588	1,763	793	13,942	1,417	1,706	3,495	1,039	243	
	June	5,991	1,495	651	12,728	1,648	1,523	2,841	946	187	
	July	5,402	1,602	687	15,592	1,855	1,408	3,791	1,008	293	
	August	3,851	825	838	13,984	1,701	1,759	3,138	934	228	
	September	4,748	912	691	19,169	1,980	2,591	4,449	1,110	373	
	October	3,039	928	820	16,223	2,140	1,727	3,968	1,077	347	
	November	3,883	900	967	16,048	1,971	(c)	2,968	958	496	
	December	3,513	579	788	14,879	1,518	(c)	3,363	647	435	
	1971 January	1,839	272	702	7,223	1,258	521	1,649	497	296	
	February	4,903	651	740	13,983	1,853	(c)	2,905	866	352	
	March	5,856	777	690	15,352	2,165	(c)	3,390	760	322	
9 months ended	March 1971	37,216	7,446	6,923	132,453	16,441	(c)	29,621	7,857	3,142	
9 months ended	March 1970	31,572	10,801	7,621	122,874	13,376	12,972	29,496	9,921	4,177	

(a) Code Nos 652.22, 26, 32, 42, 46, 52, 56, 62, 66, 72, 76. (b) Code Nos 652.25, 35, 45, 55, 65, 75. (c) Not available for publication.

Building fittings - continued

Period	Bath heaters			Sink heaters-electric	Baths (a)		Sinks (standard size) (b)	Laundry tubs	Toilet cisterns (c)	Pans (closet)-earthenware	
	Electric	Gas	Solid fuel		Enamelled	Other					
	Code No.	652.01	652.02, 06	652.05			653.01	671.03	671.01, 04,08	671.11-18	671.23, 24,28
	- number -				- '000 -						
Year 1967-68	11,777	8,468	11,820	9,941	162		219	160	370	372	
1968-69	10,289	6,270	9,584	9,473	101	80.3	226	176	399	400	
1969-70	7,629	5,584	5,130	8,585	112	68.7	256	216	414	384	
Month - 1970											
February	415	483	334	550	10.06	2.34	20.6	17.6	31.2	27.6	
March	530	376	325	432	9.08	3.23	22.5	15.7	37.0	37.8	
April	763	465	383	767	10.04	5.31	24.6	18.3	36.7	35.1	
May	902	450	356	855	9.10	5.76	23.2	16.9	34.2	34.6	
June	745	433	485	735	9.07	6.39	20.6	14.6	33.8	38.7	
July	831	199	416	1,125	8.74	6.52	18.4	18.9	41.5	31.8	
August	794	214	546	926	8.72	7.31	16.4	16.1	34.3	30.8	
September	766	328	526	930	9.32	7.99	19.9	16.1	39.9	40.2	
October	583	339	492	973	9.43	7.06	21.7	16.6	36.6	29.3	
November	624	400	476	909	9.33	6.56	24.1	17.3	38.7	35.3	
December	740	398	415	702	7.52	4.83	17.8	15.9	32.6	33.7	
1971											
January	410	94	204	460	5.01	3.10	8.1	7.1	14.8	16.0	
February	550	169	259	722	10.48	6.26	19.5	11.9	26.5	33.8	
March	703	235	431	773	12.91	7.43	23.5	18.0	27.8	40.2	
9 months ended											
March 1971	6,001	2,376	3,765	7,520	81.4	57.1	169	138	293	291	
9 months ended											
March 1970	5,219	4,236	3,906	6,228	84.0	51.2	189	166	309	275	

(a) Excludes babies' baths. (b) Includes combination sinks. (c) Excludes storage tanks for use with flusherette valves.

Period	Building fittings - continued				Domestic electrical appliances						
	Wash basins				Vacuum cleaners	Hand irons	Dry shavers	Toasters	Hot water jugs & kettles	Coffee makers	Beater and pulveriser type mixers
	C.I.P.E.	Earthen- ware	Pressed steel								
			Enamelled	Stainless							
Code No.	671.31	671.37	671.33	671.34	692.02, 04	693.51 63	699.01, 03	661.21, 23	699.22, 23,25	699.27, 29	691.01,02
	- '000 -										
Year 1967-68	52.9	159	82.3	9.53	164	466	210	332	333	43.5	113
1968-69	44.6	185	90.3	6.95	152	551	209	392	399	42.8	137
1969-70	40.7	229	90.9	7.09	156	582	239	375	401	44.4	154
Month - 1970											
February	(a)	15.9	9.87		13.9	48.2	19.2	26.7	29.7	2.14	12.0
March	(a)	22.4	8.89		14.4	43.9	17.4	29.9	29.0	2.33	11.9
April	(a)	17.0	10.11		15.5	52.3	17.3	36.6	48.6	4.62	14.6
May	(a)	20.7	9.45		12.5	49.0	22.6	29.4	37.4	3.33	15.8
June	(a)	23.9	8.83		11.8	45.6	27.8	34.5	32.6	3.37	14.6
July	(a)	17.3	8.84		16.1	54.1	19.4	31.1	36.2	4.93	17.7
August	(a)	16.9	7.80		12.3	43.4	18.0	33.1	28.8	2.88	14.7
September	(a)	20.4	8.50		14.1	50.4	19.3	41.6	43.1	5.31	16.6
October	(a)	14.1	8.59		16.0	54.3	12.5	36.4	39.0	3.55	14.3
November	(a)	17.8	9.14		16.5	52.2	18.3	33.3	45.2	3.18	11.6
December	(a)	19.4	8.24		13.7	39.1	19.2	28.7	32.6	2.73	8.7
1971											
January	(a)	6.6	5.38		4.3	18.4	4.7	18.3	18.6	(a)	5.3
February	(a)	18.6	8.56	0.70	15.5	45.1	13.9	27.3	35.1	(a)	12.7
March	(a)	22.4	10.84	0.54	17.7	49.0	16.4	39.1	38.8	2.79	11.9
9 months ended											
March 1971	(a)	154	70.2	6.98	126	406	142	289	317	29.4	114
9 months ended											
March 1970	(a)	168	69.6		117	435	171	275	283	33.1	109

(a) Not available for publication.

Domestic electrical appliances - continued

Period	Code No.	Blankets (incl. mattress overlays) (a)	Floor polishers (b)	Propeller type fans (completes) (c)	Radiators, electric fires and room heaters	Air conditioners and coolers		Refrigerators (electric and gas)		Clothes washing machines		Clothes dryers (rotary and cabinet type)
						Room refrig- erated	Package unit	Orig- inal	Seas- onally adj.- (d)	Fully auto- matic (e)	Other	
	699.81, 85	692.22	696.01-05	651.11-17	657.03, 05	657.21- 23	657.31,36,41	693.02	693.06-18	693.25- 27		
Year	1967-68	778	72.7	360	624	30.5	4.65	245	..	91.5	187	35.7
	1968-69	808	53.0	416	803	49.9	8.33	271	..	102.3	200	42.1
	1969-70	1,056	53.9	427	708	39.3	7.20	247	..	107.7	208	35.4
Month - 1970	February	99.0	4.95	32.6	72.6	2.89	1.05	21.8	22.3	8.27	17.6	2.07
	March	117.7	5.37	23.9	73.5	2.46	0.68	19.0	21.5	9.03	18.5	4.66
	April	130.8	4.42	24.0	79.0	2.49	0.42	19.4	22.8	10.48	19.8	6.98
	May	135.2	5.25	21.4	77.1	2.14	0.51	15.7	18.4	10.40	19.0	7.12
	June	105.8	4.62	23.5	62.4	2.26	0.46	18.5	20.0	9.31	19.6	7.17
	July	80.7	4.95	25.1	54.4	2.89	0.49	21.6	19.3	10.36	17.1	5.27
	August	52.8	4.70	31.1	46.8	3.25	0.69	20.3	19.0	8.87	13.4	2.74
	September	68.0	4.53	48.0	37.0	3.65	0.82	21.5	17.6	9.93	16.8	1.69
	October	68.9	4.10	54.9	59.1	4.07	0.81	22.0	17.3	9.44	18.9	0.54
	November	69.2	3.99	63.4	40.0	4.59	1.06	24.0	21.2	8.69	17.3	0.54
	December	61.8	4.68	46.1	48.6	3.98	0.81	19.6	19.4	7.68	12.9	0.60
1971	January	38.4	2.13	15.4	16.5	1.88	0.38	13.3	20.0	5.36	10.2	0.66
	February	90.7	4.33	22.5	54.1	2.43	0.49	18.4	19.9	8.23	14.3	1.49
	March	105.3	4.61	16.3	87.7	1.90	0.50	23.0	22.4	11.39	20.3	3.26
9 months ended	March 1971	636	38.0	322	444	28.6	6.06	184	..	79.9	141	16.8
9 months ended	March 1970	683	40.0	358	490	32.4	5.81	193	..	77.5	150	14.1

(a) Excludes heating pads. (b) Includes commercial type. (c) Excludes fans incorporated in other equipment or used with ducting. (d) See para. 7, page 1, Explanatory Notes. (e) Complete washing cycle with one setting of controls.

Period	Television sets		T.V. picture tubes (a)	T.V. antennae		Transistors (excl. power)	Radio-grams (b)	Radios		
	T.V. only	With radio and/or record player		Incl. "in built" telescopic type)	Outdoor			Portable	Car	Other (incl. mantel)
Code No.	643.50-55	643.62-65	645.51-68	649.43	649.45	645.26	643.01, 03	643.15	643.35, 37	643.27
	- '000 -									
Year 1967-68	234	18.8	342	155	151	8,160	91.8	228	162	40.5
1968-69	r265	15.7	395	160	161	r13,185	96.4	353	187	40.4
1969-70	307	14.7	420	187	163	18,530	89.2	358	229	46.3
Month - 1970										
February	25.0	1.09	31.7	13.2	14.5	1,232	7.51	26.6	19.8	3.38
March	25.7	1.21	32.7	13.0	14.9	1,693	7.23	27.5	18.5	2.64
April	28.9	1.07	35.9	16.4	18.2	1,880	8.09	29.3	21.2	5.52
May	28.8	1.05	50.4	15.0	14.9	1,750	6.98	22.1	19.0	3.93
June	26.7	0.82	43.5	14.7	11.2	1,882	7.42	25.0	20.3	3.02
July	29.0	1.39	50.7	20.8	13.9	1,594	8.66	25.2	21.0	3.46
August	24.8	0.89	42.3	16.2	11.4	1,422	6.87	32.1	19.2	3.61
September	26.2	1.30	45.2	17.6	15.7	1,912	7.58	35.4	20.5	2.39
October	27.3	1.00	46.8	16.9	13.9	1,749	7.48	52.9	17.9	2.47
November	27.5	0.81	47.3	13.4	11.3	1,819	9.26	56.8	16.1	4.73
December	23.6	0.90	38.0	12.0	6.7	1,555	9.29	57.6	16.9	3.10
1971										
January	12.1	0.44	19.3	13.1	6.0	772	3.83	15.2	7.6	1.24
February	26.3	1.12	39.6	17.1	12.9	1,597	6.99	25.2	18.2	2.68
March	31.3	1.67	46.8	23.3	18.7	1,268	8.81	26.4	24.1	3.77
9 months ended March 1971	228	9.50	376	150	110	13,687	68.8	327	162	27.5
9 months ended March 1970	223	11.76	290	141	119	13,019	66.8	281	168	33.8

(d) Includes those incorporating used screens. (b) Complete with built-in record player or changer.

Period	Record players (in case or cabinet) (a)	Phonograph records			Floor coverings				Bed bases		
		Single play	Extended play	Long play	Textile	Smooth surfaced and embossed	Timber parquetry	Felts (b)	Box spring	Woven wire, link mesh and spring	
Code No.	646.11,14	646.32, 35,62,65	646.37,41, 67,71,81	646.43,45, 73,75	841.01- 07	841.31- 61,69	841.67,68	841.85	844.01	844.11	
		- '000 -				- '000 sq yd -				- '000 -	
Year	1967-68	78.0	6,296	1,869	6,847	12,759	14,040	484	16,613	119	627
	1968-69	89.1	6,534	1,699	9,377	16,160	12,861	542	18,325	145	692
	1969-70	111.5	6,856	1,422	10,476	18,327	14,519	553	20,256	r167	r675
Month - 1970	February	7.39	541	87	788	1,553	1,329	40.0	1,596	r14.5	r54.4
	March	8.07	610	103	720	1,441	1,185	46.0	1,548	r13.7	r53.4
	April	8.73	583	105	884	1,615	1,409	64.5	1,858	r15.5	r59.5
	May	8.81	483	143	1,059	1,581	1,159	55.6	1,778	r13.9	r52.6
	June	7.43	443	81	977	1,455	1,199	51.6	1,763	r14.3	r47.9
	July	9.83	453	145	1,142	1,677	1,325	50.6	1,980	15.8	56.2
	August	10.89	414	136	1,086	1,578	1,343	34.9	1,877	14.8	51.7
	September	11.76	470	159	1,296	1,789	1,437	41.9	2,012	16.4	53.9
	October	12.20	484	137	1,537	1,829	1,258	41.1	1,899	16.8	64.1
	November	14.38	585	192	1,439	1,880	1,476	42.4	1,926	18.3	64.8
	December	19.47	714	182	1,277	1,712	1,378	34.0	1,734	18.1	61.7
1971	January	5.40	606	56	1,100	951	519	14.4	1,136	9.5	33.8
	February	6.91	484	78	1,155	1,770	1,150	32.8	1,626	15.7	54.1
	March	10.90	561	89	1,139	2,001	1,609	29.3	1,827	18.1	60.2
9 months ended	March 1971	101.7	4,770	1,174	11,172	15,186	11,494	321	16,017	143	500
9 months ended	March 1970	86.5	5,347	1,093	7,557	13,676	10,751	381	14,857	124	515

(a) Complete with built-in amplifier, speaker(s) and record player in case or cabinet. (b) Needed (or bonded) felts of jute or jute/hair mixtures for all purposes.

Period		Mattresses			Feram- bulators, pushers and strollers	Cycles (made or assembled)	Soap and soap based products			Detergents		
		Inner spring	Rubber	Other (incl. plastic foam, kapok fibre etc.)			For personal toilet use	For other purposes			Synthetic	Other
								Non-abrasive		Abrasives cleansers and scourers		
								Powder and granule	Other			
Code No.	844.21	844.41	844.51,61	975.02,11	611.01	805.01-13	805.26, 50	(a)	805.36-40, 60	806.02- 36	806.25, 40-45	
		-'000 -			number		-'000 cwt -					
Year	1967-68	659	80.0	225	139	90,671	500	295	628	47.8	2,053	343
	1968-69	657	71.2	236	149	114,922	499	244	597	47.2	2,334	362
	1969-70	r716	r45.8	269	158	127,385	523	187	544	50.1	2,411	378
Month -	1970											
	February	r61.4	r3.76	19.5	13.8	8,407	38.0	11.9	41.0	4.72	150	29.5
	March	r59.3	r3.60	25.2	13.3	8,579	45.5	17.1	48.2	3.90	229	32.2
	April	r63.8	r4.84	25.6	15.4	10,180	50.9	16.4	47.1	4.72	246	32.7
	May	r61.5	r4.37	22.5	14.6	9,555	40.6	12.7	44.8	4.34	185	29.0
	June	r58.1	r3.69	22.0	12.3	8,443	44.9	12.5	37.9	3.97	175	29.9
	July	r61.5	3.90	19.7	13.2	r10,033	43.6	20.2	61.7	5.13	245	31.3
	August	r61.0	3.54	21.4	13.4	10,348	46.2	20.5	44.7	4.69	189	32.2
	September	r64.9	4.96	24.0	15.3	13,413	43.7	23.3	53.1	4.08	212	37.6
	October	r65.1	4.01	27.4	16.2	16,214	56.2	30.6	61.8	4.16	265	36.4
	November	r65.5	5.06	28.6	17.0	19,456	50.5	20.8	48.6	r5.58	260	38.7
	December	r67.5	4.15	34.8	15.3	18,007	51.1	21.7	49.8	4.30	201	37.3
	1971											
	January	r41.8	2.30	r15.3	6.5	4,776	18.3	15.4	40.4	2.29	123	30.0
	February	58.0	2.94	25.0	15.0	5,779	46.1	12.9	36.5	3.31	206	37.1
	March	66.4	4.69	33.6	18.4	6,760	57.2	23.1	51.3	5.05	240	37.0
9 months ended	March 1971	552	35.6	230	130	104,786	413	189	448	38.6	1,941	318
9 months ended	March 1970	533	32.9	199	115	99,207	386	146	414	37.1	1,805	286

(a) Code Nos 805.22, 24, 30, 32, 34, 46, 48, 52-58.

Period	Crude glycerine	Fatty acids	Electric motors (a)			Internal combustion engines (a)(b)			Petrol lawn mowers - Rotary (undercut) type		Spark plugs	Shock absorbers
			Under 1 hp		1 hp and over	Petrol, etc.		Diesel & semi diesel	2 stroke	4 stroke		
			Original	Seasonally adjusted (c)		2 stroke	4 stroke					
			- '000 cwt -			- '000 -						
Year												
1967-68	92	201	2,772	..	138	197	57.1	3.60	149	35.8	15,964	1,855
1968-69	93	199	3,006	..	196	228	62.4	2.84	169	40.3	17,505	1,921
1969-70	100	207	3,154	..	205	301	58.1	3.67	233	37.7	18,888	2,193
Month - 1970												
February	7.23	16.8	247	261	15.7	23.7	3.84	0.27	18.5	2.35	1,696	174
March	9.31	15.7	242	264	14.8	19.9	5.85	0.25	14.2	2.33	1,573	196
April	7.35	21.3	265	265	18.7	15.1	4.44	0.27	8.9	2.17	1,933	206
May	5.25	19.0	260	265	15.8	12.0	5.18	0.30	5.1	1.15	1,839	216
June	6.69	16.0	272	273	14.9	16.2	5.82	0.39	9.1	1.58	1,615	208
July	10.29	20.6	282	245	19.6	21.7	4.95	0.46	17.9	4.05	1,973	229
August	5.22	18.3	255	238	17.0	22.0	1.90	0.33	20.0	3.69	1,745	221
September	9.51	17.7	282	245	18.6	34.0	3.20	0.32	30.6	3.85	1,878	208
October	13.47	24.6	280	246	20.2	36.9	3.61	0.33	31.8	3.93	2,034	201
November	8.16	19.4	290	257	20.7	39.4	3.74	0.32	30.2	3.61	1,838	199
December	4.82	15.2	263	273	16.9	25.9	2.48	0.21	22.1	3.92	1,410	154
1971												
January	5.09	6.1	132	245	13.6	26.6	1.82	0.21	24.2	3.17	838	93
February	4.03	16.3	229	248	17.1	29.8	4.37	0.25	23.5	3.82	1,732	255
March	4.47	15.6	255	242	20.9	29.3	2.90	0.35	24.1	3.37	2,139	212
9 months ended												
March 1971	65.1	154	2,267	..	165	266	29.0	2.80	224	33.4	15,586	1,771
9 months ended												
March 1970	80.7	151	2,358	..	155	258	42.6	2.71	210	32.8	13,501	1,563

(a) Includes those made and incorporated by manufacturers in their own products. (b) Excludes motor car, motor cycle, truck, tractor, aero and marine inboard engines, but includes engines for outboard motors. (c) See para. 7, page 1, Explanatory Notes.

Period	Storage batteries (a)			Tyres (motor) (b)				Tubes (motor) (b)				Caravans (c) (private or domestic use)	
	Automotive		Other (number of 2 volt cells)	Motorcar and motor-cycle	Truck and bus	Tractor, grader and earth moving equipment	Aero	Motorcar and motor-cycle	Truck and bus	Tractor, grader and earth moving equipment	Aero		
	6 volt	12 volt											
Code No.	685.13-15	685.17-19	685.33-65	621.01-21	621.03-23	621.05-25	621.07-27	622.01	622.03	622.05	622.07	584.01, 03, 07	
	- '000 -											number	
Year	1967-68	465	1,653	177	5,995	308	250	10.53	3,496	631	222	2.40	16,561
	1968-69	444	1,714	177	5,659	528	250	9.64	3,588	692	215	2.39	17,475
	1969-70	418	1,816	211	7,209	588	229	8.72	3,665	722	191	1.46	19,499
Month - 1970	February	31.8	159	17.7	629	48.9	17.8	0.67	290	63.2	16.0	0.08	1,570
	March	36.0	156	17.8	586	44.8	17.3	0.53	285	50.6	15.0	0.06	1,697
	April	36.8	182	17.1	657	50.1	19.6	0.90	319	58.1	15.4	0.22	1,747
	May	47.6	236	21.5	670	55.1	18.2	0.87	344	69.6	12.4	0.14	1,468
	June	41.4	176	17.5	711	59.6	16.1	0.75	336	77.5	12.5	0.03	1,578
	July	44.1	194	22.6	702	52.6	16.0	0.95	363	65.9	14.6	0.14	1,473
	August	31.3	153	20.2	631	48.7	13.7	0.82	323	65.0	13.3	0.08	1,576
	September	29.7	157	21.6	671	51.2	13.8	0.84	360	69.9	13.7	0.08	1,760
	October	30.2	168	20.0	655	49.5	11.0	0.84	379	63.6	11.0	0.18	2,013
	November	27.4	144	14.3	653	52.3	11.4	0.95	379	62.8	12.4	0.10	2,115
	December	24.2	129	12.7	572	42.8	11.1	0.67	316	48.7	11.5	0.11	1,885
1971	January	16.5	81	8.2	311	17.9	4.6	0.18	113	17.0	2.8	0.02	837
	February	28.6	142	16.7	620	43.6	12.6	0.71	334	61.9	11.3	0.03	1,643
	March	36.6	183	16.5									1,925
9 months ended	March 1971	269	1,350	153									15,227
9 months ended	March 1970	292	1,252	155	5,171	423	170.5	6.21	2,666	517	151.2	1.07	14,706

(a) Includes rebuilt batteries and dry charge batteries, but excludes dry cell batteries. (b) Source: Australian Rubber Manufacturers Association Limited from July 1968. (c) Includes shells and pre-cut kits.

Period	Trailers		Finished motor vehicles						Partly finished motor vehicles		Total finished and partly finished vehicles	
	Two wheel	Four wheel	Cars	Station wagons	Util-ities (a)	Panel vans (a)	Truck and truck type vehicles (b)	Omnibuses, ambulances and hearses	Cars, station wagons, utilities and panel vans (a)	Trucks and truck type vehicles (b)	Original	Seas. adj. (c)
	- number -											'000
Year 1967-68	13,379	2,036	270,963	59,047	31,174	14,687	1,137	440	1,663	21,857	401	..
1968-69	15,096	1,570	288,687	52,983	34,196	15,855	1,328	1,147	1,330	25,099	421	..
1969-70	16,140	1,883	339,127	54,998	37,416	18,610	1,333	1,273	1,663	26,517	481	..
Month - 1970												
Feb.	1,260	143	29,946	5,135	3,426	1,458	163	162	82	2,070	42.4	42.5
March	1,233	183	29,426	4,566	3,194	1,430	125	128	171	2,180	41.2	40.4
April	1,291	149	31,674	5,041	3,063	1,719	86	134	138	2,459	44.3	37.6
May	978	166	29,825	4,917	3,511	1,496	135	139	162	2,489	42.7	40.0
June	908	174	28,938	4,697	3,842	1,526	94	76	172	2,607	42.0	39.8
July	1,233	129	31,339	5,102	3,241	1,622	95	90	275	2,456	44.2	38.4
August	1,474	184	27,276	4,473	3,048	1,525	104	89	124	2,058	38.7	36.9
Sept.	1,658	186	29,270	4,815	3,045	1,545	90	136	182	2,084	41.2	38.0
Oct.	1,724	181	28,937	5,239	2,613	1,365	110	128	62	1,968	40.4	39.3
Nov.	1,803	177	30,118	5,774	2,840	1,475	80	141	44	1,953	42.4	41.0
Dec.	1,920	184	25,029	4,211	2,326	1,094	72	81	53	1,683	34.5	41.1
1971												
Jan.	1,364	132	11,926	2,000	1,320	791	33	47	39	958	17.1	34.7
Feb.	1,235	127	26,520	4,563	2,515	1,748	77	113	116	1,889	37.5	38.8
March	1,352	170	30,034	4,644	3,361	1,950	59	153	134	1,953	42.3	36.0
9 months ended March 1971	13,763	1,470	240,449	40,821	24,309	13,115	720	978	1,029	17,002	338	..
9 months ended March 1970	12,963	1,394	248,690	40,343	27,000	13,869	1,018	924	1,191	18,962	352	..

(a) Vehicles up to and including 115" wheelbase. (b) Vehicles over 115" wheelbase. (c) See para. 7, page 1, Explanatory Notes.

Period	Code No.	Newsprint	Other paper	Paper boards (a)	Wood pulp (b)	Pressure sensitive adhesive tapes (c)	Tobacco, cigars and cigarettes(d)		Sewing thread			
							Orig-inal	Seas.-adj. (e)	Cotton		Other than cotton	
									For house-hold use	For indus-trial use	Heavy counts (8s to 18s)	Light counts (over 18s)
	351.11	351.17-79	352.11-33	341.31-45	769.51-54,59	183.02, 11, 21-28	368.02, 04	368.06, 08	368.18	368.16		
		- '000 tons -			'000 sq yd	mil. lb		- '000 lb -				
Year	1967-68	92.6	386	335	351	18,867	59.0	..	181	2,758	201	360
	1968-69	123.9	440	342	411	19,613	62.4	..	223	2,672	223	412
	1969-70	170.6	469	388	513	23,295	65.5	..	260	2,624	199	490
Month -	1970											
	February	13.6	39.1	35.2	44.1	2,058	5.76	5.82	24.3	267	16.8	49.2
	March	15.3	38.8	34.3	47.8	2,429	5.29	5.46	23.4	219	12.8	30.9
	April	14.7	45.1	30.8	50.1	2,113	6.21	5.97	23.0	219	16.5	38.5
	May	14.8	37.3	28.7	43.7	2,263	5.07	5.53	18.1	215	15.2	40.8
	June	14.1	43.6	35.3	48.7	2,264	5.50	5.00	21.6	234	10.5	39.3
	July	14.9	44.0	35.4	41.7	2,399	6.61	5.54	29.7	242	23.5	44.2
	August	15.0	33.2	23.2	45.9	2,102	5.43	5.27	22.7	180	26.6	35.9
	September	14.3	30.9	23.2	47.6	2,571	5.29	5.22	25.4	221	17.8	41.4
	October	15.4	45.4	33.2	45.4	1,809	4.83	4.27	31.7	236	30.2	48.0
	November	14.4	44.0	34.6	44.4	1,984	6.10	5.94	31.3	235	39.5	53.1
	December	11.7	42.8	32.4	47.2	2,189	4.78	5.37	24.5	190	45.5	40.5
	1971											
	January	13.9	41.9	32.1	37.3	1,320	4.29	6.25	(f)	60	33.7	10.9
	February	14.2	43.5	36.6	45.0	1,905	5.76	6.00	(f)	258	52.3	59.5
	March	15.8	41.0	32.9	48.3	2,254	5.99	5.40	29.1	235	52.7	46.5
9 months ended	March 1971	130	367	285	403	18,533	49.1	..	233	1,856	322	380
9 months ended	March 1970	127	343	294	371	16,655	48.7	..	197	1,957	157	372

(a) Paper which, at the size of 20" x 30" or its equivalent, weights 84 lb or more per ream of 480 sheets is classified as board. (b) Quantities shown represent tons air dried. (c) Excludes those produced by converting purchased rolls, and all reinforced types. (d) Source : Department of Customs and Excise from July 1968. (e) See para 7, page 1, Explanatory Notes. (f) Not available for publication.

Period	Yarn of, or predominantly of, cotton					Towell- ing (a) (b)	Towels (a)	Baby napkins (a)	Woven cloth (over 12" wide) of, or predominantly of, cotton			
	Weaving (incl. conden- ser and carpet)	Knitting	All other	Total					Duck, canvas, etc.	Drills, jeans, etc.	Cotton tweeds and denims	
				Pure	Mixtures							
Code No.	364.11- 21	364.39, 41,43-46	364.27, 29,31, 33,48,50			373.02- 07	373.58, 60,62,64	373.68	373.10, 12	373.14, 16	373.18, 24	
	- '000 lb -					'000 sq yd	- '000 dozen -		- '000 sq yd -			
Year 1967-68	43,058	15,637	2,154	58,873	1,976	12,266	892	277	12,651	19,371	3,025	
1968-69	43,089	16,326	1,698	58,892	2,222	11,837	818	290	12,519	17,954	3,000	
1969-70	46,252	16,689	1,482	62,180	2,242	12,972	898	304	12,484	15,100	4,099	
Month - 1970	February	3,965	1,261	146	5,146	225	979	63.0	29.7	1,012	1,322	415
	March	3,741	1,402	121	5,112	152	1,080	77.8	30.2	896	1,154	296
	April	3,810	1,469	128	5,231	177	1,139	80.0	33.0	852	1,261	308
	May	4,383	1,666	157	6,004	202	1,219	79.5	32.6	1,046	1,613	358
	June	4,093	1,373	163	5,438	192	1,147	78.8	29.8	1,085	1,417	309
	July	4,448	1,509	152	5,894	215	1,245	86.4	35.0	1,077	1,418	399
	August	3,931	1,381	194	5,380	126	1,075	72.6	35.9	1,068	1,362	(c)
	September	4,054	1,498	218	5,662	109	1,224	83.0	38.7	1,099	1,223	(c)
	October	4,372	1,568	178	5,930	187	1,149	76.7	34.9	1,215	1,284	(c)
	November	3,766	1,391	150	5,156	151	1,085	71.6	36.6	877	1,289	(c)
	December	2,936	1,175	125	4,088	147	905	57.9	39.2	733	1,082	(c)
1971	January	1,811	604	62	2,388	90	435	33.8	15.4	389	622	(c)
	February	3,310	1,328	159	4,638	158	989	67.2	37.6	894	1,222	(c)
	March	3,929	1,471	185	5,398	187	1,220			910	1,306	(c)
9 months ended	March 1971	32,558	11,926	1,423	44,535	1,372	9,328			8,262	10,807	(c)
9 months ended	March 1970	33,965	12,180	1,034	45,508	1,671	9,466	660	209	9,501	10,808	3,125

(a) Wholly or predominantly cotton. (b) For all purposes. (c) Included with "Other" on page 27.

Period	Woven cloth (over 12" wide) of, or predominantly of, cotton - continued						Sheep skins used in fellmon- geries	Slipe wool & dried pie wool (b)	Scoured and carbon- ised wool	Tops		
	Code No.	Other (a) (f)	Total		Total cotton cloth (excl. towelling)					Pure wool (c)	Mixtures	
			Pure	Mixture	Original	Season- ally adjusted (e)					Contain- ing wool (d)	Not contain- ing wool
	373.26- 52											
Year 1967-68	23,996	52,172	6,871	59,043	..	3,829	8,318	158	42.4	3,772	7,718	
1968-69	23,235	48,804	7,905	56,708	..	4,189	9,023	156	43.2	3,577	7,717	
1969-70	24,468	49,290	6,861	56,151	..	3,394	8,510	161	41.7	4,696	7,206	
Month - 1970												
February	2,140	4,330	558	4,888	5,023	253	679	13.9	3.59	555	621	
March	2,005	3,772	580	4,352	4,414	221	570	13.4	3.22	462	629	
April	2,429	4,244	606	4,850	4,890	253	589	14.1	3.69	493	770	
May	2,530	5,035	513	5,547	4,788	307	718	15.3	3.72	424	775	
June	2,433	4,680	564	5,244	4,846	342	881	15.1	3.84	493	515	
July	2,500	5,001	392	5,393	5,173	292	690	14.2	3.84	533	715	
August	2,696	4,612	513	5,125	4,563	254	600	11.2	3.56	392	617	
September	2,764	4,608	478	5,086	4,552	312	797	11.6	4.09	609	621	
October	2,975	4,966	508	5,474	4,776	195	491	11.9	3.92	527	645	
November	2,734	4,441	459	4,901	4,748	217	518	12.6	3.95	479	678	
December	2,075	3,467	423	3,891	4,792	266	608	11.2	2.79	423	519	
1971												
January	1,090	1,945	156	2,101	4,421	199	488	8.9	2.13	183	274	
February	2,238	3,975	378	4,353	4,514	249	564	11.5	3.33	496	613	
March	2,474	4,276	414	4,690	4,394	261	750	12.6	3.91	618	565	
9 months ended												
March 1971	21,945	37,292	3,722	41,014	..	2,245	5,506	106	31.5	4,261	5,249	
9 months ended												
March 1970	17,077	35,332	5,179	40,510	..	2,492	6,322	116	30.5	3,286	5,146	

(a) Includes sheeting, calico, shirting, dress fabrics, upholstery and furnishing fabrics and other close weave piece goods but excludes open weave fabrics, e.g. tyre cord fabric. (b) Intended for sale or produced as such on commission.

(c) At first combing (incl. tops to be dyed and/or mixed). (d) Includes that mixed in the gilling stage of drawing.

(e) See para. 7, page 1, Explanatory Notes. (f) From August 1970 includes "Cotton tweeds and denims".

Period	Wool yarn				Wool woven cloth (over 12" wide)						
	Woollen		Wool-worsted		Wool-worsted		Woollen - Other than blanketing and rug material		Total - Excluding blanketing and rug material		
	Pure	Mixture (a)	Pure	Mixture (a)	Pure	Mixture (a)	Pure	Mixture (a)	Original	Seasonally adjusted (b)	
Code No.	363.47,51, 55.59.73	363.49,53, 57.61.75	363.17,21, 25.29	363.19,23, 27.31	372.02, 06.18	372.04, 08.20	372.22,26, 30.34.48	372.24,28, 32.36.50	372.02-36,48,50		
	- '000 lb -				- '000 sq yd -						
Year 1967-68	21,894	12,702	15,344	3,552	6,531	2,023	10,763	4,089	23,406	..	
1968-69	21,514	14,041	15,296	3,164	7,131	1,798	10,589	4,089	23,607	..	
1969-70	23,378	15,751	15,526	3,274	5,740	1,727	10,236	4,333	22,036	..	
Month - 1970	February	1,985	1,308	1,496	273	565	113	967	395	2,041	1,854
	March	2,094	1,349	1,445	323	525	123	1,004	427	2,079	1,935
	April	2,110	1,469	1,381	395	452	148	1,071	426	2,096	1,956
	May	1,995	1,367	1,113	327	378	198	702	319	1,597	1,674
	June	2,090	1,433	1,250	315	359	225	557	296	1,437	1,581
	July	2,365	1,623	1,320	309	411	240	657	340	1,647	1,723
	August	2,046	1,254	1,265	296	405	201	642	315	1,564	1,744
	September	2,349	1,563	1,529	355	489	225	803	375	1,891	1,746
	October	2,250	1,576	1,502	332	490	139	828	426	1,883	1,663
	November	2,308	1,479	1,561	279	547	134	934	425	2,041	1,778
	December	1,889	1,203	1,375	231	420	114	822	412	1,768	1,780
1971	January	1,136	595	812	119	225	63	500	197	985	1,540
	February	2,144	1,352	1,390	211	499	123	732	422	1,776	1,648
	March	2,553	1,520	1,641	306	521	153	723	426	1,823	1,470
9 months ended	March 1971	19,041	12,145	12,392	2,436	4,006	1,393	6,640	3,337	15,376	..
9 months ended	March 1970	17,183	11,482	11,781	2,238	4,551	1,157	7,906	3,292	16,906	..

(a) Predominantly of fibre named. (b) See para. 7, page 1, Explanatory Notes.

Period	Code No.	Woollen cloth		Woollen blankets		Rugs (a)	Spun yarns			Cellulosic fibre (rayon and acetate) cloth		
		Blanketing and rug material		Pure	Mixture (b)		Cellu- losic fibre (incl. mix- ture)	Synthetic fibre		Pure	Mixture (b)	
		Pure	Mixture (b)					Pure	Mixture (b)			
		372-15, 39,43	372-17, 41,45	372-52, 56,60,64	(c)	372-70,72 374-59	365-38-66	365-90, 366-16, 42,88	(d)	374-02, 06,14	374-04, 08,16	
		- '000 sq yd -		- '000 -			- '000 lb -			- '000 sq yd -		
Year		1967-68	7,872	1,322	1,497	157	170	9,213	8,078	1,465	30,677	6,549
		1968-69	7,454	1,434	1,417	164	184	10,966	8,397	2,020	28,089	8,090
		1969-70	8,080	2,001	1,506	193	205	12,463	9,277	2,292	27,669	7,220
Month -	1970	February	632	200	117	19.6	15.4	1,140	750	185	2,405	572
		March	673	186	125	20.7	15.1	1,100	738	276	2,103	470
		April	757	242	137	25.5	17.9	1,312	888	262	2,472	578
		May	767	214	150	21.6	23.7	1,017	1,022	217	2,734	610
		June	873	256	167	25.0	23.2	1,019	975	259	2,676	580
		July	832	202	161	20.8	18.3	1,083	945	271	2,436	469
		August	724	167	139	14.4	10.4	1,042	1,009	153	2,483	632
		September	819	170	159	15.4	12.9	971	940	378	2,617	576
		October	831	143	160	20.6	14.0	1,158	1,045	339	2,853	544
		November	833	151	162	20.4	10.4	1,120	1,141	295	2,516	565
		December	611	122	117	13.1	8.7	667	997	242	r1,906	r394
	1971	January	344	74	65	7.8	6.5	533	673	199	1,163	202
		February	672	163	126	12.7	11.4	1,167	1,056	323	1,970	566
		March	866	187	165	14.6	17.5	1,102	956	310	2,027	533
		9 months ended March 1971	6,530	1,381	1,255	140	110	8,841	8,762	2,511	19,972	4,482
		9 months ended March 1970	5,683	1,288	1,052	120	140	9,115	6,392	1,554	19,787	5,452

(a) Includes quantities produced from non-wool fibre. (b) Predominantly of fibre named. (c) Code Nos 372-54,58,62,66 and 374-51,53,55,57. (d) Code Nos 366-03,04,29,30,55,56,96,97.

Men's, youths' and boys' clothing - continued

Period	Code No.	Long trousers					Track suits (complete) (a)	Shorts (b)		Swim wear (c)	Full and $\frac{3}{4}$ length coats (d)	
		Men's and youths'				Boys'		Men's and youths'	Boys'		Overcoats and rain-coats	Plastic raincoats
		Suit	Sports	Work, jeans and jodhpurs	For uniforms							
				770.51, 52	770.54, 55	770.57, 58,59, 62,63	770.61, 66,67	770.53, 56,60,64 77,79	789.21	770.83, 84	770.85	779.02, 03,06,07, 16,17
		- '000 -								'000 doz	- '000 -	
Year	1967-68	1,008	4,120	3,444	836	1,926	151	5,017	4,402	154	573	655
	1968-69	1,081	4,459	3,538	782	2,227	183	5,282	4,716	202	496	413
	1969-70	1,171	4,863	3,817	558	2,618	211	4,892	4,692	155	497	510
Month -	1970											
	February	93	449	328	40.0	297	13.2	300	255	6.7	47.3	57.5
	March	97	479	341	36.4	357	15.8	286	251	6.1	58.0	65.5
	April	105	538	360	36.1	396	24.1	271	234	9.0	63.2	52.4
	May	106	486	395	46.4	301	24.4	329	295	10.3	55.1	56.2
	June	99	438	365	42.5	212	24.6	349	365	14.5	45.4	42.9
	July	104	419	410	46.3	162	23.0	607	483	15.5	32.5	41.7
	August	102	388	331	39.9	115	17.5	562	469	25.4	27.4	21.2
	September	111	437	349	43.6	163	15.4	613	538	18.2	33.8	20.0
	October	109	442	406	43.1	169	17.3	591	534	21.1	22.9	22.9
	November	113	440	453	35.8	180	13.9	548	513	34.1	21.6	22.3
	December	90	386	353	35.5	166	11.1	393	431	23.0	25.6	40.2
	1971											
	January	42	204	240	17.4	119	7.8	182	195	9.0	20.3	30.1
	February	90	416	366	25.4	281	10.5	293	260	8.0	58.9	66.0
	March	106	535	483	30.4	358	14.3	327	175	8.6	57.1	77.2
9 months ended	March 1971	868	3,666	3,391	317	1,714	131	4,116	3,597	163	300	342
9 months ended	March 1970	861	3,400	2,697	433	1,709	138	3,944	3,798	121	333	358

(a) For both males and females. (b) Other than swim shorts. (c) Includes swim shorts. (d) Excludes leather coats.

(e) Code Nos 771.04,05; 770.31,32,33,36,37,38,39,40,41,42,43,44,45,46,47.

Period		Men's, youths' and boys' clothing - continued					Women's, maids' and girls' clothing				
		Cardigans, pullovers, etc. (a)	Shirts		Underwear	Pyjamas suits	Foundation garments (b)				Cardigans, pullovers etc. (a)
			Men's and youths'	Boys'			Corsets		Corselets (incl. torso-lets)	Brassieres	
							Roll-on girdles	Other			
Code No.	773.50,52	(c)	(d)	774.02-14	774.20, 22,27,29	777.11	777.15, 21, 29	777.01	777.41, 49	773.72,73	
- '000 doz -											
Year	1967-68	403	1,735	489	2,386	421	94.5	317	7.10	815	845
	1968-69	408	1,773	554	2,387	440	74.3	288	5.29	765	795
	1969-70	417	1,864	629	2,502	469	57.4	279	7.85	841	812
Month -	1970 February	40.1	134	53.1	(e)	41.8	4.82	25.5	0.67	75.9	70.6
	March	41.1	140	48.2	211	41.5	2.72	27.1	0.81	77.6	71.7
	April	47.6	159	51.5	223	44.4	5.70	26.7	0.60	71.0	76.7
	May	46.1	168	47.8	219	48.6	4.36	23.4	0.66	71.9	70.2
	June	37.0	165	50.0	207	38.3	4.24	21.0	0.47	70.9	72.0
	July	38.7	176	56.9	247	46.6	5.04	17.8	0.48	66.4	69.7
	August	33.5	166	56.5	221	41.9	4.86	19.2	0.35	63.8	72.4
	September	35.5	181	72.1	265	41.2	4.97	21.3	0.30	71.9	76.2
	October	41.6	177	61.0	249	39.8	4.48	20.1	0.44	68.4	84.5
	November	41.8	165	50.2	251	41.7	4.69	21.8	0.40	75.0	76.7
	December	39.5	132	48.9	217	29.4	4.86	18.0	0.34	64.6	64.7
	1971 January	23.9	62	23.0	102	16.8	1.47	7.8	0.13	28.1	43.7
	February	48.4	128	37.0	214	39.9	3.21	19.2	0.39	72.0	80.9
	March	59.4	156	39.8	261	45.2	4.23	19.7	0.67	84.0	101.3
9 months ended	March 1971	362	1,343	445	2,027	342	37.8	165	3.51	594	670
9 months ended	March 1970	286	1,372	479	1,853	338	43.1	207	6.13	627	593

(a) Includes knitted coats, jumpers, sweaters, skivvies and like garments. Excludes "T" and similar shirts. (b) Excludes suspender and dance belts, suspensory and sanitary belts and waist whittlers. (c) Code Nos 773.02, 04, 05, 10, 13, 18, 21, 25, 31. (d) Code Nos 773.03, 08, 09, 12, 14, 19. (e) Not available for publication.

Period	Womens', maids' and girls' clothing - continued						Infants' and babywear			
	Bathing suits	Slips (incl. half slips)	Vests and spencers	Bloomers, panties, scanties, etc.	Night-dresses	Pyjamas	Underwear (a)	Shirts (b)	Night wear (a)	Cardigans, pullovers, etc. (c)
Code No.	779.32, 33,36,37	774.72,68, 73,69	774.70,61, 71,63	774.48, 44,49,46	774.50, 52,57,59	774.54, 55,64,66	774.91- 97	773.85, 87	774.81- 89	773.81
	- '000 dozen -									
Year 1967-68	140	774	612	2,566	416	332	302	76.3	66.8	130
1968-69	137	756	588	2,959	414	310	273	78.9	84.9	128
1969-70	146	709	587	2,663	451	293	304	67.2	112.4	147
Month - 1970										
February	5.6	53.2	59.9	219	37.6	31.3	25.1	4.45	11.01	16.7
March	6.1	54.8	52.2	246	38.9	34.1	26.7	5.30	14.74	14.1
April	7.4	59.7	59.8	264	42.1	31.6	35.7	2.94	12.45	15.6
May	8.6	48.9	57.5	261	34.9	26.0	37.9	4.05	9.09	13.0
June	11.9	60.0	48.2	255	34.9	23.0	24.9	4.90	6.67	12.1
July	18.4	62.7	55.4	280	49.2	20.6	31.5	8.37	12.49	12.2
August	19.0	57.3	44.5	254	45.4	24.6	33.2	8.75	8.01	8.3
September	16.9	57.0	55.0	294	51.0	26.9	35.3	10.74	8.57	13.0
October	18.4	61.6	55.4	296	56.0	23.8	31.4	6.71	6.80	14.7
November	18.3	60.3	54.6	297	54.4	23.2	32.4	6.00	9.50	11.0
December	10.4	46.9	48.7	259	28.7	19.3	31.7	3.91	10.09	8.1
1971										
January	3.1	20.4	22.6	117	21.1	14.6	15.4	1.47	3.87	7.9
February	4.5	41.4	49.6	235	37.0	30.0	27.7	2.46	12.68	12.0
March	5.7	52.4	66.5	279	47.4	29.6	26.4	2.76	9.33	13.0
9 months ended March 1971	115	460	452	2,310	390	213	265	51.2	79.3	100
9 months ended March 1970	118	540	422	1,884	339	212	215	55.3	84.2	106

(a) Up to and incl. size 2. (b) Includes shirts for ranger suits. (c) Includes knitted coats, jumpers, sweater, skivvies and like garments. Excludes "T" and similar shirts.

Period	Work gloves	Slide fasteners- Metal and plastic	Hosiery							Total hosiery
			Women's		Men's		Children's (over size 3 up to and incl. size 10)	Infants' (sizes 0-3)		
			Full length(a)	Other	Golf hose	Other				
Code No.	781.06-31	974.11, 12	775.01-19	775.21-39	775.51-62	775.71-82	775.91-98; 776.01-22	776.31-42		
	'000 doz pr	'000 ft	- '000 doz pair -							
Year 1967-68	1,910	58,107	5,383	217	197	1,713	914	89.3	8,514	
1968-69	2,546	62,564	5,622	199	217	1,681	982	114.8	8,815	
1969-70	2,314	63,520	5,859	237	243	1,681	1,012	130.6	9,163	
Month - 1970										
February	169	4,929	538	28.2	17.2	139	79.7	11.5	814	
March	178	5,475	478	20.5	10.8	137	70.2	12.8	729	
April	206	5,401	506	21.3	16.4	161	94.9	12.3	812	
May	266	5,875	530	26.8	20.0	159	101.2	10.8	848	
June	222	5,551	505	33.7	19.6	149	106.4	11.9	825	
July	r223	5,419	570	56.3	28.4	152	107.1	15.2	929	
August	r173	5,145	520	36.8	26.7	126	84.4	10.0	804	
September	r183	6,091	598	40.1	30.0	148	r92.2	11.7	r919	
October	r221	5,440	r645	38.0	26.6	161	91.3	11.5	974	
November	183	5,386	r568	44.3	r23.1	154	r81.8	10.8	r882	
December	r127	4,399	r498	20.6	r16.4	r124	r76.5	r9.9	r745	
1971										
January	127	2,347	314	11.8	6.5	67	35.6	6.0	440	
February	224	5,181	613	23.1	8.1	142	66.5	11.8	864	
March	206	5,835	643	23.8	11.1	152	74.2	12.3	917	
9 months ended March 1971	1,667	45,244	4,970	295	177	1,225	710	99.3	7,475	
9 months ended March 1970	1,619	46,695	4,318	155	187	1,213	710	95.5	6,678	

(a) From July 1968 includes panty hose.

Period	Sports goods						Meat (carcass weight) (a)			Bacon and ham (b)		
	Code No.	Balls				Golf clubs	Racquet frames	Beef & veal	Mutton & lamb	Pigmeat	Bone-in	Bone-out
		Baseball and softball	Basketball and soccer	Cricket-Leather	Football-Australian rules and rugby							
		832.01	832.11, 13	832.21	832.41, 43	832.58, 59	832.65, 85	021.02, 04	021.12, 14	021.22, 23, 25, 26	023.18, 20	023.19, 21
		- number -	dozen	number	- dozen -	- '000 ton -	- '000 lb -					
Year		1967-68	22,424	20,858	25,417	191,342	38,082	15,798	890	654	147	109,975
		1968-69	26,793	16,255	27,142	180,072	38,996	16,802	920	669	160	113,384
		1969-70	36,006	15,388	25,258	230,099	41,914	16,663	994	743	172	120,732
Month -	1970	February	3,599	461	1,656	31,409	3,827	1,266	74.8	61.8	13.0	8,362
		March	4,113	895	1,710	29,183	3,635	1,097	75.8	59.4	13.4	9,034
		April	3,140	1,694	1,643	28,234	4,208	1,233	93.3	66.8	15.0	9,968
		May	2,635	1,486	1,708	24,911	4,002	1,302	95.2	59.4	14.2	9,110
		June	2,104	1,001	2,037	19,174	3,872	1,283	97.5	56.6	14.6	9,742
		July	1,863	2,040	2,218	16,626	3,770	1,660	103.5	56.3	15.9	r4,690
		August	1,749	1,154	2,079	8,246	3,544	1,507	84.2	58.3	14.5	r4,944
		September	1,951	651	2,634	10,894	4,028	1,491	80.4	65.8	15.2	r3,597
		October	900	2,669	2,164	12,162	3,627	1,625	72.2	68.9	15.6	r5,236
		November	1,683	3,650	2,189	13,241	4,250	1,472	66.3	64.7	14.7	r3,605
		December	1,819	1,510	1,613	17,353	3,457	1,217	72.0	67.1	15.9	r4,552
	1971	January	1,656	115	894	10,543	2,144	660	72.6	64.4	13.1	r9,047
		February	1,992	112	1,538	r23,131	3,528	1,316	71.8	61.6	13.1	r3,329
		March	3,374	2,334	1,235	26,197	4,853	1,502	93.2	73.2	15.9	r4,302
9 months ended	March 1971		16,987	14,235	16,564	138,393	33,201	12,450	716	580	134	48,382
9 months ended	March 1970		28,127	11,207	19,870	157,780	29,832	12,845	708	560	128	32,863

(a) Includes farm production. (b) Prior to July 1970 represents total cured bacon and ham, including canned, on a bone-in weight basis. From July 1970 excludes canned bacon and ham which is published separately in Production Summary No. 56. (Reference No. 12.16.56).

Period	Code No.	Canned meat					Canned fish (c)	Jam	Pre-served fruit	Vegetables	
		Beef and veal	Mutton and lamb	Pork (a)	Meat and vegetables (a)	Other (b)				Canned or bottled (d)	Quick frozen
		027.02-09	027.12-19	023.17; 027.22, 29	027.75	027.72, 73, 74, 76				045.11-15, 29, 51	076.60
		- '000 lb -							- mil. lb -		'000 lb
Year											
1967-68		35,528	6,823	11,039	34,550	19,016	17,398	83.9	660	182	100,862
1968-69		29,678	7,771	11,596	31,504	18,211	14,880	92.0	513	190	141,842
1969-70		27,648	7,145	10,558	40,260	16,641	15,619	79.6	679	206	162,695
Month - 1970											
February		2,562	295	275	1,273	1,388	1,636	8.44	211.9	15.8	18,984
March		2,146	754	321	1,393	1,449	2,654	6.64	211.1	17.7	10,387
April		2,822	781	841	2,719	955	2,081	6.05	92.4	14.4	7,071
May		2,795	852	981	5,182	1,013	1,349	6.85	24.5	13.3	5,744
June		2,483	721	1,188	4,661	1,777	1,488	5.07	21.6	14.2	7,569
July		2,424	1,025	1,201	5,946	892	1,029	7.50	14.9	16.6	5,064
August		2,675	615	1,113	4,881	863	649	7.21	8.7	13.9	3,896
September		2,366	695	1,447	3,433	1,158	428	7.42	7.0	14.0	3,413
October		3,355	989	1,077	2,783	3,188	971	5.98	4.7	21.6	3,905
November		2,948	868	1,165	2,765	2,897	979	5.23	2.7	22.0	10,532
December		2,397	1,107	774	2,641	2,538	830	6.89	11.7	17.1	22,029
1971											
January		1,520	1,284	547	977	2,351	756	13.01	66.1	14.3	20,862
February		2,995	993	705	884	1,168	694	8.04	204.6	13.7	15,386
March		3,698	1,511	838	1,196	888	1,988	6.99	253.6	18.9	12,900
9 months ended											
March 1971		24,377	9,086	8,869	25,506	15,943	8,324	68.3	574	152	97,985
9 months ended											
March 1970		19,548	4,791	7,548	27,699	12,897	10,701	61.7	540	164	142,312

(a) Excludes pork and beans. (b) Excludes canned (meat based) baby foods (infants' and junior types). Includes camp pie, sausages, other mixed meats, and meat and cereal. (c) Includes fishloaf, fish cakes etc., but excludes fish paste, smoked fish, canned oysters and shellfish. (d) Includes pickled vegetables.

Period	Potato crisps	Tomato sauce	Soup		Canned spag- hetti	Un- refined vegetable oils	Single oils and fats, not emul- sified	Blended and/or emulsified edible oils and fats (a)		
			Tomato	Other				Margarine		Other
								Table	Other	
Code No.	099.01	123.18	122.02	122.09	065.11	(b)	(c)	121.01	121.07	121.41, 43.49
	'000 lb		- '000 pt -					- '000 lb -		
Year 1967-68	25,378	32,153	23,372	43,829	34,926	95,033	39,889	35,576	89,285	63,037
1968-69	25,577	29,769	31,724	39,526	39,139	94,962	58,189	35,831	100,670	72,783
1969-70	29,463	28,084	25,395	48,813	37,434	106,961	53,390	36,709	106,357	89,725
Month - 1970										
February	2,274	6,966	3,426	3,576	1,466	7,078	4,349	3,261	7,558	7,354
March	2,161	7,237	16,206	1,860	1,350	7,262	3,634	2,518	8,491	7,699
April	2,703	3,479	3,057	7,796	3,306	9,458	4,296	3,675	9,971	8,376
May	2,359	1,177	39	8,652	2,572	9,572	3,735	3,781	8,983	7,977
June	2,469	951	29	6,123	3,264	9,813	4,281	2,788	8,485	7,022
July	2,503	1,080	(d)	6,180	4,187	9,277	5,636	2,957	12,347	9,639
August	2,575	1,093	(d)	3,197	4,494	9,706	3,815	2,200	8,327	8,209
September	2,902	971	(d)	3,182	3,984	10,166	5,810	3,570	10,072	9,529
October	2,556	990	(d)	5,154	3,699	10,169	5,696	3,905	9,890	9,281
November	2,496	953	(d)	2,798	4,533	9,602	4,870	3,188	8,881	8,343
December	2,609	1,209	(d)	1,456	3,248	9,915	5,788	2,541	8,829	8,336
1971										
January	2,284	942	(d)	222	1,710	8,004	4,300	1,563	5,298	7,711
February	2,188	5,051	2,484	2,260	3,452	9,087	3,892	3,003	6,769	8,010
March	2,395	8,765	11,628	2,719	2,264	14,574	5,220	2,777	9,100	8,852
9 months ended										
March 1971	22,507	21,055	15,536	27,167	31,571	90,500	45,027	25,705	79,513	77,909
9 months ended										
March 1970	21,932	22,477	22,271	26,242	28,292	78,118	41,077	26,466	78,918	66,351

(a) Excludes lard and processed fats (either in solid or liquid form) for sale or transfer to edible fat factories for final processing into margarine. (b) Code Nos 393.14,26,38,50,72,90; 394.06,93. (c) Code Nos 393.33,43,45,86,98; 394.99; 121.32,39. (d) Not available for publication.

Period	Whole milk (a)	Processed milk products			Casein (incl. casein co-precipitates)	Butter (b)	Cheese (c)	Ice cream	Other frozen dairy foods and water ices	Refined sugar (d)
		Con- densed, concentrated & evap- orated milk	In powdered form							
			Powdered milk	Infants, invalid and health beverages						
Code No.	051.11	051.21-28	051.72-82	051.87, 89,90	403.05-08, 10, 14	051.31	051.36-46	051.61	051.63-67; 139-72	102.11
	mil. gal			- mil. lb -			- '000 gal -		'000 ton	
Year 1967-68	1,497	154	277	48.2	44.8	432	37,423	11,043	614	
1968-69	1,531	157	246	54.6	65.0	439	38,737	11,363	640	
1969-70	1,662	156	302	56.6	71.1	494	41,774	11,064	656	
Month - 1970										
February	133	14.0	20.9	4.46	5.52	39.4	11.8	4,306	1,313	55.3
March	117	11.6	16.9	4.58	3.87	32.4	10.5	3,707	1,087	57.3
April	96	9.6	12.7	5.13	2.81	24.4	8.7	3,310	846	54.0
May	80	6.6	10.1	4.57	1.85	17.5	8.0	2,541	522	49.9
June	78	4.1	10.7	4.16	1.20	16.2	8.1	2,108	410	47.3
July	99	6.8	16.9	4.95	2.25	24.1	10.9	2,468	560	50.4
August	138	13.1	26.2	5.07	5.23	38.6	15.1	2,596	630	55.8
September	163	22.2	31.4	5.12	7.79	48.0	18.4	3,245	832	59.1
October	192	23.7	40.5	5.26	9.44	58.4	22.1	3,952	1,117	63.6
November	196	25.2	43.4	5.39	9.59	61.0	21.7	3,825	1,072	60.9
December	188	24.8	40.3	4.01	8.77	58.2	20.6	4,832	1,278	54.2
1971										
January	163	22.8	34.1	3.62	6.35	48.9	17.9	4,864	1,250	57.9
February	129	20.0	22.1	3.56	4.93	37.0	12.3	4,063	1,112	55.5
March	112	15.8	15.1	4.78	4.14	30.4	10.9	4,265	1,109	66.5
9 months ended										
March 1971	1,379	174	270	41.7	58.5	405	150	34,109	8,958	524
9 months ended										
March 1970	1,408	135	268	42.7	65.1	436	143	33,816	9,286	505

(a) For all purposes - estimated. (b) Includes butter equivalent of butter oil production. Source from July 1968 : Commonwealth Dairy Produce Equalisation Committee Ltd and State Depts of Agriculture. (c) Source from July 1968 : Commonwealth Dairy Produce Equalisation Committee Ltd and producers not within Equalisation scheme. (d) Source from July 1968 : Dept of Primary Industry.

Period	Code No.	Cocoa powder and drinking chocolate	Confectionery		Biscuits (excl. dog biscuits)	Aerated and carbonated waters (a)- Bottled and canned	Cordials and syrups	Concentrated cordials extract (excl. essences)	Beer (b) (excl.waste)		Malt
		Chocolate (c)	Other	Original					Seas. adj. (d)		
		111.26	104.06-18	104.21-29	064.21	171.03,07,08	171.06,10	171.14	172.02-06	063.11, 21,31	
		'000 lb	- mil. lb -			- '000 gal -			mil. gal	'000 bus	
Year	1967-68	9,370	99	113	233	126,934	9,776	329	310	..	13,776
	1968-69	10,513	109	114	239	133,834	10,280	293	326	..	14,096
	1969-70	11,460	104	122	243	142,572	10,849	299	342	..	14,428
Month - 1970	February	649	7.71	10.07	19.5	14,982	1,196	29.3	27.3	27.8	1,165
	March	978	8.57	10.10	19.7	13,505	1,031	19.3	30.2	28.7	1,329
	April	1,186	11.04	10.11	21.6	11,315	684	14.0	28.6	29.7	1,370
	May	1,007	10.98	10.06	19.4	8,678	525	10.1	24.1	27.7	1,389
	June	1,136	10.13	10.51	21.5	7,605	442	4.2	25.9	31.6	1,262
	July	938	10.49	11.66	23.3	8,758	592	10.5	26.5	30.6	1,261
	August	968	9.45	10.69	20.2	9,406	656	19.1	26.6	29.7	1,423
	September	1,214	9.24	12.63	24.1	12,511	1,191	27.4	29.1	28.7	1,455
	October	922	9.39	12.87	23.5	14,008	1,379	44.4	31.4	28.9	1,205
	November	1,169	8.62	12.43	20.6	14,743	1,322	34.6	32.4	28.3	1,400
	December	651	7.38	10.46	19.0	20,321	1,708	36.5	38.7	29.9	1,220
1971	January	635	3.85	5.55	15.2	16,977	1,360	41.0	29.2	28.7	1,322
	February	1,028	8.56	9.71	17.9	14,970	1,275	21.6	27.2	29.2	1,435
	March	1,368	10.46	10.96	23.4	16,441	1,352	35.1	33.7	30.0	1,590
9 months ended	March 1971	8,894	79.4	96.9	187	128,135	10,856	270	275	..	12,310
9 months ended	March 1970	8,131	71.7	91.8	181	114,973	9,198	271	263	..	10,407

(a) Includes soda water and brewed beer (non-intoxicating). (b) Includes ale and stout. (c) All chocolate confectionery includes chocolate centred items and chocolate enrobed confectionery bars, but does not include chocolate sold for further manufacturing purposes. (d) See para 7, page 1, Explanatory Notes.

Period		Cereal products						Stock and poultry food			
		Prepared cereal breakfast food (a)	Granulated or rolled breakfast foods from oats	Gluten	Starch (incl. cornflour)	Glucose	Flour from wheat (b)	Semolina	Wheat-meal for stockfood	Bran (from wheat)	Pollard (from wheat)
	Code No.	066-01,06,11,16,21,31	062-61,63	127-31,34	127-11,14,17,19	127-21	062-01,10,32	062-04	152-14	152-02	152-06
		- '000 cwt -		- mil lb -			- '000 short ton -				
Year	1967-68	936	314	46.1	184	61.9	1,419	24.3	284	196	305
	1968-69	968	309	48.9	199	69.3	1,398	24.5	202	184	312
	1969-70	995	277	52.4	233	72.8	1,408	24.0	216	181	312
Month - 1970	February	84.6	17.2	4.14	19.7	6.37	112	1.76	19.2	15.7	25.1
	March	81.1	23.2	4.37	18.8	5.88	116	1.88	21.8	15.1	25.5
	April	94.8	34.2	4.90	21.7	6.75	133	2.37	21.7	16.4	29.5
	May	76.6	39.0	4.32	20.9	4.52	126	2.27	20.3	15.9	26.9
	June	67.2	40.7	4.67	21.3	5.56	117	2.28	19.4	14.5	26.4
	July	78.7	29.0	4.98	24.4	7.80	131	2.53	21.5	15.4	28.4
	August	83.1	15.7	3.96	19.7	6.69	114	1.96	22.5	13.9	23.8
	September	r97.2	18.1	4.44	22.3	7.89	123	2.02	24.7	14.9	26.2
	October	97.8	14.0	5.01	25.8	9.56	124	2.17	27.0	15.3	26.8
	November	98.9	13.7	4.63	23.8	8.94	126	2.12	24.3	15.4	26.5
	December	86.1	8.4	4.41	22.7	7.87	113	1.56	24.6	14.0	24.7
1971	January	84.8	10.7	r3.99	19.8	7.06	108	1.77	26.8	13.4	24.0
	February	85.7	17.6	4.56	25.6	8.45	109	1.98	25.8	13.0	24.3
	March	95.6	38.6	4.90	25.0	9.02	129	2.12	24.8	15.8	28.8
9 months ended	March 1970/	808	166	40.9	209	73.3	1,078	18.2	222	131	233
9 months ended	March 1970	736	163	38.5	169	55.9	1,032	17.0	155	135	230

(a) Includes bran prepared for human consumption. (b) Includes sharps, atta flour and wheatmeal for baking.

Period		Stock and poultry food - continued							
		Prepared			Meat meals (a)			Fish meal	Oilseed meals (c)
		Poultry pellets and crumble	Poultry mash	Other	Blood meal (a)	Other meat & bone meals			
						Crude protein content under 50%	Crude protein content 50% and over		
Code No.	159.11	159.15	159.21	156.06	156.41-43	156.44-46	156.21	(d)	
		- '000 short ton -		- '000 lb -		- mil lb -		- '000 lb -	
Year	1967-68	838	208	366	10,254	239	228	1,714	120,475
	1968-69	832	219	308	13,409	250	234	2,179	127,897
	1969-70	873	224	312	14,782	277	291	3,989	159,546
Month - 1970	February	66.5	16.8	23.0	1,105	20.7	22.9	375	11,401
	March	69.5	18.0	23.2	1,032	22.4	21.3	328	10,470
	April	77.7	20.0	26.9	1,219	24.8	27.7	628	15,440
	May	74.1	18.8	26.1	1,492	25.1	27.9	361	14,942
	June	76.8	19.9	26.7	1,362	25.8	25.3	552	15,753
	July	84.4	22.4	33.4	1,381	27.0	27.8	639	16,461
	August	74.7	18.6	32.9	1,071	23.3	27.3	418	16,206
	September	81.9	20.2	33.1	1,349	24.0	25.6	213	17,843
	October	91.9	20.5	32.6	1,343	20.6	25.4	97	17,643
	November	81.3	19.2	27.5	1,165	18.9	25.6	108	17,568
	December	89.0	20.3	31.3	1,219	20.3	26.6	169	16,936
	1971 January	83.6	19.4	27.6	1,152	19.7	26.3	161	9,819
	February	80.7	17.9	27.1	1,130	20.0	24.5	128	11,249
	March	80.2	20.7	28.7	1,411	26.0	30.9	289	17,561
9 months ended March 1971		748	179	274	11,220	200	240	2,224	141,287
9 months ended March 1970		645	166	233	10,708	201	210	2,447	113,411

(a) Excludes blood meal used to enrich "other meat and bone meals". (b) Includes whale meal and dried solubles.
(c) Includes cake and meal from coconuts, cottonseed, linseed, peanuts, rapeseed, safflower seed (kardi seed), soya beans and sunflower seed. (d) Code Nos 153.16,21,26,36,41,46,51,56.

COMMONWEALTH BUREAU OF CENSUS AND STATISTICS

CANBERRA. A.C.T. 2600

27 MAY 1971

J.P. O'NEILL

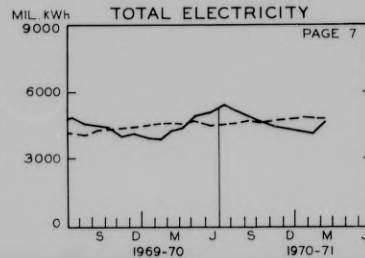
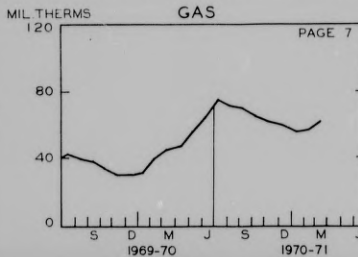
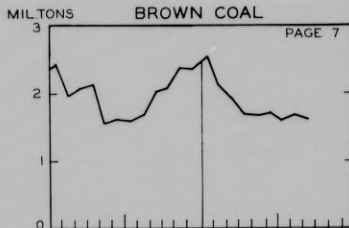
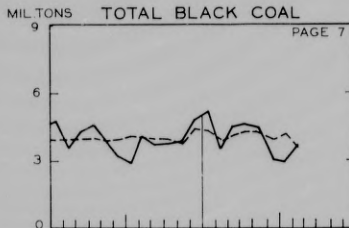
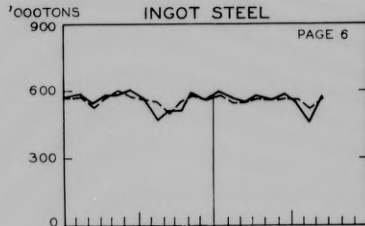
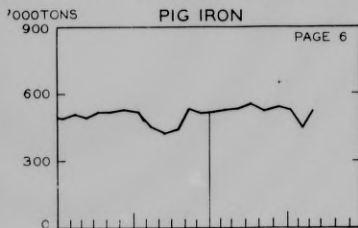
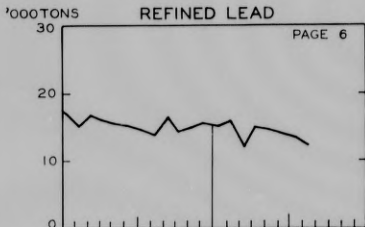
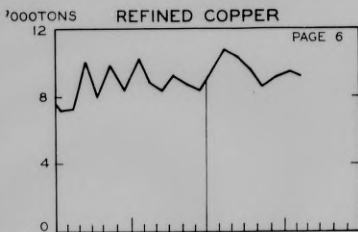
ACTING COMMONWEALTH STATISTICIAN

NOTE. Inquiries concerning these statistics may be made in Canberra by telephoning 490211 extension 322 or, in each State capital, by telephoning the office of the Bureau of Census and Statistics.

MONTHLY PRODUCTION: AUSTRALIA

JULY 1969 TO MARCH 1970

— ORIGINAL - - - SEASONALLY ADJUSTED

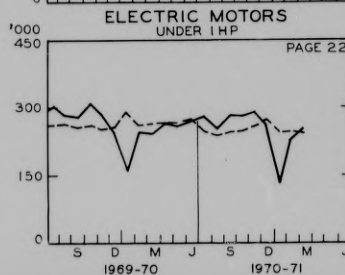
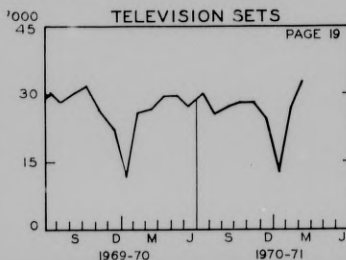
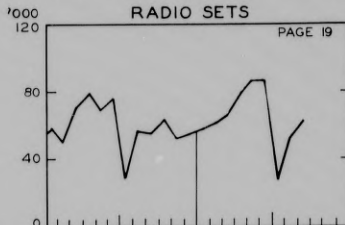
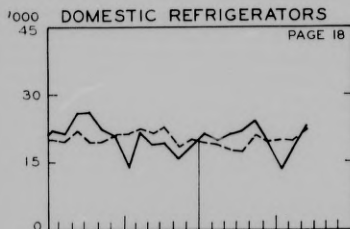
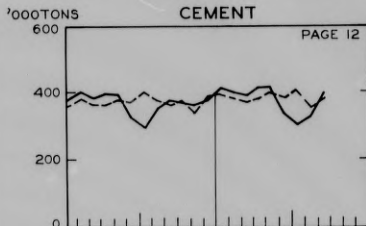
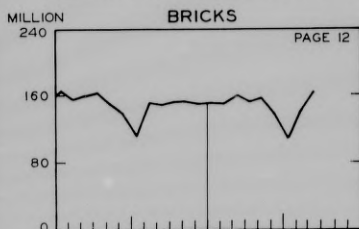
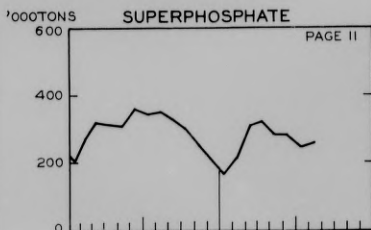
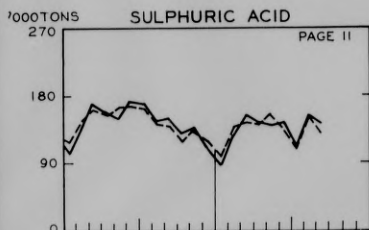


MONTHLY PRODUCTION: AUSTRALIA

JULY 1969 TO MARCH 1970

— ORIGINAL

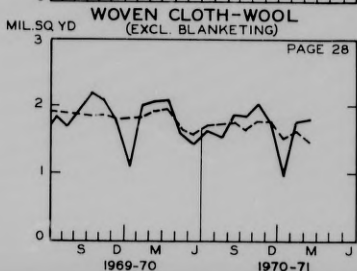
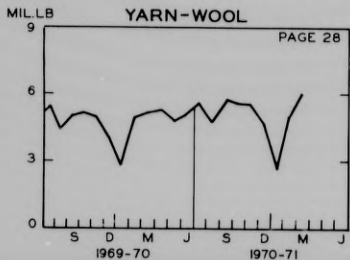
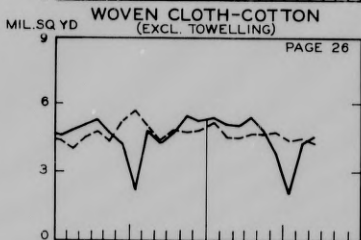
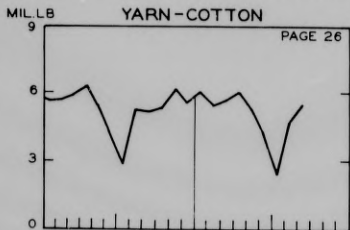
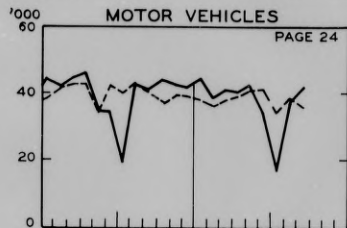
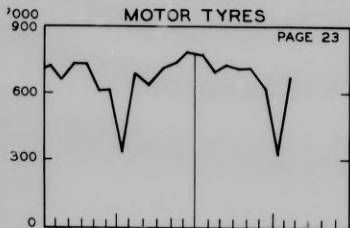
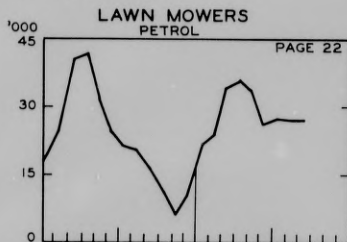
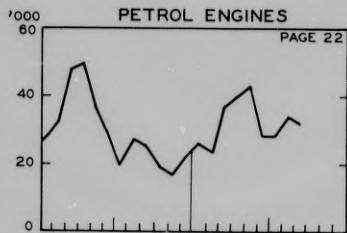
- - - SEASONALLY ADJUSTED



MONTHLY PRODUCTION: AUSTRALIA

JULY 1969 TO MARCH 1970

— ORIGINAL - - - SEASONALLY ADJUSTED



MONTHLY PRODUCTION: AUSTRALIA

JULY 1969 TO MARCH 1970

— ORIGINAL - - - SEASONALLY ADJUSTED

