



QUEENSLAND

LAW AND ORDER

1983-84

Catalogue No. 4502.3

AUSTRALIAN BUREAU OF STATISTICS
QUEENSLAND OFFICE

LAW AND ORDER, QUEENSLAND, 1983-84

PHONE INQUIRIES	For more information about these statistics please contact John Clifford on Brisbane (07) 222 6056. For other inquiries, including copies of publications, please contact Information Services on Brisbane (07) 222 6351.
MAIL INQUIRIES	Please write to Information Services, Australian Bureau of Statistics (ABS), G.P.O. Box 1160, Brisbane, Q. 4001.

CONTENTS

Table		Page
	Explanatory Notes	2,3
	Offence Classification and Orders Relating to Children - Queensland	4,5
	Summary of Findings	6-8
	Diagram 1 - Selected Measures of Criminal Activity, Queensland, Percentage Increase from 1982-83 to 1983-84	6
	Diagram 2 - Females: Percentage of Convictions or Proven Offences for Each Offence in Higher, Magistrates, and Children's Courts, Queensland, 1983-84	7
	Diagram 3 - Magistrates Courts: Appearances for Drink Driving Offences, Brisbane Statistical Division and Rest of State, 1978-79 to 1983-84	8
	Diagram 4 - Magistrates Courts: Charges Heard for Selected Driving Offences, Queensland, 1978-79 to 1983-84	8
	<u>1. SUMMARY</u>	
1	General Crime, Higher, Magistrates, and Children's Courts, and Prisons, Queensland, 1978-79 to 1983-84	9
	<u>2. POLICE</u>	
2	Strength and Classification, Queensland, at 30 June 1984	9
3	Duty and Rank, Queensland, 1979 to 1984	10
	<u>3. CRIME</u>	
4	General Crime: Offences Reported or Becoming Known to Police and Offences Cleared, Queensland, 1978-79 to 1983-84	11
5	General Crime: Offences Reported or Becoming Known to Police by Police Region and District, Queensland, 1983-84	12,13
	Higher Courts	
6	Total Appearances and Appearances Resulting in Conviction by Most Serious Offence Charged, Queensland, 1978-79 to 1983-84	14
7	Appearances: Most Serious Offence Charged by Outcome, Queensland, 1983-84	15
8	Appearances: Offence with Most Serious Outcome by Outcome, Queensland, 1983-84	16
9	Appearances: Most Serious Offence Charged by Age, Queensland, 1983-84	17
10	Charges Heard: Offence by Outcome, Queensland, 1983-84	18
	Lower Courts	
11	Appearances by Most Serious Offence Charged and Total Charges Heard by Offence, Queensland, 1983-84	19
	Magistrates Courts	
12	Total Appearances and Appearances Resulting in Summary Convictions by Most Serious Offence Charged, Queensland, 1981-82 to 1983-84	20
13	Charges Heard and Charges Resulting in Summary Convictions, Queensland, 1981-82 to 1983-84	21
14	Appearances: Most Serious Offence Charged by Outcome and Punishment, Queensland, 1983-84	22,23
15	Charges Heard: Offence by Outcome and Punishment, Queensland, 1983-84	24,25
16	Appearances Resulting in Imprisonment: Most Serious Offence by Duration of Sentence, Queensland, 1983-84	26
17	Charges Resulting in a Fine: Offence by Amount of Fine, Queensland, 1983-84	27
18	Appearances: Most Serious Offence Charged by Statistical Division of Appearance, Queensland, 1983-84	28,29
	Children's Courts	
19	Children's Courts, Queensland, 1978-79 to 1983-84	30
20	Appearances (Applications): Type of Application by Outcome, Queensland, 1983-84	31
21	Appearances (Offences): Most Serious Offence Charged by Outcome, Queensland, 1983-84	32,33
22	Appearances (Offences): Most Serious Offence Charged by Age, Queensland, 1983-84	34,35
23	Charges Heard: Offence by Outcome, Queensland, 1983-84	36,37
24	Children Dealt With by Residence by Age, Queensland, 1983-84	38
	<u>4. PRISONS</u>	
25	Prisoners in Confinement, Queensland, 1983-84	39
	Convicted Prisoners	
26	Number in Confinement, Queensland, 1978-79 to 1983-84	39
27	Number Under Sentence by Offence, Queensland, 1983-84	40
28	Number Admitted during Year: Duration of Sentence by Age, Queensland, 1983-84	41
29	Number Admitted during Year: Offence by Duration of Sentence, Queensland, 1983-84	42
30	Number on Hand: Offence by Duration of Sentence, Queensland, at 30 June 1984	43
31	Number Admitted during Year: Offence by Age, Queensland, 1983-84	44
32	Number on Hand: Offence by Age, Queensland, at 30 June 1984	45
33	Number Discharged: Offence by Method of Discharge, Queensland, 1983-84	46
	<u>5. PROBATION, PAROLE, AND COMMUNITY SERVICE ORDERS</u>	
34	Probation, Parole, and Community Service: Admissions to Orders by Offence, Queensland, 1983-84	47
35	Probation, Parole, and Community Service: Admissions, Completions, and Revocations, Queensland, 1983-84	48
36	Community Service: Admissions and Completions by Hours Involved, Queensland, 1983-84	48
	<u>6. CHILDREN UNDER ORDERS</u>	
37	Children Under Orders: Reason for Order and Type of Order by Type of Placement, Queensland, at 30 June 1983 and 1984	48

EXPLANATORY NOTES

Introduction

This publication contains statistics on police strength, crime offences reported or becoming known, and court actions), prisons, probation, parole, community service orders, and children under orders. Statistics contained in this publication have been compiled by the ABS from data supplied by the appropriate administering departments, namely Children's Services, Justice, Police, Prisons, and the Probation and Parole Service.

Offence Classification

A broad offence classification is used for the general crime statistical series. For lower and higher courts and prisons, a more detailed classification (see pages 4 and 5) is used.

Crime

Statistics in this section refer to general crime (Queensland police series), higher courts, and lower courts.

General crime. These statistics are compiled by the Information Bureau of the Queensland Police Department from criminal offence reports and briefs furnished by police. Crimes reported to the Commonwealth Police (mainly fraud, forgery, etc.) are excluded.

Higher courts. These statistics refer to cases finalised before Supreme, Circuit, and District Courts. Civil cases are excluded, as well as applications, petitions, and remands.

Lower courts. These statistics refer to cases finalised before Magistrates and Children's Courts. Civil cases are excluded, as well as petitions, remands (including remands to other States), and, in the case of Magistrates Courts, applications. Also excluded are cases involving traffic and metered parking breaches in respect of which penalties are paid without court appearances.

Appearances. Defendants in Supreme, Circuit, District, and Magistrates Courts appearing on more than one charge on the same day are counted once only and classified to the most serious charge or the offence with the most serious outcome.

Charges heard. Defendants appearing on more than one charge are counted once for each charge and classified accordingly.

Defendants in Children's Courts are similarly counted with additional information relating to distinct individuals available. A proven offence in Children's Courts is one where the commission of the offence has been established but where such proof may or may not result in conviction.

Prisons

Statistics in this section refer mainly to convicted and sentenced prisoners in continuous custody during the current year. (Table 25 provides summary details of remandees and other detainees.)

Escapes are not considered to be in prison custody while still at large. They are included as discharges following escape and admissions on recapture.

Transfers between prisons during one episode of custody are not counted as admissions or discharges.

A prison episode is not broken by the prisoner being discharged to a court or to the police if he is returned to prison custody on the same day.

Particulars recorded at the time of admission are updated in the light of any subsequent court appearance during the course of a prisoner's sentence. Data in respect of "offence" and "sentence" relate to the most serious offence and total sentence imposed.

Prisoners awaiting the outcome of an appeal usually elect to retain the status of "sentenced prisoner" as execution of sentence ceases upon reversion to the status of "detainee (not under sentence)".

Prisoners under week-end detention or on work release programs are regarded as being held in continuous custody.

Probation

These statistics are compiled by the Adult Probation and Parole Service from case histories furnished by probation officers. They refer to probation orders made by Queensland courts, under Queensland statute, which are supervised by the Queensland Adult Probation and Parole Service and include probationers unofficially supervised by interstate probation services. The figures exclude probationers on interstate probation orders or Commonwealth recognizance supervised by the Queensland Adult Probation and Parole Service and juvenile supervision orders administered by the Department of Children's Services.

Prison/Probation

These statistics are compiled by the Adult Probation and Parole Service from case histories furnished by probation officers. They refer to Prison/Probation orders made by Queensland courts, under Queensland statute, which are supervised by the Queensland Adult Probation and Parole Service upon the offenders completion of a term of imprisonment.

Parole

These statistics are compiled by the Adult Probation and Parole Service from case histories furnished by parole officers. They refer to parole orders granted by the Queensland Parole Board and include life parolees who have been exempted from reporting to the Adult Probation and Parole Service by the Parole Board following application after five years. The figures exclude parolees on interstate orders and Commonwealth licences.

Community Service Orders

These statistics are compiled by the Adult Probation and Parole Service from case histories furnished by supervising officers. They refer to community service orders made by Queensland courts, under Queensland statute, which are supervised by the Queensland Adult Probation and Parole Service. The Community Service Orders Scheme commenced in March 1981.

Children under Orders

Table 37 shows details of children subject to orders administered by the Director, Department of Children's Services. Orders for care and protection, care and control, supervision, and detention at the Queen's pleasure may be made by the courts, or, in the case of care and protection, by voluntary application to the Director. The reason for the order is as defined by the National Working Party on Welfare Statistics. "Care and protection reason" includes voluntary applications and orders made by the courts as a result of applications. "Offence reason" includes orders made by the courts as a result of the commission of an offence by the child.

Related Publications

The information in this publication should be read in conjunction with the "Queensland Year Book" (Catalogue No. 1301.3). Users may also wish to refer to the following publications which are available on request:

"Law and Order (Preliminary)" (4501.3)

"Government Finance" (5503.3)

EXPLANATORY NOTES (continued)Related Publications (continued)

All publications produced by the ABS are listed in the "Catalogue of Publications" (Catalogue No. 1101.0) which is available from any ABS Office.

Unpublished Statistics

The ABS can also make available certain raw and order statistics which are not published. Where it is not practicable to provide the required statistics by telephone, they may be available in other forms, such as microfiche, photocopy, computer printout, or clerically extracted tabulation. A charge may be made for providing unpublished statistics in these forms.

For further information on these unpublished statistics contact John Clifford by telephoning Brisbane (07) 222 6056, or write to Information Services at the address above.

Symbols and Other Usages

- n.a. Not available.
 r Figure or series revised since previous issue.
 .. Not applicable.
 = Nil or less than half the final digit shown.

Where figures have been rounded, discrepancies may occur between sums of the component items and totals.

B. F. DOYLE

ACTING DEPUTY COMMONWEALTH STATISTICIAN

Statistics House,
 345 Ann Street,
 BRISBANE 4000

4 October 1985

Offence Classification and Orders Relating to Children - Queensland

Classification of Offences

1. Homicide etc.
 - 111 Murder
 - 121 Attempted murder
 - 131 Manslaughter (excluding driving)
 - 141 Manslaughter (driving)
 - 142 Dangerous driving causing death
 - 151 Conspiracy to murder
2. Assaults (including sexual offences) etc.
 - 211 Grievous bodily harm, bodily harm, and unlawful wounding
 - 212 Dangerous driving causing bodily harm
 - 221 Common assault
 - 222 Aggravated assault
 - 223 Resisting arrest and other obstructions (under Criminal Code)
 - 224 Other resisting and obstructing (Police Act)
 - 229 Other minor assaults
 - 231 Rape and attempted rape
 - 241 Unlawful carnal knowledge
 - 242 Incest
 - 243 Indecently dealing with a female
 - 244 Indecently dealing with a boy
 - 245 Wilful exposure (intent to insult) (Section 227(2) of the Criminal Code)
 - 246 Unnatural offences and attempts
 - 291 Kidnapping and forcible abduction
 - 292 Ill-treatment of children
 - 299 Other (including other abduction, accessory before the fact to and threats of violence to persons, and attempted violence)
3. Robbery and extortion
 - 311 Robbery with major assault (Section 412 of the Criminal Code)
 - 312 Robbery with minor assault (Section 413 of the Criminal Code)
 - 313 Robbery, armed (Section 410 of the Criminal Code)
 - 314 Robbery, other and unspecified (Sections 409 and 414 of the Criminal Code)
 - 321 Extortion and blackmail
4. Fraud and misappropriation
 - 411 Embezzlement by employee
 - 412 Embezzlement by trustee, partner, etc.
 - 421 Currency offences (forgery and uttering)
 - 422 Valueless cheques (forgery and uttering)
 - 423 Bankcard and credit card (forgery and uttering)
 - 424 False pretences
 - 425 Forgery and uttering, n.e.c.
 - 429 Fraud, n.e.c.
5. Theft, breaking and entering, etc.
 - 511 Unlawfully using a motor vehicle (including boats)
 - 521 Stealing from the person (pickpocketing)
 - 531 Stealing livestock (including unlawful use)
 - 532 Shoplifting
 - 539 Other stealing
 - 541 Unlawful possession of livestock (including branding, killing for private gain, etc.)
5. Theft, breaking and entering, etc. (continued)
 - 542 Other unlawful possession of property
 - 551 Receiving stolen property
 - 561 Burglary and housebreaking (break, enter, and steal) - dwelling
 - 562 Breaking and entering a dwelling with intent
 - 571 Breaking, entering, and stealing - other buildings
 - 572 Breaking and entering other building with intent
6. Property damage
 - 611 Arson
 - 612 Other wilful damage caused by fire
 - 621 Wilful damage or destruction
 - 622 Wounding or killing animals
 - 629 Other
7. Driving, traffic, and related offences
 - 711 Drink driving or drink driver in charge of a motor vehicle (>0.15)
 - 712 Breath alcohol content (0.05 to 0.15)
 - 713 Failure to supply a breath test
 - 721 Dangerous driving
 - 722 Driving without due care and attention
 - 731 Driving under suspension
 - 732 Driving under disqualification
 - 733 Unlicensed driving
 - 739 Other licence offences (including forgery)
 - 791 Other traffic offences
 - 792 Transport Act offences relating to driving and traffic
 - 793 Main Roads Act offences
 - 799 Other driving offences (including parking, local government, etc.)
- 8-9. Other offences
 - 811 Possession of drugs, use (including attempts)
 - 812 Supply drugs (including attempts)
 - 819 Other drug offences
 - 821 Drunkenness
 - 822 Abusive or obscene or insulting language
 - 823 Indecent or offensive behaviour
 - 824 Disorderly conduct
 - 829 Other offensive behaviour offences
 - 831 Prostitution and related offences
 - 841 Trespassing
 - 842 Insufficient lawful means
 - 849 Other trespass/vagrancy related offences (including consorting)
 - 851 Breach of maintenance orders
 - 861 Unlawful possession of firearms
 - 862 Unlicensed firearms
 - 869 Other firearm offences (excluding going armed in public)
 - 871 Pollution etc. affecting health
 - 872 Other environmental pollution
 - 873 Protection of animals, birds, flora, and fauna
 - 874 Other natural resources protection
 - 879 Other environmental offences
 - 881 Liquor Act (breach of licence)
 - 889 Liquor Act (other)
 - 891 Gambling - premises

Offence Classification and Orders Relating to Children - Queensland (continued)

Classification of Offences (continued)

8-9. Other offences (continued)

- 892 Illegal bookmaking
- 899 Other gambling offences
- 911 Escape from custody
- 912 Breach of probation or recognizance
- 913 Breach of parole
- 914 Breach of community service order
- 919 Other offences against enforcement of order
(including accessory after the fact,
conspiracy not endangering life, bigamy,
etc.)
- 921 Arbitration, conciliation, apprenticeship,
etc.
- 922 Workers' compensation

8-9. Other offences (continued)

- 929 Other industrial offences
- 931 Prohibited imports (not drugs, flora, and
fauna)
- 934 Other customs, smuggling, etc. offences
- 991 Education and welfare offences
- 992 Other health offences (not drugs or
environment)
- 993 Electoral and parliamentary offences
- 994 Other local authority offences (not parking or
environment)
- 995 Other transport offences (not driving or
traffic)
- 999 Other

Orders relating to the care, protection, and control of children

01. Destitute or homeless

- 011 Begging in a public place
- 012 Abandoned, loitering, insufficient lawful
means, no set place of abode

02. Exposed to moral danger

- 021 Exposed to moral danger
- 022 Falling in with bad associates
- 023 Likely to fall into a life of vice or crime
- 024 In household where member convicted of incest
- 025 In betting shop, billiard room, bar, or beer
garden
- 026 Served with intoxicating liquor in premises
mentioned in 025

03. Unfit guardianship

- 031 In custody of unfit person
- 032 Neglected child
- 033 Exposed to physical danger
- 034 Guardian guilty of endangering life
- 035 Living with unfit person
- 036 Deserted by parents, in care of another
- 037 Kept from school by guardian
- 038 In need of assistance due to poverty

04. Absconding from custody

- 041 Child in care not to leave State
- 042 Absconding child

05. Breach of probation conditions

- 051 Breach of supervision order

06. Truancy

- 061 Child regularly absents himself from school

07. Uncontrolled

- 071 Uncontrollable child

08. Criminal misconduct

- 081 Falling into a life of vice or crime
- 082 Exposed to moral danger
- 083 Commits an offence when under 10 years


09. Other orders

- 091 Under school leaving age, unlawfully engages
in street trading
- 092 Performs in public without a permit
- 099 Other

Summary of Findings

In 1983-84, all measures of criminal activity showed increases on the corresponding figures for the previous year. There was a growth of 12.1 per cent in the number of offences reported or becoming known to police, and an increase in the proportion of offences cleared from 51 per cent in 1982-83 to 52 per cent in 1983-84. The higher clear-up rate is reflected in the number of offences dealt with by the courts, with Higher Courts appearances increasing by 24.6 per cent to 2,639. Lower Courts appearances on criminal matters showed a smaller rise, although applications for care and protection and care and control in Children's Courts increased by 23.1 per cent. There were small rises in admissions to prison and to probation, but admissions to community service orders continued on an upward trend in 1983-84, with an increase of 27.8 per cent on those of the previous year.

Diagram 1 - Selected Measures of Criminal Activity, Queensland, Percentage Increase from 1982-83 to 1983-84

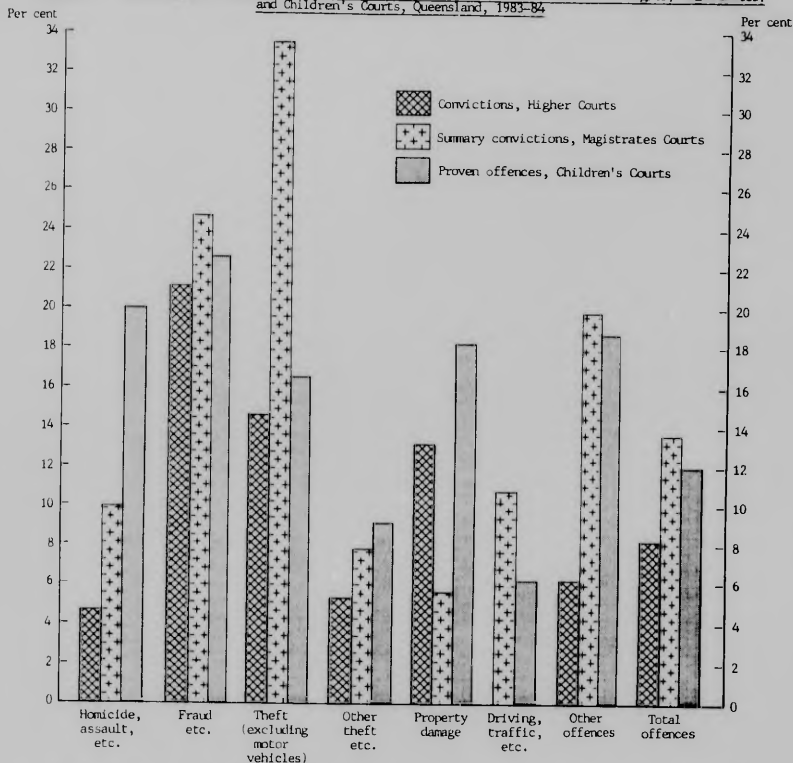


Summary of Findings (continued)

The number of females engaged in criminal activity continued to rise in 1983-84. In the area of serious crime, as measured by appearances in Higher Courts, 146 or 8.2 per cent of the 1,784 convictions involved females. In 1982-83, 126 or 8.8 per cent of convictions were recorded against female offenders. Summary convictions of females appearing in Magistrates Courts in 1983-84 numbered 16,504 or 13.6 per cent of the total, compared with figures of 14,256 or 12.2 per cent of all summary convictions recorded in 1982-83. The most significant increase in female involvement in crime occurred in Children's Courts, where, in 451 appearances, young girls were found guilty of offences. This is a rise of 28.5 per cent on the corresponding number for the previous year, and represents 12.0 per cent of all appearances in 1983-84 where an offence was proven against a child.

The punishments imposed on female offenders cover the full range of options available. However, the proportion of females receiving the most serious punishment of imprisonment is well below the comparable levels of convictions in the courts. Only 164 or 4.1 per cent of admissions to prison in 1983-84 were females. In contrast, females accounted for 19.6 per cent of all admissions to probation. Community Service was ordered for 187 females, which represents 10.3 per cent of all such admissions. Outcomes for juvenile female offenders more closely reflect the percentage of convictions in Children's Courts, with girls accounting for 10.7 per cent of children admitted to care and control and 12.1 per cent of children admitted to supervision for offence reasons.

Diagram 2 - Females: Percentage of Convictions or Proven Offences for Each Offence in Higher, Magistrates, and Children's Courts, Queensland, 1983-84

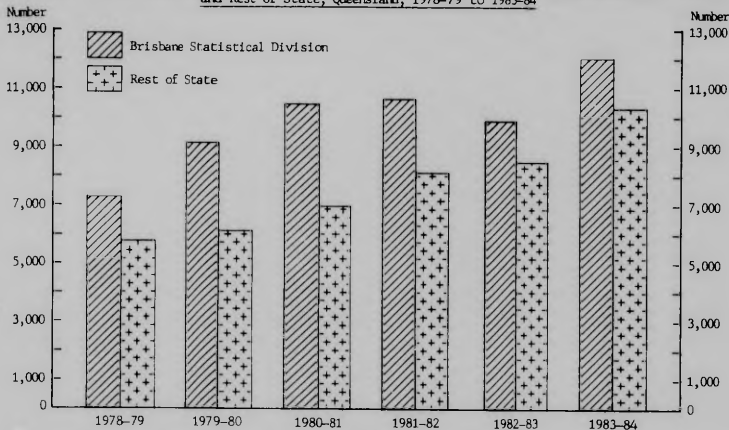


The type of punishment imposed is, of course, mainly dependent on the nature and seriousness of the offence committed. (Previous criminal history is also taken into account.) As Diagram 2 above shows there was a uniformly high rate of females found guilty of fraud offences in the three levels of Courts in 1983-84, and a high level for theft of property other than motor vehicles. The significantly greater percentage of offenders in Magistrates Courts in the theft category was due mainly to shoplifting, where over half of all convicted offenders were females. 'Other offences' includes prostitution and vagrancy offences in Magistrates Courts and liquor offences in Children's Courts, both of which had high proportions of female offenders. Despite the general increase in driving and traffic offences, the percentage of female convictions in the lower Courts remained below the corresponding figures for all offences.

Summary of Findings (continued)

Appearances for drink driving offences rose by 21.6 per cent in 1983-84, compared with a 1.9 per cent decrease in the previous year. The decline in 1982-83 can be largely attributed to the initial caution exhibited by drivers following the lowering of the blood alcohol content limit for driving offences from 80 to 50 milligrams of alcohol per 100 millilitres of blood, in December 1982. As shown in Diagram 3 below, drink driving offences declined in the Brisbane Statistical Division in 1982-83, then rose sharply in the following year. Offences recorded in the rest of the State also showed a substantial increase in 1983-84.

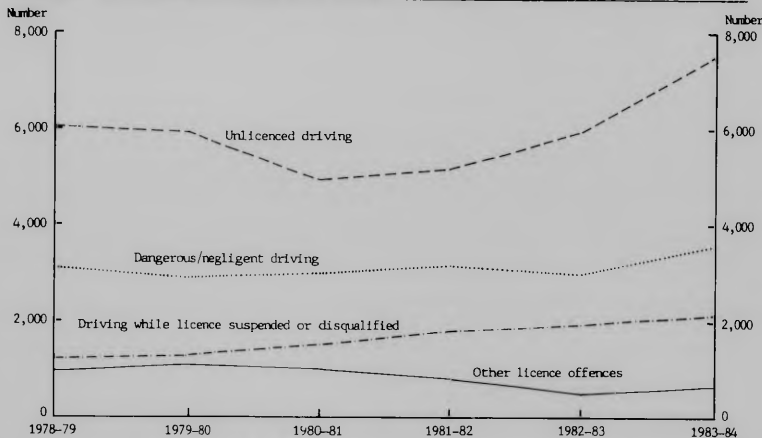
Diagram 3 - Magistrates Courts: Appearances (a) for Drink Driving Offences, Brisbane Statistical Division and Rest of State, Queensland, 1978-79 to 1983-84



(a) Appearances where drink driving was the most serious offence charged.

Other driving and traffic offences in Magistrates Courts also rose in 1983-84. Although the total number of court appearances for these offences is dependent on the number of traffic and regulated parking breaches for which penalties are paid without court action, the more serious driving offences showed a similar trend to that for drink driving. Unlicensed driving increased by 26.7 per cent to 7,531 charges, with an additional 642 charges heard in Children's Courts. Driving while licence suspended or disqualified showed a smaller rise, while other licence offences increased in 1983-84, after declining in the previous three years. As shown in the following diagram, dangerous or negligent driving offences decreased in 1982-83, but rose by 19.1 per cent in 1983-84.

Diagram 4 - Magistrates Courts: Charges Heard for Selected Driving Offences, Queensland, 1978-79 to 1983-84



1. SUMMARY

Table 1 - General Crime, Higher, Magistrates, and Children's Courts, and Prisons, Queensland, 1978-79 to 1983-84

Particulars		1978-79	1979-80	1980-81	1981-82	1982-83	1983-84
General crime (a)							
Offences reported or becoming known to police	No.	107,519	118,051	128,489	138,489	156,658	175,685
Offences cleared	%	52	51	52	53	51	52
Juvenile offenders cautioned by police	No.	5,349	6,781	7,563	8,096	8,594	8,658
Higher Courts							
Appearances	No.	1,436	1,658	1,917	1,956	2,118	2,639
Charges heard	No.	2,982	2,831	3,150	(b) 6,695	6,715	8,075
Charges resulting in convictions	%	74	72	70	75	72	71
Magistrates Courts							
Appearances	No.	135,834	134,209	141,262	156,366	163,566	167,672
Charges heard	No.	n.a.	165,597	168,821	190,537	202,709	212,859
Charges resulting in summary convictions	%	n.a.	66	71	71	73	73
Children's Courts							
Appearances (applications)	No.	467	523	641	704	663	816
Appearances (offences)	No.	3,474	3,048	3,315	3,567	3,874	3,929
Charges heard (offences)	No.	8,019	6,531	7,323	8,272	9,314	9,294
Proven offences	%	96	94	95	96	94	95
Prisons							
Convicted prisoners admitted during year	No.	3,423	3,727	3,987	3,875	3,989	4,035
Convicted prisoners on hand at 30 June	No.	1,583	1,582	1,607	1,537	1,558	1,696

(a) Source: Annual Report of the Queensland Police Department.

(b) Change in reporting procedures.

2. POLICE

Table 2 - Police: Strength and Classification, Queensland, at 30 June 1984
(Source: Queensland Police Department)

Classification	General police		Detectives and plain clothes police		All police		
	Metro. (a)	Country	Metro. (a)	Country	Metro. (a)	Country	Total
Commissioner	1	-	-	-	1	-	1
Deputy Commissioner	1	-	-	-	1	-	1
Assistant Commissioners	5	-	-	-	5	-	5
Superintendents	14	10	-	-	14	10	24
Inspectors	75	39	-	-	75	39	114
Senior Sergeants	70	64	30	7	100	71	171
Sergeants: 1st Class	131	132	49	17	180	149	329
2nd Class	223	379	86	46	309	425	734
Sergeants 3rd Class/Constables	1,238	1,396	318	204	1,556	1,600	3,156
Technical and scientific officers	113	38	-	-	113	38	151
Probationary Constables	31	-	-	-	31	-	31
Gadets	182	-	-	-	182	-	182
Total	2,084	2,058	483	274	2,567	2,332	4,899

(a) Including the Police Districts of Brisbane, Fortitude Valley, South Brisbane, Oxley, and Wynnum.

Table 3 - Police: Duty and Rank, Queensland, 1979 to 1984
(Source: Queensland Police Department)

Duty and rank (a)	At 30 June					
	1979	1980	1981	1982	1983	1984
<u>Police force</u>						
<u>Criminal investigations, plain clothes police, scientific duties</u>						
Executive officers	1	1	1	1	1	1
Inspectors	11	14	14	14	15	15
Sergeants	189	186	202	226	225	257
Constables (b)	490	475	503	522	562	575
Technical and scientific officers	100	106	122	132	136	151
<u>Total</u>	791	782	842	895	939	999
<u>Traffic duties</u>						
Executive officers	1	1	1	1	1	1
Inspectors	2	3	3	3	3	3
Sergeants	63	61	68	72	85	81
Constables (b)	192	180	205	227	226	230
<u>Total</u>	258	245	277	303	315	315
<u>Other special and general duties</u>						
Executive officers	21	21	19	20	20	22
Inspectors	86	83	89	88	96	96
Sergeants	777	775	831	816	853	896
Constables (b)	1,962	2,107	2,273	2,205	2,284	2,351
<u>Total</u>	2,846	2,986	3,212	3,129	3,253	3,365
<u>Not allocated</u>						
<u>Executive officers whose duties extend beyond one branch</u>						
Trainees and cadets (c)	7	7	7	7	7	7
Trainees and cadets (c)	230	367	216	209	355	213
<u>Total</u>	237	374	223	216	362	220
<u>Total police force</u>						
Executive officers	30	30	28	29	29	31
Inspectors	99	100	106	105	114	114
Sergeants	1,029	1,022	1,101	1,114	1,163	1,234
Sergeants 3rd Class/Constables (b)	2,644	2,762	2,981	2,954	3,072	3,156
Technical and scientific officers	100	106	122	132	136	151
Trainees and cadets (c)	230	367	216	209	355	213
<u>Total police force</u>	4,132	4,387	4,554	4,543	4,869	4,899
<u>Sworn-in officers (d) per 100,000 population (e)</u>						
	176	177	185	179	183	187
<u>Ancillary and civilians</u>						
<u>Ancillary (f)</u>						
Full-time	23	20	19	17	16	17
Part-time	-	-	-	-	-	-
<u>Civilian (g)</u>						
Full-time	700	707	712	767	775	841
Part-time	41	50	58	57	67	68
<u>Total ancillary and civilian</u>	764	777	789	841	858	926

(a) Officers performing more than one duty have been allocated to the duty at which most of their time is spent.
 (b) Excluding Probationary Constables. (c) Including Probationary Constables. (d) Excluding trainees, cadets, and Probationary Constables. (e) Estimated resident population at 30 June. (f) Including driver's licence testing officers and native trackers. (g) Including State Public Service clerks and typists, lecturers, library assistants, cleaners, gardeners, etc.

Table 4 - General Crime: Offences Reported or Becoming Known to Police and Offences Cleared,
Queensland, 1978-79 to 1983-84
(Source: Annual Report of the Queensland Police Department)

Particulars	1978-79	1979-80	1980-81	1981-82	1982-83	1983-84
Homicide						
Reported	167	137	144	161	157	171
Cleared	164	130	143	157	154	166
Serious assault						
Reported	945	1,228	1,395	1,648	1,638	2,009
Cleared	813	1,007	1,130	1,337	1,359	1,590
Minor assault						
Reported	2,020	2,215	2,456	2,651	2,511	2,816
Cleared	1,583	1,648	1,832	1,979	1,751	1,995
Robbery						
Reported	273	298	321	390	442	572
Cleared	92	99	107	122	142	194
Rape and attempted rape						
Reported	59	100	121	121	114	137
Cleared	45	76	96	105	99	111
Other sexual offences						
Reported	1,127	1,275	1,382	1,309	1,523	1,707
Cleared	660	803	875	785	897	1,133
Breaking and entering						
Reported	17,948	19,882	23,339	25,545	30,576	30,003
Cleared	4,259	3,955	5,127	5,353	6,286	5,922
Unlawful use of motor vehicle						
Reported	5,892	5,870	6,057	6,569	7,763	8,040
Cleared	1,856	1,723	1,656	1,900	2,168	2,258
Other stealing						
Reported	37,712	40,151	41,862	42,874	49,232	52,318
Cleared	12,892	12,854	13,974	14,721	16,513	16,916
Receiving and unlawful use of property						
Reported	1,431	1,325	1,520	1,542	1,798	1,880
Cleared	1,431	1,325	1,515	1,542	1,798	1,874
Malicious damage						
Reported	7,709	7,925	8,253	9,448	9,685	11,938
Cleared	2,142	2,312	2,199	2,594	2,590	2,907
Fraud and false pretences						
Reported	6,422	8,658	8,026	8,298	10,931	(a) 15,399
Cleared	5,505	6,812	6,385	6,417	7,736	9,161
Drug offences						
Reported	3,598	4,504	5,691	7,519	10,177	12,946
Cleared	3,592	4,502	5,673	7,509	10,158	12,905
Stock offences						
Reported	522	524	518	683	401	539
Cleared	224	249	283	490	235	298
Drink driving offences						
Reported	14,790	16,756	19,408	20,621	20,656	25,242
Cleared	14,790	16,756	19,408	20,621	20,656	25,242
Disqualified driving						
Reported	1,231	1,341	1,621	1,852	2,002	2,343
Cleared	1,230	1,341	1,620	1,852	2,002	2,341
All other						
Reported	5,673	5,862	6,375	7,258	7,052	7,625
Cleared	4,288	4,536	4,920	6,012	5,584	6,023
Total offences reported	107,519	118,051	128,489	138,489	156,658	175,685
Proportion of offences cleared .. %	52	51	52	53	51	52

(a) Change in reporting procedures. Some incidents occurring in previous years and not tabulated at that time, have also been included.

Table 5 - General Crime (a): Offences Reported or Becoming Known

Police Regions and Districts (b)	General crime: single,							
	Homicide	Serious assault	Minor assault	Robbery	Rape and attempted rape	Other sexual offences	Breaking and entering	Unlawful use of motor vehicle
North Brisbane Region ..	26	428	753	191	20	443	6,870	1,724
Brisbane ..	5	177	323	73	7	175	2,490	585
Fortitude Valley ..	13	131	288	104	10	150	2,932	803
Redcliffe ..	8	120	142	14	3	118	1,448	336
South Brisbane Region ..	32	359	529	140	20	419	7,263	1,930
Ipswich ..	4	69	107	14	2	53	1,189	395
Oxley ..	5	96	150	23	2	77	1,787	458
South Brisbane ..	19	135	234	94	15	145	3,412	849
Wynnum ..	4	59	38	9	1	144	875	228
South-Eastern Region ..	22	243	366	109	19	187	6,064	1,788
Beenleigh ..	9	108	132	26	13	91	2,037	588
Gold Coast ..	13	135	234	83	6	96	4,027	1,200
Southern Region ..	12	160	165	7	14	88	1,203	277
Charleville ..	-	19	40	-	5	9	64	18
Dalby ..	2	8	19	1	1	11	139	18
Roma ..	6	23	26	-	-	2	89	19
Toowoomba ..	2	91	63	6	7	46	728	199
Warwick ..	2	19	17	-	1	20	183	23
North Coast Region ..	14	116	157	15	8	148	2,053	499
Bundaberg ..	5	14	26	3	2	9	354	105
Cympie ..	2	27	40	2	-	12	240	50
Maryborough ..	1	27	37	1	4	24	375	62
Sunshine Coast ..	6	48	54	9	2	103	1,084	282
Central Region ..	22	184	208	30	11	128	2,310	625
Longreach ..	-	13	21	1	1	4	44	17
Mackay ..	13	55	78	9	7	78	1,065	268
Rockhampton ..	6	81	86	17	2	23	757	188
Gladstone ..	3	35	23	3	1	23	444	152
Northern Region ..	26	283	306	45	25	170	2,483	664
Mount Isa ..	8	101	84	11	2	31	468	186
Townsville ..	18	182	222	34	23	139	2,015	478
Far Northern Region ..	17	236	332	35	20	124	1,757	533
Cairns ..	10	198	282	34	8	108	1,500	448
Innisfail ..	1	11	17	1	4	7	101	40
Mareeba ..	6	27	33	-	8	9	156	45
Total offences reported ..	171	2,009	2,816	572	137	1,707	30,003	8,040
Proportion of offences cleared %	97	79	71	34	81	66	20	28
Proportion of cleared offences								
Involving adults %	97	91	88	86	94	88	51	63
Involving juveniles (c) %	3	9	12	14	6	12	49	37

(a) Source: Annual Report of the Queensland Police Department from which further details (including numbers cleared by offence for Regions and Districts) can be obtained. Excluding 40,803 minor offences against good order. (b) Boundaries are defined in the Annual Report of the Queensland Police Department. During 1983-84 the Gladstone Police District was

to Police by Police Region and District, Queensland, 1983-84

selected, and grouped offences									Total	
Other stealing	Receiving and unlawful possession of property	Malicious damage	Fraud and false pretences	Drug offences	Stock offences	Drink driving offences	Dis-qualified driving	All other	Number	Proportion cleared %
									12,781	462
5,347	193	934	2,207	1,067	4	2,784	143	860	17,374	55
4,819	176	959	2,668	842	5	2,407	207	852	17,366	54
2,615	93	767	609	515	10	1,376	174	323	8,671	54
10,743	450	2,742	2,339	2,852	41	5,948	562	1,663	38,032	51
1,948	74	631	285	275	30	679	97	244	6,096	45
2,262	90	637	348	544	6	1,655	161	403	8,704	54
4,819	209	1,107	1,416	1,530	4	2,898	226	861	17,973	50
1,714	77	367	290	503	1	716	78	155	5,259	57
10,144	279	2,090	3,616	2,264	20	2,544	196	1,091	31,042	38
2,509	91	672	547	458	10	883	111	338	8,623	41
7,635	188	1,418	3,069	1,806	10	1,661	85	753	22,419	37
2,627	123	787	759	505	149	1,352	196	479	8,903	64
120	4	70	30	16	44	89	23	44	595	74
259	7	77	68	108	26	177	26	70	1,017	66
166	11	58	25	37	27	191	22	60	762	75
1,734	95	461	500	237	15	599	87	235	5,105	62
348	6	121	136	107	37	296	38	70	1,424	63
3,921	149	869	937	1,412	135	2,057	198	463	13,151	56
472	34	132	107	190	73	403	46	78	2,053	67
518	26	150	97	111	44	379	40	73	1,811	58
544	21	167	94	123	9	262	20	61	1,832	53
2,387	68	420	639	988	9	1,013	92	251	7,455	53
4,189	148	1,009	906	1,256	82	2,777	247	595	14,727	58
84	6	37	16	19	20	103	10	33	429	72
1,751	53	341	498	553	15	1,070	93	238	6,185	55
1,678	60	404	318	370	33	1,126	103	204	5,456	60
676	29	227	74	314	14	478	41	120	2,657	59
4,512	194	1,040	752	976	62	2,320	252	805	14,915	54
844	78	214	187	242	9	497	51	221	3,234	61
3,668	116	826	565	734	53	1,823	201	584	11,681	53
3,401	75	741	606	1,257	31	1,677	168	494	11,504	55
2,807	57	552	466	901	9	1,160	119	371	9,030	51
263	4	76	34	146	1	239	17	48	1,010	66
331	14	113	106	210	21	278	32	75	1,464	71
52,318	1,880	11,938	15,399	12,946	539	25,242	2,343	7,625	175,685	52
32	100	24	59	100	55	100	100	79	52	..
61	76	78	95	97	98	100	100	94	85	..
39	24	22	5	3	2	-	-	6	15	..

created. These figures were previously included in the Rockhampton District figures.

(c) Persons under 17 years of age.

Table 6 - Higher Courts: Total Appearances and Appearances Resulting in Conviction by Most Serious Offence Charged, Queensland, 1978-79 to 1983-84

Offence	Appearances						Convictions					
	1978-79	1979-80	1980-81	1981-82	1982-83	1983-84	1978-79	1979-80	1980-81	1981-82	1982-83	1983-84
<u>Homicide etc.</u>	81	85	89	89	90	101	33	37	32	33	38	43
Murder	23	24	26	31	24	22	7	10	6	10	6	5
Attempted murder	14	13	16	13	11	13	2	2	1	1	3	7
Manslaughter (excluding driving)	5	9	2	5	11	15	1	4	1	4	6	10
Driving offences causing death	37	37	42	39	44	49	21	20	22	18	23	21
Conspiracy to murder	2	2	3	1	-	2	2	1	2	-	-	-
<u>Assault etc.</u>	345	376	438	476	498	564	223	262	288	283	338	380
Major assault	119	131	178	160	225	244	66	81	113	84	155	150
Minor assault	30	40	28	46	31	44	21	34	19	29	21	38
Rape	66	51	59	84	82	77	34	26	36	42	42	46
Other sexual offences	96	93	123	132	128	164	73	73	93	90	96	127
Other violation of persons	34	61	48	54	32	35	29	48	27	38	24	19
<u>Robbery and extortion</u>	100	68	99	99	129	181	80	54	73	71	110	143
Robbery	98	61	93	96	126	178	80	47	70	69	109	142
Extortion	2	7	6	3	3	3	-	7	3	2	1	1
<u>Fraud and misappropriation</u>	120	138	149	210	214	232	79	107	102	149	133	152
Embezzlement	6	7	10	45	44	61	5	3	5	31	27	44
Fraud and Forgery	114	131	139	165	170	171	74	104	97	118	106	108
<u>Theft, breaking and entering, etc.</u>	595	692	849	844	899	1,157	400	486	563	563	610	774
Unlawful use of motor vehicle	82	115	108	97	129	158	63	84	63	68	94	116
Other stealing	228	264	357	291	314	420	125	165	213	155	147	206
Receiving	59	59	50	105	93	130	38	39	31	72	61	82
Unlawful possession of property	4	-	6	5	2	5	2	3	4	-	4	1
Burglary and housebreaking	91	113	127	140	185	241	71	93	105	105	153	192
Other breaking and entering	131	127	201	211	173	206	100	100	148	163	151	177
<u>Property damage</u>	96	138	114	111	141	178	70	83	65	61	93	114
Arson	56	67	46	45	65	65	49	54	36	26	51	41
Other property damage	40	71	68	66	76	113	21	29	29	35	42	73
<u>Driving, traffic, etc.</u>	21	20	16	12	17	23	14	11	9	10	12	16
Dangerous/negligent driving	21	20	16	12	17	23	14	11	9	10	12	16
Other driving, traffic, etc.	-	-	-	-	-	-	-	-	-	-	-	-
<u>Other offences</u>	78	141	163	115	130	203	47	103	111	93	100	162
Drugs, possession and use of	32	37	62	28	18	19	21	29	47	20	16	17
Drugs, trafficking	9	46	50	45	35	86	4	33	40	41	31	64
Drugs, other	5	23	15	4	15	22	3	13	7	2	11	18
Enforcement of order	9	34	32	38	54	65	17	26	13	30	37	54
Other offences	23	1	4	-	8	11	2	2	4	-	5	9
<u>Total</u>	1,436	1,658	1,917	1,956	2,118	2,639	966	1,143	1,243	1,263	1,434	1,784

Table 7 - Higher Courts Appearances: Most Serious Offence Charged by Outcome, Queensland, 1983-84

Offence	Unconvicted				Convicted												Total				
	No true bill etc.		Acquitted		Imprisoned		Community service		Placed on probation		Fined and/or ordered to pay money		Good behaviour bond		Children's Services order					Total	
	M.	F.	M.	F.	M.	F.	M.	F.	M.	F.	M.	F.	M.	F.	M.	F.	M.	F.	P.		
<u>Homicide etc.</u>	26	5	23	4	28	2	2	-	1	1	6	-	1	-	2	-	40	3	89	12	101
Murder	7	2	6	2	5	-	-	-	-	-	-	-	-	-	-	-	5	-	18	4	22
Attempted murder	2	1	2	1	4	-	-	-	1	-	-	-	-	2	-	-	7	1	11	2	13
Manslaughter (excluding driving)	3	-	2	-	8	-	-	-	-	1	-	-	-	-	-	-	9	-	14	1	15
Manslaughter (driving)	-	-	-	-	8	-	-	-	-	-	-	-	-	-	-	-	-	-	-	-	-
Dangerous driving causing death	13	1	13	1	11	2	2	-	-	-	6	-	-	-	-	-	19	2	45	4	49
Conspiracy to murder	1	1	-	-	-	-	-	-	-	-	-	-	-	-	-	-	1	1	1	1	2
<u>Assault etc.</u>	97	1	79	7	163	4	18	2	77	6	42	-	56	5	7	-	363	17	539	25	564
Major assault	38	1	50	5	54	4	15	2	22	4	20	-	22	5	2	-	135	15	223	21	244
Minor assault	4	-	2	-	14	-	1	-	9	1	7	-	5	-	-	-	37	1	43	1	44
Rape	18	-	13	-	44	-	-	-	-	-	-	-	-	-	-	-	46	-	77	-	77
Other sexual offences	24	-	11	2	46	-	1	-	40	-	13	-	25	-	2	-	127	-	162	2	164
Other violation of persons	13	-	3	-	5	-	1	-	6	1	2	-	4	-	-	-	18	1	34	1	35
<u>Robbery and extortion</u>	24	1	13	-	103	4	7	-	10	3	-	-	1	-	14	1	135	8	172	9	181
Robbery	22	1	13	-	103	4	6	-	10	3	-	-	1	-	14	1	134	8	169	9	178
Extortion	2	-	-	-	-	-	1	-	-	-	-	-	-	-	-	-	1	-	3	-	3
<u>Fraud and misappropriation</u>	49	12	17	2	43	1	7	-	24	13	36	8	10	10	-	-	120	32	186	46	232
Embezzlement	12	2	2	1	12	-	3	-	3	8	12	2	3	1	-	-	33	11	47	14	61
Fraud and forgery	37	10	15	1	31	1	4	-	21	5	24	6	7	9	-	-	87	21	139	32	171
<u>Theft, breaking and entering, etc.</u>	216	82	74	11	246	4	62	8	242	32	83	3	56	11	25	2	714	60	1,004	153	1,157
Unlawful use of motor vehicle ..	26	4	12	-	37	-	14	-	41	4	10	-	8	1	1	-	111	5	149	9	158
Other stealing	109	68	28	9	34	3	13	3	60	17	44	2	24	5	1	-	176	30	313	107	420
Receiving	31	8	7	2	18	-	7	1	23	4	14	1	11	3	-	-	73	9	111	19	130
Unlawful possession of property	33	1	-	-	-	-	12	-	3	64	3	5	-	2	13	1	182	10	230	11	241
Burglary and housebreaking ..	17	-	12	-	74	-	16	1	54	4	9	-	8	-	10	-	171	6	200	6	206
Other breaking and entering ..	35	4	22	3	16	1	11	2	24	6	24	2	20	4	4	-	99	15	156	22	178
<u>Property damage</u>	14	2	7	1	9	1	3	-	12	4	4	-	3	1	4	-	35	6	56	9	65
Arson	21	2	15	2	7	-	8	2	12	2	20	2	17	3	-	-	64	9	100	13	113
Other property damage	3	-	3	1	4	-	1	-	1	-	10	-	-	-	-	-	16	-	22	1	23
<u>Driving, traffic, etc.</u>	3	-	3	1	4	-	1	-	1	-	10	-	-	-	-	-	16	-	22	1	23
Dangerous/negligent driving ..	3	-	3	1	4	-	1	-	1	-	10	-	-	-	-	-	16	-	22	1	23
Other driving, traffic, etc. ..	-	-	-	-	-	-	-	-	-	-	-	-	-	-	-	-	-	-	-	-	-
<u>Other offences</u>	26	5	9	1	99	4	10	-	20	5	16	2	6	-	-	-	151	11	186	17	203
Drugs, possession and use of ..	1	-	1	-	9	-	9	-	3	1	2	1	1	-	-	-	15	2	17	2	19
Drugs, trafficking	16	1	5	-	46	3	5	-	7	1	2	-	-	-	-	-	60	4	81	5	86
Drugs, other	3	-	1	-	14	-	1	-	1	2	-	-	-	-	-	-	17	1	21	1	22
Enforcement of order	5	4	1	1	30	1	4	-	10	2	3	1	3	-	-	-	50	4	56	9	65
Other offences	1	-	1	-	-	-	-	-	-	-	7	-	2	-	-	-	9	-	11	-	11
<u>Total</u>	476	110	240	29	702	20	118	12	399	66	217	15	150	30	52	3	1,638	146	2,354	285	2,639

M. Males. F. Females. P. Persons.

Table 8 - Higher Courts Appearances: Offence with Most Serious Outcome by Outcome, Queensland, 1983-84

Offence	Unconvicted				Convicted												Total				
	No true bill etc.		Acquitted		Imprisoned		Community service		Placed on probation		Fined and/or ordered to pay money		Good behaviour bond		Children's Services order					Total	
	M.	F.	M.	F.	M.	F.	M.	F.	M.	F.	M.	F.	M.	F.	M.	F.	M.	F.	M.	F.	P.
Homicide etc.	22	5	15	2	33	4	2	-	1	1	6	-	1	-	2	-	45	5	82	12	94
Murder	6	2	2	-	5	-	-	-	-	-	-	-	-	-	-	-	5	-	13	2	15
Attempted murder	1	1	1	4	-	-	-	-	1	-	-	-	-	-	2	-	7	-	9	2	11
Manslaughter (excluding driving)	3	-	2	-	13	2	-	-	-	1	-	-	1	-	-	-	14	3	19	3	22
Manslaughter (driving)	-	-	-	-	-	-	-	-	-	-	-	-	-	-	-	-	-	-	-	-	-
Dangerous driving causing death	11	1	10	1	11	2	-	2	-	-	-	-	-	-	-	-	19	2	40	4	44
Conspiracy to murder	1	1	-	-	-	-	-	-	-	-	6	-	-	-	-	-	6	-	1	1	2
Assault etc.	99	1	74	7	165	4	18	2	80	6	42	-	56	5	7	-	368	17	541	25	566
Major assault	40	1	47	5	55	4	15	2	23	4	19	-	22	5	2	-	136	15	223	21	244
Minor assault	5	-	2	-	14	-	1	-	11	1	7	-	5	-	1	-	39	1	46	1	47
Rape	17	-	12	-	44	-	-	-	-	-	-	-	-	-	2	-	46	-	75	-	75
Other sexual offences	24	-	11	2	47	-	1	-	40	-	13	-	25	-	2	-	128	-	163	2	165
Other violation of persons	13	-	2	-	5	-	1	-	6	1	3	-	4	-	-	-	19	1	34	1	35
Robbery and extortion	24	1	12	-	103	4	7	-	10	3	-	-	1	-	14	1	135	8	171	9	180
Robbery	22	1	12	-	103	4	6	-	10	3	-	-	1	-	14	1	134	8	168	9	177
Extortion	2	-	-	-	-	-	1	-	-	-	-	-	-	-	-	-	1	-	3	-	3
Fraud and misappropriation	48	12	16	2	44	1	7	-	22	14	36	8	12	10	-	-	121	33	185	47	232
Embezzlement	13	2	1	1	11	-	3	-	3	8	13	2	3	1	-	-	33	11	47	14	61
Fraud and forgery	35	10	15	1	33	1	4	-	19	6	23	6	9	9	-	-	88	22	138	33	171
Theft, breaking and entering, etc.	218	83	73	10	245	4	63	8	240	31	84	3	57	11	25	2	714	59	1,005	152	1,157
Unlawful use of motor vehicle	27	4	12	-	37	-	14	-	42	4	10	-	8	1	1	-	112	5	151	9	160
Other stealing	110	68	28	8	36	3	14	3	61	15	45	2	25	5	1	-	182	28	320	104	424
Receiving	31	9	7	2	17	-	7	1	25	4	14	1	11	3	-	-	74	9	112	20	132
Unlawful possession of property	-	1	-	-	1	-	-	-	1	-	1	-	-	-	-	-	1	1	1	2	3
Burglary and housebreaking	33	1	14	-	81	1	12	3	62	3	5	5	2	13	1	178	10	225	11	236	
Other breaking and entering	17	-	12	-	74	-	16	1	50	4	9	-	8	-	10	1	167	6	196	6	202
Property damage	36	4	21	3	16	1	11	2	24	6	25	2	20	4	4	-	100	15	157	22	179
Arson	15	2	6	1	9	1	3	-	13	4	4	-	3	1	4	-	36	6	57	9	66
Other property damage	21	2	15	2	7	-	8	2	11	2	21	2	17	3	-	-	64	9	100	13	113
Driving, traffic, etc.	3	-	3	1	4	-	1	-	1	-	15	-	-	-	-	-	21	-	27	1	28
Dangerous/negligent driving	3	-	3	1	4	-	1	-	1	-	15	-	-	-	-	-	21	-	27	1	28
Other driving, traffic, etc.	-	-	-	-	-	-	-	-	-	-	-	-	-	-	-	-	-	-	-	-	-
Other offences	26	5	9	1	99	4	10	-	20	5	16	2	6	-	-	-	151	11	186	17	203
Drugs, possession and use of	1	-	1	-	10	-	-	-	3	1	2	1	1	-	-	-	16	2	18	2	20
Drugs, trafficking	16	1	5	-	45	3	5	-	7	1	2	-	-	-	-	-	59	4	80	5	85
Drugs, other	3	-	1	-	14	-	1	-	1	2	-	-	-	-	-	-	17	1	21	1	22
Enforcement of order	5	4	1	1	30	1	4	-	10	2	3	1	3	-	-	-	50	4	56	9	65
Other offences	1	-	1	-	-	-	-	-	-	-	-	-	2	-	-	-	9	-	11	-	11
Total	476	111	223	26	709	22	119	12	398	66	224	15	153	30	52	3	1,655	148	2,354	285	2,639

M. Males. F. Females. P. Persons.

Table 9 - Higher Courts Appearances: Most Serious Offence Charged by Age, Queensland, 1983-84

Offence	Age (years)														Total										
	Under 18		18		19		20		21-24		25-29		30-39		40-49		50-59		60 and over		Not stated				
	M.	F.	M.	F.	M.	F.	M.	F.	M.	F.	M.	F.	M.	F.	M.	F.	M.	F.	M.	F.	P.				
Homicide etc.	3	1	4	-	8	1	6	-	20	2	16	2	13	1	9	2	1	1	-	8	2	89	12	101	
Murder	-	1	-	-	1	-	1	-	6	-	5	-	1	-	3	2	-	1	1	-	-	18	4	22	
Attempted murder	2	-	1	-	-	-	-	-	2	-	1	1	4	1	-	-	1	-	-	-	-	11	2	13	
Manslaughter (excluding driving)	-	-	1	-	2	1	-	-	4	-	4	-	1	-	2	-	-	-	-	-	-	14	1	15	
Manslaughter (driving)	-	-	-	-	-	-	-	-	-	-	-	-	-	-	-	-	-	-	-	-	-	-	-	-	
Dangerous driving causing death	1	-	2	-	5	-	5	-	8	1	6	1	6	-	4	-	-	-	-	-	8	2	45	4	49
Conspiracy to murder	-	-	-	-	-	-	-	-	1	-	1	-	-	-	-	-	-	-	-	-	-	1	1	2	
Assault etc.	24	-	19	-	38	1	27	1	75	8	69	3	116	7	48	2	24	1	8	-	91	2	539	25	564
Major assault	9	-	8	-	15	1	14	1	39	7	26	1	44	6	16	2	6	1	2	-	44	2	223	21	244
Minor assault	3	-	-	-	3	-	-	-	7	1	5	-	7	-	2	-	2	-	-	-	13	-	43	1	44
Rape	3	-	5	-	9	-	4	-	17	3	16	-	19	-	4	-	-	-	-	-	4	-	77	-	77
Other sexual offences	7	-	4	-	8	-	3	-	14	-	20	1	40	1	23	-	15	-	6	-	22	-	162	2	164
Other violation of persons	2	-	2	-	3	-	5	-	2	-	2	1	6	-	3	-	1	-	-	-	8	-	34	1	35
Robbery and extortion	24	2	16	1	11	-	19	1	34	1	33	2	25	2	8	-	1	-	-	1	-	172	9	181	
Robbery	24	2	16	1	11	-	19	1	33	1	32	2	24	2	8	-	1	-	-	1	-	169	9	178	
Extortion	-	-	-	-	-	-	-	-	1	-	1	-	1	-	-	-	-	-	-	-	-	3	-	3	
Fraud and misappropriation	1	1	1	2	5	2	4	1	23	6	21	5	37	9	28	4	11	1	-	-	55	15	186	46	232
Embezzlement	-	1	-	1	1	-	1	-	7	2	4	2	10	3	8	-	3	1	-	-	15	2	47	14	61
Fraud and forgery	1	-	1	1	5	1	4	-	16	4	17	3	27	6	20	4	8	-	-	-	40	13	139	32	171
Theft, breaking and entering, etc.	130	13	87	8	62	6	59	5	161	28	95	14	132	30	51	9	19	4	3	2	205	34	1,004	153	1,157
Unlawful use of motor vehicle	21	1	12	2	13	1	15	-	29	2	19	-	12	1	5	-	1	-	-	-	22	2	149	9	158
Other stealing	17	4	15	4	10	4	14	4	42	16	36	11	57	24	24	7	14	4	3	2	81	27	313	107	420
Receiving	9	3	11	1	2	-	6	-	17	6	13	2	23	5	8	1	2	-	-	-	20	1	111	19	130
Unlawful possession of property	-	-	-	-	-	-	-	-	-	-	-	-	-	-	-	-	-	-	-	-	-	-	1	1	2
Burglary and housebreaking	45	3	25	1	17	-	11	1	43	3	14	1	23	-	11	-	2	-	-	-	39	2	230	11	241
Other breaking and entering	38	2	24	-	20	1	13	-	30	1	13	-	16	-	3	-	-	-	-	-	43	2	200	6	206
Property damage	16	1	10	2	4	2	7	3	23	1	19	4	30	4	12	3	5	-	-	-	30	2	156	22	178
Arson	7	1	6	-	1	1	3	-	8	1	8	2	9	2	4	2	3	-	-	-	7	-	56	9	65
Other property damage	9	-	4	2	3	1	4	3	15	-	11	2	21	2	8	1	2	-	-	-	23	2	100	13	113
Driving, traffic, etc.	-	-	-	-	1	-	1	-	4	-	4	-	2	-	-	-	1	-	-	-	1	22	1	23	
Dangerous/negligent driving	-	-	-	-	1	-	1	-	4	-	4	-	2	-	-	-	1	-	-	-	1	22	1	23	
Other driving, traffic, etc.	-	-	-	-	-	-	-	-	-	-	-	-	-	-	-	-	-	-	-	-	-	-	-	-	-
Other offences	5	-	4	-	3	2	5	3	37	2	35	1	43	5	17	1	1	-	-	-	36	3	186	17	203
Drugs, possession and use of	-	-	1	-	1	-	1	-	2	-	3	1	4	1	3	-	1	-	-	-	4	-	17	2	19
Drugs, trafficking	-	-	-	-	1	1	1	-	22	1	21	-	24	2	5	-	1	-	-	-	5	-	81	5	86
Drugs, other	-	-	-	-	-	-	-	-	7	-	5	-	7	1	2	-	-	-	-	-	-	-	21	1	22
Enforcement of order	5	-	3	-	2	1	2	2	6	1	5	-	5	1	6	1	-	-	-	-	22	3	56	9	65
Other offences	-	-	-	-	-	-	1	-	-	-	1	-	3	-	1	-	-	-	-	-	5	-	11	-	11
Total	203	18	141	13	132	14	128	14	377	48	292	31	398	58	173	21	63	7	12	2	435	59	2,354	285	2,639

M. Males. F. Females. P. Persons.

Table 10 - Higher Courts Charges Heard: Offence by Outcome, Queensland, 1983-84

Offence	Unconvicted				Convicted												Total				
	No true bill etc.		Acquitted		Imprisoned		Community service		Placed on probation		Fined and/or ordered to pay money		Good behaviour bond		Children's Services order					Total	
	M.	F.	M.	F.	M.	F.	M.	F.	M.	F.	M.	F.	M.	F.	M.	F.	M.	F.	P.		
Homicide etc.	37	7	29	6	35	4	2	-	1	1	6	-	1	-	3	-	48	5	114	18	132
Murder	8	3	6	2	5	-	-	-	-	-	-	-	-	-	-	-	5	-	19	5	24
Attempted murder	12	2	8	3	4	-	-	-	1	-	-	-	-	2	-	-	7	-	27	5	32
Manslaughter (excluding driving)	3	-	2	-	13	2	-	-	1	-	-	-	1	-	-	-	14	3	19	3	22
Manslaughter (driving)	-	-	-	-	-	-	-	-	-	-	-	-	-	-	-	-	-	-	-	-	-
Dangerous driving causing death	13	1	13	1	12	2	2	-	-	-	6	-	-	-	-	-	20	2	46	4	50
Conspiracy to murder	1	1	-	-	1	-	-	-	-	-	-	-	-	1	-	-	2	-	3	1	4
Assault etc.	247	4	133	8	374	6	23	2	127	7	48	-	73	5	17	-	662	20	1,042	32	1,074
Major assault	71	1	67	6	87	6	17	2	32	4	21	-	28	5	4	-	189	17	327	24	351
Minor assault	42	2	20	-	38	-	2	-	23	2	10	-	7	-	3	-	83	2	145	4	149
Rape	37	-	14	-	55	-	-	-	-	-	-	-	-	5	-	-	60	-	111	-	111
Other sexual offences	62	1	25	2	167	-	3	-	64	-	13	-	34	-	5	-	286	-	373	3	376
Other violation of persons ..	35	-	7	-	27	-	1	-	8	1	4	-	4	-	-	-	44	1	86	1	87
Robbery and extortion	59	4	14	-	141	6	7	-	10	3	-	-	2	-	14	1	174	10	247	14	261
Robbery	56	4	14	-	140	6	6	-	10	3	-	-	2	-	14	1	172	10	242	14	256
Extortion	3	-	-	-	1	-	1	-	-	-	-	-	-	-	-	-	2	-	5	-	5
Fraud and misappropriation ..	365	51	112	11	786	7	58	-	150	188	158	17	108	17	-	-	1,260	229	1,737	291	2,028
Embezzlement	81	5	5	5	170	-	3	-	4	33	42	3	44	1	-	-	263	37	349	47	396
Fraud and forgery	284	46	107	6	616	7	55	-	146	155	116	14	64	16	-	-	997	192	1,388	244	1,632
Theft, breaking and entering, etc.	725	111	157	12	1,386	22	156	11	610	68	155	9	111	18	79	2	2,497	130	3,279	253	3,632
Unlawful use of motor vehicle ..	78	4	19	-	228	1	32	1	109	6	19	-	11	1	21	-	420	9	517	13	530
Other stealing	320	90	44	10	665	12	33	3	190	44	84	2	66	12	10	-	648	73	1,012	173	1,185
Receiving	51	14	12	2	63	1	10	1	41	7	19	6	15	3	-	-	148	18	211	34	245
Unlawful possession of property	4	1	-	-	3	-	-	-	4	1	3	-	-	-	-	-	10	1	14	2	16
Burglary and housebreaking ..	138	1	20	-	326	8	20	5	98	6	8	-	6	2	25	1	483	22	641	23	664
Other breaking and entering ..	134	1	62	-	501	-	61	1	168	4	22	1	13	-	23	1	788	7	984	8	992
Property damage	82	6	41	6	52	2	23	2	69	7	34	3	24	5	5	-	207	19	330	31	361
Arson	27	3	13	2	17	1	10	-	13	4	6	-	3	1	5	-	54	6	94	11	105
Other property damage	55	3	28	4	35	1	13	2	56	3	28	3	21	4	-	-	153	13	236	20	256
Driving, traffic, etc.	9	-	3	1	10	-	1	-	2	-	16	-	-	-	1	-	30	-	42	1	43
Dangerous/negligent driving ..	8	-	3	1	10	-	1	-	2	-	16	-	-	-	1	-	30	-	41	1	42
Other driving, traffic, etc. ..	1	-	-	-	-	-	-	-	-	-	-	-	-	-	-	-	-	-	1	-	1
Other offences	91	12	23	2	287	17	22	-	46	10	24	2	8	-	-	-	387	29	501	43	544
Drugs, possession and use of ..	27	3	5	-	82	4	6	-	17	4	6	1	2	-	-	-	113	9	145	12	157
Drugs, trafficking	36	1	11	1	128	11	8	-	14	1	3	-	-	-	-	-	153	12	200	14	214
Drugs, other	8	-	3	-	34	1	4	-	1	2	3	-	1	-	-	-	43	3	54	3	57
Enforcement of order	13	8	1	1	43	1	4	-	14	3	3	1	3	-	-	-	67	5	81	14	95
Other offences	7	-	3	-	-	-	-	-	-	-	9	-	2	-	-	-	11	-	21	-	21
Total	1,615	195	512	46	3,071	64	292	15	1,015	284	441	31	327	45	119	3	5,265	442	7,392	683	8,075

M. Males. F. Females. P. Persons.

Table 11 - Lower Courts: Appearances by Most Serious Offence Charged and Total Charges Heard by Offence, Queensland, 1983-84

Offence	Appearances			Charges heard		
	Magistrates Courts	Children's Courts	Total	Magistrates Courts	Children's Courts	Total
Homicide etc.	113	3	116	126	3	129
Murder and attempted murder ..	58	3	61	65	3	68
Manslaughter (excluding driving) ..	5	-	5	5	-	5
Other related offences	50	-	50	56	-	56
Assault etc.	3,612	198	3,810	5,729	320	6,049
Major assault	909	47	956	1,091	56	1,147
Minor assault	2,280	125	2,405	3,721	221	3,942
Rape	55	3	58	129	3	132
Other sexual offences	233	19	252	571	30	601
Other violation of persons	135	4	139	217	10	227
Robbery and extortion	166	24	190	225	27	252
Robbery	162	22	184	217	23	240
Extortion	4	2	6	8	4	12
Fraud and misappropriation	1,385	35	1,420	9,976	221	10,204
Embezzlement	120	2	122	510	2	512
Fraud and forgery (including currency) ..	1,265	33	1,298	9,466	221	9,692
Theft, breaking and entering, etc. ..	9,176	2,297	11,473	16,771	6,081	22,856
Unlawful use of motor vehicle	1,120	461	1,581	2,047	1,082	3,129
Other stealing	5,818	669	6,487	9,589	1,948	11,537
Receiving and unlawful possession	705	161	866	1,382	250	1,632
Burglary and housebreaking	677	378	1,055	1,490	843	2,333
Other breaking and entering	856	628	1,484	2,263	1,962	4,225
Property damage	1,353	117	1,470	2,203	395	2,598
Arson	57	3	60	71	5	76
Other property damage	1,296	114	1,410	2,132	390	2,522
Driving, traffic, etc.	93,665	738	94,403	109,501	1,380	110,881
Drink driving etc.	22,350	68	22,418	23,509	89	23,598
Dangerous/negligent driving	2,995	32	3,027	3,557	86	3,643
Licence offences	6,216	439	6,655	10,341	642	10,983
State Transport/Main Roads Act offences	14,642	167	14,809	15,781	244	16,025
Other driving, traffic, etc.	47,462	32	47,494	56,313	319	56,632
Other offences	58,202	517	58,719	68,328	856	69,184
Drug offences	6,918	133	7,051	11,203	211	11,414
Drunkenness	28,225	122	28,347	28,497	142	28,639
Offensive behaviour	4,806	157	4,963	6,340	247	6,587
Trespassing	168	18	186	259	41	300
Other vagrancy etc.	938	9	947	1,010	34	1,044
Firearm offences	461	16	477	733	50	783
Liquor offences	469	36	505	530	55	585
Other	16,217	26	16,243	19,756	76	19,832
Total	167,672	3,929	171,601	212,859	9,294	222,153

Table 12 - Magistrates Courts: Total Appearances and Appearances Resulting in Summary Convictions by Most Serious Offence Charged, Queensland, 1981-82 to 1983-84

Offence	Appearances			Summary convictions		
	1981-82	1982-83	1983-84	1981-82	1982-83	1983-84
<u>Homicide etc.</u>	<u>126</u>	<u>131</u>	<u>113</u>
Murder and attempted murder	63	65	58
Manslaughter (excluding driving)	9	11	5
Other related offences	54	55	50
<u>Assault etc.</u>	<u>3,893</u>	<u>3,604</u>	<u>3,612</u>	<u>2,133</u>	<u>2,081</u>	<u>1,965</u>
Major assault	784	855	909	512	492	566
Minor assault	2,685	2,293	2,280	1,491	1,427	1,283
Rape	95	71	55
Other sexual offences	210	226	233	60	75	66
Other violation of persons	119	159	135	70	87	74
<u>Robbery and extortion</u>	<u>100</u>	<u>144</u>	<u>166</u>
Robbery	97	140	162
Extortion	3	4	4
<u>Fraud and misappropriation</u>	<u>1,347</u>	<u>1,398</u>	<u>1,385</u>	<u>1,049</u>	<u>1,091</u>	<u>1,023</u>
Embezzlement	74	78	120	34	26	66
Fraud and forgery (including currency)	1,273	1,320	1,265	1,015	1,065	979
<u>Theft, breaking and entering, etc.</u>	<u>8,180</u>	<u>9,177</u>	<u>9,176</u>	<u>6,717</u>	<u>7,308</u>	<u>7,118</u>
Unlawful use of motor vehicle	739	942	1,120	596	743	844
Other stealing	5,471	6,027	5,818	4,766	5,033	4,752
Receiving and unlawful possession	610	731	705	438	499	509
Burglary and housebreaking	679	689	677	454	459	411
Other breaking and entering	681	788	856	463	574	602
<u>Property damage</u>	<u>1,294</u>	<u>1,325</u>	<u>1,353</u>	<u>1,118</u>	<u>1,069</u>	<u>1,102</u>
Arson	47	51	57
Other property damage	1,247	1,274	1,296	1,118	1,069	1,102
<u>Driving, traffic, etc.</u>	<u>85,861</u>	<u>89,802</u>	<u>93,665</u>	<u>74,972</u>	<u>77,229</u>	<u>83,719</u>
Drink driving etc.	18,733	18,380	22,350	18,493	18,150	22,157
Dangerous/negligent driving	2,725	2,502	2,995	2,567	2,359	2,816
Licence offences	4,945	5,361	6,216	4,768	5,132	5,924
State Transport/Main Roads Act offences	12,579	14,630	14,642	11,514	13,754	13,391
Other driving, traffic, etc.	46,879	48,929	47,462	37,630	37,834	39,431
<u>Other offences</u>	<u>55,565</u>	<u>57,985</u>	<u>58,202</u>	<u>24,534</u>	<u>28,225</u>	<u>26,234</u>
Drug offences	4,561	5,963	6,918	4,354	5,697	6,586
Drunkenness	31,222	27,971	28,225	6,717	5,203	3,123
Offensive behaviour	5,664	4,582	4,806	1,455	1,236	1,268
Trespassing	73	123	168	69	107	144
Other vagrancy etc.	754	842	938	709	785	882
Firearm offences	369	476	461	333	428	421
Liquor offences	599	550	469	541	520	438
Other	12,323	17,478	16,217	10,356	14,249	13,372
<u>Total</u>	<u>156,366</u>	<u>163,566</u>	<u>167,672</u>	<u>110,523</u>	<u>117,003</u>	<u>121,141</u>

Table 13 - Magistrates Courts: Charges Heard and Charges Resulting in Summary Convictions,
Queensland, 1981-82 to 1983-84

Offence	Charges heard			Summary convictions		
	1981-82	1982-83	1983-84	1981-82	1982-83	1983-84
<u>Homicide etc.</u>	<u>138</u>	<u>155</u>	<u>126</u>
Murder and attempted murder	69	71	65
Manslaughter (excluding driving)	10	12	5
Other related offences	59	72	56
<u>Assault etc.</u>	<u>5,473</u>	<u>5,484</u>	<u>5,729</u>	<u>3,019</u>	<u>3,111</u>	<u>3,052</u>
Major assault	901	1,020	1,091	551	550	615
Minor assault	3,870	3,640	3,721	2,268	2,343	2,273
Rape	126	121	129	-	-	-
Other sexual offences	387	464	571	114	115	64
Other violation of persons	189	239	217	86	103	100
<u>Robbery and extortion</u>	<u>143</u>	<u>168</u>	<u>225</u>
Robbery	135	162	217
Extortion	8	6	8
<u>Fraud and misappropriation</u>	<u>8,280</u>	<u>8,498</u>	<u>9,976</u>	<u>4,955</u>	<u>5,690</u>	<u>5,771</u>
Embezzlement	394	383	510	71	78	126
Fraud and forgery (including currency)	7,886	8,115	9,466	4,884	5,612	5,645
<u>Theft, breaking and entering, etc.</u>	<u>14,313</u>	<u>16,722</u>	<u>16,771</u>	<u>10,782</u>	<u>12,473</u>	<u>11,898</u>
Unlawful use of motor vehicle	1,302	1,811	2,047	950	1,313	1,427
Other stealing	9,050	9,820	9,589	7,414	8,182	7,589
Receiving and unlawful possession	1,022	1,225	1,382	689	793	937
Burglary and housebreaking	1,574	1,598	1,490	890	899	764
Other breaking and entering	1,365	2,268	2,263	839	1,286	1,181
<u>Property damage</u>	<u>2,035</u>	<u>2,136</u>	<u>2,203</u>	<u>1,665</u>	<u>1,605</u>	<u>1,747</u>
Arson	72	70	71
Other property damage	1,963	2,066	2,132	1,665	1,605	1,747
<u>Driving, traffic, etc.</u>	<u>98,494</u>	<u>103,725</u>	<u>109,501</u>	<u>85,995</u>	<u>89,871</u>	<u>98,459</u>
Drink driving etc.	19,311	19,370	23,509	18,908	18,988	23,117
Dangerous/negligent driving	3,166	2,987	3,557	2,951	2,769	3,320
Licence offences	7,794	8,375	10,341	7,520	8,057	9,944
State Transport/Main Roads Act offences	14,012	15,839	15,781	12,715	14,907	14,471
Other driving, traffic, etc.	54,211	57,154	56,313	43,901	45,150	47,607
<u>Other offences</u>	<u>61,661</u>	<u>65,821</u>	<u>68,328</u>	<u>29,285</u>	<u>34,702</u>	<u>34,716</u>
Drug offences	6,692	9,138	11,203	6,209	8,565	10,452
Drunkenness	31,402	28,204	28,497	6,827	5,349	3,285
Offensive behaviour	7,035	5,956	6,340	2,271	2,098	2,178
Trespassing	99	153	259	94	132	213
Other vagrancy etc.	841	928	1,010	782	845	939
Firearm offences	630	661	733	580	590	640
Liquor offences	646	625	530	580	588	490
Other	14,316	20,156	19,756	11,942	16,535	16,519
<u>Total</u>	<u>190,537</u>	<u>202,709</u>	<u>212,859</u>	<u>135,701</u>	<u>147,452</u>	<u>155,643</u>

Table 14 - Magistrates Courts Appearances: Most Serious

Offence	Total appearances		Type of outcome							
			Discharged or withdrawn		Bail estreated		Committed for sentence or trial		Summarily convicted	
	M.	F.	M.	F.	M.	F.	M.	F.	M.	F.
Homicide etc.	99	14	7	2	92	12
Murder	23	6	-	-	23	6
Attempted murder	27	2	4	-	23	2
Manslaughter	5	-	1	-	4	-
Other related offences	44	6	2	2	42	4
Assault etc.	3,294	318	295	26	731	72	515	28	1,753	192
Major assault	834	75	108	10	9	-	214	24	503	41
Minor assault	2,048	232	156	14	720	72	35	-	1,137	146
Rape	55	-	4	-	51	-
Other sexual offences	229	4	18	1	2	-	165	3	44	-
Other violation of persons	128	7	9	1	-	-	50	1	69	5
Robbery and extortion	157	9	1	-	156	9
Robbery	153	9	-	-	153	9
Extortion and blackmail	4	-	1	-	3	-
Fraud and misappropriation	1,055	330	57	20	7	8	221	49	770	253
Embezzlement	98	22	8	1	1	1	55	10	34	10
False pretences	743	229	35	14	4	6	126	28	578	181
Other fraud etc.	214	79	14	5	2	1	40	11	158	62
Theft, breaking and entering, etc.	5,937	2,239	290	67	214	207	1,090	190	5,343	1,775
Unlawful use of motor vehicle	1,025	95	50	6	8	1	197	14	770	74
Other stealing	3,836	1,982	125	51	193	202	356	139	3,162	1,590
Unlawful possession	242	22	50	2	6	2	4	3	182	15
Receiving	381	60	22	5	3	2	79	18	277	35
Burglary	188	10	5	-	-	-	92	5	91	5
Other breaking and/or entering dwelling	438	41	15	3	1	-	138	7	284	31
Breaking, entering, etc. other building	827	29	23	-	3	-	224	4	577	25
Property damage	1,262	91	48	9	41	2	133	18	1,040	62
Arson	51	6	1	-	50	6
Other property damage	1,211	85	47	9	41	2	83	12	1,040	62
Driving, traffic, etc.	81,510	10,155	8,726	1,129	50	9	32	-	74,702	9,017
Drink driving etc.	20,853	1,497	173	19	1	-	-	-	20,679	1,478
Dangerous/negligent driving	2,648	347	135	10	2	-	32	-	2,479	337
Driving licence offences	5,790	426	262	20	10	-	-	-	5,518	406
State Transport/Main Roads Act offences	13,982	660	1,214	35	2	-	-	-	12,766	625
Other driving, traffic, etc.	40,237	7,225	6,942	1,045	35	9	-	-	33,260	6,171
Other offences	49,625	8,577	2,988	728	25,456	2,629	152	15	21,029	5,205
Drug offences	5,966	952	128	34	33	18	110	9	5,695	891
Drunkenness	25,207	3,018	527	99	22,133	2,343	-	-	2,547	576
Other offensive behaviour, trespassing, and vagrancy	4,735	1,177	86	32	3,241	257	2	-	1,406	888
Firearm etc. offences	455	6	31	1	8	-	-	-	416	5
Liquor offences	408	61	16	4	9	2	-	-	383	55
Other	12,854	3,363	2,200	558	32	9	40	6	10,582	2,790
Total	145,939	21,733	12,412	1,981	26,499	2,927	2,391	321	104,637	16,504

(a) Where more than one punishment has been imposed for one appearance, the defendant has been shown under the most serious

Office Charged by Outcome and Punishment, Queensland, 1983-84

Summary convictions - punishments imposed (a)

Imprisoned		Community Service		Placed on probation		Fined and/or ordered to pay money		Fined and licence disqualified or licence disqualified		Bond of good behaviour recognizance		Convicted not punished	
M.	F.	M.	F.	M.	F.	M.	F.	M.	F.	M.	F.	M.	F.
**	**	**	**	**	**	**	**	**	**	**	**	**	**
**	**	**	**	**	**	**	**	**	**	**	**	**	**
**	**	**	**	**	**	**	**	**	**	**	**	**	**
**	**	**	**	**	**	**	**	**	**	**	**	**	**
**	**	**	**	**	**	**	**	**	**	**	**	**	**
146	4	56	5	79	15	1,283	138	2	-	171	27	16	3
82	3	23	1	26	9	308	23	1	-	61	4	2	1
54	1	29	4	31	5	911	112	1	-	98	22	13	2
**	**	**	**	**	**	**	**	**	**	**	**	**	**
3	-	2	-	15	-	16	-	-	**	8	-	-	**
7	-	2	-	7	1	48	3	-	-	4	1	1	-
**	**	**	**	**	**	**	**	**	**	**	**	**	**
**	**	**	**	**	**	**	**	**	**	**	**	**	**
**	**	**	**	**	**	**	**	**	**	**	**	**	**
81	8	26	4	55	45	556	159	-	-	51	37	1	-
2	-	3	1	9	7	18	2	-	-	1	-	1	-
68	5	22	3	39	31	411	114	-	-	38	28	-	-
11	3	1	-	7	7	127	43	-	-	12	9	-	-
665	24	400	50	683	220	3,088	1,164	159	1	336	309	12	7
213	3	64	5	121	18	255	32	86	1	31	13	-	2
172	10	164	36	330	176	2,175	1,093	62	-	250	271	9	4
21	-	6	1	15	2	124	9	2	-	14	3	-	-
11	1	16	1	33	6	193	13	1	-	21	13	2	1
31	-	5	1	21	3	30	1	2	-	2	-	-	-
90	5	39	5	53	7	96	10	1	-	4	4	1	-
127	5	106	1	110	8	215	6	5	-	14	5	-	-
50	5	61	1	57	4	817	46	4	-	47	5	4	1
**	**	**	**	**	**	**	**	**	**	**	**	**	**
50	5	61	1	57	4	817	46	4	-	47	5	4	1
676	16	458	26	33	5	51,682	7,443	21,794	1,500	5	1	54	26
236	8	223	22	6	7	11	1	20,202	1,444	1	-	-	-
27	-	23	-	14	1	1,892	318	517	17	1	1	5	-
401	8	200	4	13	-	3,908	356	983	37	2	-	11	1
2	-	3	-	-	-	12,751	623	3	-	-	-	7	2
10	-	9	-	-	-	33,120	6,146	89	2	1	-	31	23
607	46	237	39	292	107	17,421	4,413	8	1	96	30	2,368	569
225	17	188	36	237	101	4,987	713	8	1	45	22	5	1
9	1	-	-	-	-	322	31	-	-	1	-	2,215	544
90	3	12	-	21	2	1,151	860	-	-	28	3	104	20
31	-	15	-	22	-	326	4	-	-	18	1	4	-
-	-	1	-	-	-	378	55	-	-	1	-	3	-
252	25	21	3	12	4	10,257	2,750	-	-	3	4	37	4
2,225	103	1,238	125	1,199	396	74,847	13,363	21,967	1,502	706	409	2,455	606

punishment only. M. Males. F. Females.

Table 15 - Magistrates Courts Charges Heard:

Offence	Total charges heard		Type of outcome							
			Discharged or withdrawn		Bail estreated		Committed for sentence or trial		Summarily Convicted	
	M.	F.	M.	F.	M.	F.	M.	F.	M.	F.
Homicide etc.	110	16	11	3	99	13
Murder	74	6	-	-	74	6
Attempted murder	31	4	7	1	24	3
Manslaughter	5	-	1	-	4	-
Other related offences	50	6	3	2	47	4
Assault etc.	5,270	459	530	51	877	94	1,090	35	2,773	279
Major assault	1,008	83	133	12	10	-	294	27	571	44
Minor assault	3,360	361	308	36	865	94	144	1	2,043	230
Rape	129	-	8	-	121	-
Other sexual offences	565	6	65	2	2	-	434	4	64	-
Other violation of persons	208	9	16	1	-	-	97	3	95	5
Robbery and extortion	214	11	6	-	208	11
Robbery	206	11	2	-	204	11
Extortion and blackmail	8	-	4	-	4	-
Fraud and misappropriation	6,336	3,640	279	174	13	13	1,940	1,786	4,104	1,667
Embezzlement	431	79	26	1	2	1	307	47	96	30
False pretences	4,696	2,510	182	74	6	9	1,253	1,226	3,255	1,201
Other fraud etc.	1,209	1,051	71	99	5	3	380	513	753	436
Theft, breaking and entering, etc. ..	13,703	3,068	651	91	268	219	3,379	285	9,425	2,473
Unlawful use of motor vehicle	1,904	143	81	7	11	1	501	19	1,311	116
Other stealing	6,967	2,622	284	65	220	214	1,011	206	5,452	2,137
Unlawful possession	512	38	127	4	7	2	12	3	366	29
Receiving	727	105	58	9	4	2	189	28	476	66
Burglary	388	23	13	-	-	-	199	7	176	16
Other breaking and/or entering dwelling	989	90	31	5	3	-	458	10	497	75
Breaking, entering, etc. other building	2,216	47	57	1	3	-	1,009	12	1,147	34
Property damage	2,074	129	88	10	45	2	285	26	1,656	91
Arson	65	6	1	-	64	6
Other property damage	2,009	123	87	10	45	2	221	20	1,656	91
Driving, traffic, etc.	98,122	11,379	9,653	1,260	76	11	42	-	88,351	10,108
Drink driving etc.	21,973	1,536	359	31	2	-	-	-	21,612	1,505
Dangerous/negligent driving	3,190	367	179	14	3	-	41	-	2,967	353
Driving licence offences	9,695	646	353	29	14	-	1	-	9,327	617
State Transport/Main Roads Act offences	15,057	724	1,269	39	2	-	-	-	13,786	685
Other driving, traffic, etc.	48,207	8,106	7,493	1,147	55	11	-	-	40,659	6,948
Other offences	58,491	9,837	3,627	847	26,023	2,681	394	40	28,447	6,269
Drug offences	9,666	1,537	274	60	43	23	321	30	9,028	1,424
Drunkenness	25,451	3,046	545	101	22,222	2,344	-	-	2,684	601
Other offensive behaviour, trespassing, and vagrancy	6,208	1,401	199	83	3,691	301	5	-	2,313	1,017
Firearm etc. offences	726	7	76	1	10	-	6	-	634	6
Liquor offences	457	73	21	4	13	2	-	-	423	67
Other	15,983	3,773	2,512	598	44	11	62	10	13,365	3,154
Total	184,320	28,539	14,845	2,436	27,282	3,020	7,437	2,196	134,756	20,887

(a) Where more than one punishment has been imposed for one charge, the defendant has been shown under the most serious

Proven offences

victed

Convicted

Table 16 - Magistrates Courts Appearances Resulting in Imprisonment (a): Most Serious Offence by Duration of Sentence, Queensland, 1983-84

Offence	Week-end detention		Under 7 days		7 days and under 1 month		1 month and under 3 months		3 months and under 6 months		6 months and under 9 months		9 months and over		Total			
	M.	F.	M.	F.	M.	F.	M.	F.	M.	F.	M.	F.	M.	F.	M.	F.		
	Homicide etc.	
Murder		
Attempted murder		
Manslaughter		
Other related offences		
Assault etc.	3	-	-	9	-	54	1	56	2	17	1	7	-	146	4	
Major assault	1	-	-	5	-	25	1	34	1	12	1	5	-	82	3	
Minor assault	2	-	-	3	-	24	-	18	1	5	-	2	-	54	1	
Rape	
Other sexual offences	-	-	-	1	-	1	-	1	-	-	-	-	-	3	-	
Other violation of persons	-	-	-	-	-	4	-	3	-	-	-	-	-	7	-	
Robbery and extortion	
Robbery	
Extortion and blackmail	
Fraud and misappropriation	-	-	3	-	2	-	21	4	18	2	27	1	10	1	81	8
Embezzlement	-	-	-	-	-	-	1	-	-	-	-	-	-	2	-	
False pretences	-	-	1	-	2	-	18	3	16	1	22	-	9	1	68	5
Other fraud etc.	-	-	2	-	-	-	2	1	4	1	1	-	-	11	3	
Theft, breaking and entering, etc.	5	-	6	1	48	1	185	11	194	6	147	5	80	-	665	24
Unlawful use of motor vehicle	-	-	1	-	12	-	42	1	67	-	57	2	34	-	213	3
Other stealing	4	-	2	1	21	1	71	3	42	3	25	2	7	-	172	10
Unlawful possession	-	-	1	-	3	-	10	-	6	-	1	-	-	-	21	-
Receiving	-	-	1	-	3	-	4	1	1	-	-	-	2	-	11	1
Burglary	-	-	-	-	1	-	7	-	5	-	11	-	7	-	31	-
Other breaking and/or entering dwelling	1	-	1	-	4	-	26	3	29	1	20	1	9	-	90	5
Breaking, entering, etc. other building	-	-	-	-	4	-	25	3	44	2	33	-	21	-	127	5
Property damage	-	-	2	-	7	-	19	2	11	3	9	-	2	-	50	5
Arson
Other property damage	-	-	2	-	7	-	19	2	11	3	9	-	2	-	50	5
Driving, traffic, etc.	75	4	11	1	47	2	160	3	228	4	109	2	46	-	676	16
Drink driving etc.	35	3	6	1	27	1	62	2	83	1	20	-	3	-	236	8
Dangerous/negligent driving	2	-	1	-	2	-	7	-	9	-	4	-	2	-	27	-
Driving licence offences	38	1	1	-	15	1	89	1	132	3	85	2	41	-	401	8
State Transport/Main Roads Act offences	-	-	1	-	-	-	1	-	-	-	-	-	-	-	2	-
Other driving, traffic, etc.	-	-	2	-	3	-	1	-	4	-	-	-	-	-	10	-
Other offences	6	2	38	11	124	10	179	11	158	5	57	6	45	1	607	46
Drug offences	2	1	-	-	20	1	46	6	81	4	44	4	32	1	225	17
Drunkenness	-	-	7	-	2	1	-	-	-	-	-	-	-	-	9	1
Other offensive behaviour, trespassing, and vagrancy	-	-	8	3	28	-	38	-	16	-	-	-	-	-	90	3
Firearm etc. offences	2	-	-	-	7	-	5	-	14	-	1	-	2	-	31	-
Liquor offences	-	-	-	-	-	-	-	-	-	-	-	-	-	-	-	-
Other	2	1	23	8	67	8	90	5	47	1	12	2	11	-	252	25
Total	89	6	60	13	237	13	618	32	665	22	366	15	190	2	2,225	103

(a) Including imprisoned (single, concurrent, and cumulative) (1,361), imprisoned and probation (144), imprisoned and fined or ordered to pay money (122), imprisoned and licence disqualified (693), imprisoned and other orders (8). M. Males. F. Females.

Table 17 - Magistrates Courts Charges Resulting in a Fine (a): Offence by Amount of Fine, Queensland, 1983-84

Offence	Under \$20		\$20 and under \$50		\$50 and under \$100		\$100 and under \$200		\$200 and under \$500		\$500 and over		Total	
	M.	F.	M.	F.	M.	F.	M.	F.	M.	F.	M.	F.	M.	F.
	Homicide etc.
Murder
Attempted murder
Manslaughter
Other related offences
Assault etc. ..	19	4	396	74	705	79	527	31	352	16	19	-	2,018	204
Major assault ..	-	-	-	-	24	3	105	8	187	12	10	-	326	23
Minor assault ..	19	4	391	74	659	74	391	22	144	4	9	-	1,613	178
Rape
Other sexual offences ..	-	-	2	-	3	-	10	-	4	-	-	-	19	-
Other violation of persons ..	-	-	3	-	19	2	21	1	17	-	-	-	60	3
Robbery and extortion
Robbery
Extortion and blackmail
Fraud and misappropriation ..	63	51	419	78	752	111	358	88	240	55	164	19	1,996	402
Embezzlement ..	-	-	-	-	16	-	10	3	4	-	-	-	30	3
False pretences ..	48	32	359	53	604	84	268	80	221	33	157	19	1,657	301
Other fraud etc. ..	15	19	60	25	132	27	80	5	15	22	7	-	309	98
Theft, breaking and entering, etc. ..	67	6	502	299	1,541	652	1,503	368	738	44	58	7	4,409	1,336
Unlawful use of motor vehicle ..	-	-	10	16	61	9	141	13	210	12	17	1	439	51
Other stealing ..	20	6	390	234	1,226	627	1,061	336	268	27	22	6	2,987	1,236
Unlawful possession ..	46	-	43	4	110	9	28	3	14	-	3	-	244	16
Receiving ..	-	-	30	5	84	4	73	8	74	-	2	-	263	17
Burglary ..	-	-	-	-	3	-	20	-	17	1	3	-	43	1
Other breaking and/or entering dwelling ..	1	-	2	-	13	1	53	6	57	1	4	-	130	8
Breaking, entering, etc. other building ..	-	-	27	-	44	2	127	2	98	3	7	-	303	7
Property damage ..	17	1	88	7	373	21	383	16	136	10	12	-	1,009	55
Arson
Other property damage ..	17	1	88	7	373	21	383	16	136	10	12	-	1,009	55
Driving, traffic, etc. ..	9,597	2,581	21,378	3,376	20,795	2,081	13,435	871	18,448	1,041	2,379	47	86,032	9,997
Drink driving etc. ..	-	-	1	-	122	17	4,482	430	14,752	986	1,523	32	20,880	1,465
Dangerous/negligent driving ..	6	1	174	43	1,261	217	938	77	443	9	23	-	2,845	347
Driving licence offences ..	161	26	1,112	121	3,099	259	2,665	136	694	32	581	15	8,312	589
State Transport/Main Roads Act offences ..	153	27	2,496	213	5,149	355	3,131	74	2,392	9	245	-	13,566	678
Other driving, traffic, etc. ..	9,277	2,527	17,595	2,999	11,164	1,233	2,219	154	167	5	7	-	40,429	6,918
Other offences ..	783	140	6,555	2,133	5,370	832	4,120	794	5,279	1,156	649	49	22,756	5,104
Drug offences ..	8	-	121	27	1,207	209	1,909	294	3,956	514	403	25	7,644	1,069
Drunkenness ..	214	26	135	6	2	-	-	-	-	-	-	-	351	32
Other offensive behaviour, trespassing, and vagrancy ..	153	38	877	148	644	71	155	174	70	528	1	10	1,900	969
Firearm etc. offences ..	1	-	23	-	133	-	176	4	112	1	1	-	446	5
Liquor offences ..	49	10	126	16	124	18	101	19	15	4	3	-	418	67
Other ..	358	66	5,273	1,936	3,260	534	1,739	303	1,126	109	241	14	11,997	2,962
Total ..	10,546	2,783	29,338	5,927	29,536	3,776	20,326	2,168	25,193	2,322	3,281	122	118,220	17,098

(a) Including fined (105,557), fined and imprisoned (8), fined and ordered to pay money (5,018), fined and licence disqualified (24,727), and fined and placed on good behaviour bond, etc. (8). M. Males. F. Females.

Table 18 - Magistrates Courts Appearances: Most Serious

Offence	Brisbane		Moreton		Wide Bay-Burnett		Darling Downs		South-West	
	M.	F.	M.	F.	M.	F.	M.	F.	M.	F.
Homicide etc. ..	36	7	12	2	4	1	4	1	3	-
Murder ..	8	2	-	-	-	-	1	1	2	-
Attempted murder ..	14	1	2	1	1	-	-	-	-	-
Manslaughter ..	-	-	-	-	-	-	-	-	-	-
Other related offences ..	14	4	10	1	3	1	3	-	1	-
Assault etc. ..	1,516	150	210	9	145	15	180	18	100	9
Major assault ..	371	35	35	-	37	3	57	3	16	2
Minor assault ..	971	111	146	9	89	11	90	15	78	7
Rape ..	18	-	3	-	3	-	6	-	1	-
Other sexual offences ..	118	1	20	-	9	-	16	-	3	-
Other violation of persons ..	38	3	6	-	7	1	11	-	2	-
Robbery and extortion ..	86	8	20	1	2	-	4	-	-	-
Robbery ..	83	8	20	1	2	-	3	-	-	-
Extortion and blackmail ..	3	-	-	-	-	-	1	-	-	-
Fraud and misappropriation ..	596	183	109	47	34	12	79	15	9	1
Embezzlement ..	87	16	4	2	-	1	2	1	-	-
False pretences ..	395	128	79	40	30	8	67	12	3	-
Other fraud etc. ..	114	39	26	5	4	3	10	2	6	1
Theft, breaking and entering, etc. ..	3,293	1,384	764	289	360	72	461	113	108	13
Unlawful use of motor vehicle ..	425	38	130	14	87	14	45	4	23	-
Other stealing ..	1,939	1,268	446	255	162	48	282	103	52	8
Unlawful possession ..	108	13	29	4	11	3	16	-	6	-
Receiving ..	174	29	28	10	19	5	26	1	7	3
Burglary ..	93	5	19	2	3	-	3	1	-	-
Other breaking and/or entering dwelling ..	205	22	61	3	24	-	25	3	4	2
Breaking, entering, etc. other building ..	349	9	51	1	54	2	64	1	16	-
Property damage ..	494	38	112	4	70	3	98	4	25	6
Arson ..	26	3	4	1	2	-	4	-	-	-
Other property damage ..	468	35	108	3	68	3	94	4	25	6
Driving, traffic, etc. ..	45,527	5,688	11,790	1,953	3,171	253	4,374	479	747	48
Drink driving etc. ..	11,077	962	2,093	156	1,017	76	837	47	227	10
Dangerous/negligent driving ..	1,070	138	369	39	193	31	216	34	51	5
Driving licence offences ..	2,400	143	545	34	457	33	359	28	126	15
State Transport/bain Roads Act offences ..	6,529	253	1,792	128	600	19	1,109	36	214	3
Other driving, traffic, etc. ..	24,451	4,192	6,991	1,596	904	94	1,853	334	129	15
Other offences ..	25,350	5,044	3,540	448	2,695	669	1,698	120	904	79
Drug offences ..	2,477	429	1,118	166	275	42	237	31	34	3
Drunkenness ..	9,805	884	1,546	48	1,711	522	936	58	628	56
Other offensive behaviour, trespassing, and vagrancy ..	2,780	759	379	188	203	32	197	14	129	13
Firearm etc. offences ..	161	3	43	1	19	1	40	-	11	-
Liquor offences ..	87	15	14	1	45	7	53	5	28	2
Other ..	10,040	2,954	440	44	442	65	235	12	74	5
Total ..	76,898	12,502	16,557	2,753	6,481	1,025	6,898	750	1,896	156

M. Males. F. Females. P. Persons.

Office Charged by Statistical Division of Appearance, Queensland, 1983-84

Fitzroy		Central-West		Mackay		Northern		Far North		North-West		Queensland		
M.	F.	M.	F.	M.	F.	M.	F.	M.	F.	M.	F.	M.	F.	P.
8	1	-	-	5	-	10	1	14	-	3	1	99	14	113
3	1	-	-	-	-	3	1	4	-	2	1	23	6	29
1	-	-	-	1	-	2	-	5	-	1	-	27	2	29
2	-	-	-	-	-	2	-	1	-	-	-	5	-	5
2	-	-	-	4	-	3	-	4	-	-	-	44	6	50
214	13	39	2	120	9	214	23	379	57	177	13	3,294	318	3,612
66	2	11	-	17	1	53	8	112	18	59	3	834	75	909
123	10	23	1	78	8	126	13	231	37	93	10	2,048	232	2,280
1	-	1	-	3	-	13	-	4	-	2	-	55	-	55
15	1	2	-	8	-	12	2	18	-	8	-	229	4	233
9	-	2	1	14	-	10	-	14	2	15	-	128	7	135
4	-	-	-	8	-	21	-	8	-	4	-	157	9	166
4	-	-	-	8	-	21	-	8	-	4	-	153	9	162
-	-	-	-	-	-	-	-	-	-	-	-	4	-	4
50	18	4	2	34	5	59	15	68	27	13	5	1,055	330	1,385
1	-	-	-	-	1	3	1	1	-	-	-	98	22	120
40	10	3	-	25	2	44	9	47	15	10	5	743	229	972
9	8	1	2	9	2	12	5	20	12	3	-	214	79	293
455	79	32	2	245	56	396	120	595	90	228	21	6,937	2,239	9,176
79	4	5	-	27	2	58	9	105	6	41	4	1,025	95	1,120
233	70	15	2	142	48	202	98	280	69	83	13	3,836	1,982	5,818
9	-	3	-	18	1	13	1	27	-	2	-	242	22	264
21	2	2	-	15	1	25	3	19	6	45	-	381	60	441
15	-	1	-	9	-	16	1	13	-	16	1	188	10	198
24	1	3	-	13	4	20	2	47	2	12	2	438	41	479
74	2	3	-	21	-	62	6	104	7	29	1	827	29	856
124	5	16	1	47	2	103	9	129	14	44	5	1,262	91	1,353
3	-	-	-	1	-	3	1	5	1	3	-	51	6	57
121	5	16	1	46	2	100	8	124	13	41	5	1,211	85	1,296
5,392	435	338	14	2,512	146	4,403	490	3,829	451	1,427	198	83,510	10,155	93,665
1,389	55	85	2	816	28	1,497	77	1,414	73	401	11	20,853	1,497	22,350
148	25	14	5	140	14	175	17	228	34	44	5	2,648	347	2,995
473	32	31	3	256	28	451	44	499	51	193	15	5,790	426	6,216
1,307	60	163	1	661	23	799	61	602	58	206	18	13,982	660	14,642
2,075	263	45	3	639	53	1,481	291	1,086	235	583	149	40,237	7,225	47,462
3,089	275	311	26	1,646	59	2,930	411	5,183	862	2,279	584	49,625	8,577	58,202
368	48	17	4	271	28	382	73	664	113	123	20	5,966	952	6,918
2,133	173	212	17	1,000	16	1,684	180	3,637	600	1,915	464	25,207	3,018	28,225
254	35	43	5	112	4	191	35	327	39	120	53	4,735	1,177	5,912
37	-	8	-	19	1	37	-	55	-	25	-	455	6	461
36	4	7	-	27	3	57	6	49	14	5	4	408	61	469
261	20	24	-	217	7	579	117	451	96	91	43	12,854	3,363	16,217
9,336	826	740	47	4,617	277	8,136	1,069	10,205	1,501	4,175	827	145,939	21,733	167,672

Table 19 - Children's Courts, Queensland, 1978-79 to 1983-84
 (Source: Annual Report of the Department of Children's Services)

Particulars	1978-79	1979-80	1980-81	1981-82	1982-83	1983-84
Appearances						
Applications for care and control	321	303	388	356	278	254
Likely to fall into a life of vice or crime	99	86	153	145	50	34
Exposed to moral danger	15	7	7	2	3	6
Uncontrollable	207	210	228	208	225	214
Applications for care and protection	146	220	253	348	385	562
Neglected	75	123	135	255	343	500
Other unfit guardianship	42	70	75	52	34	35
Likely to fall into a life of vice or crime	12	13	28	26	4	-
Other	17	14	15	15	4	27
Outcome of applications	467	523	641	704	663	816
Order refused or revoked	37	43	72	93	129	162
Committed into care and control	175	159	157	128	92	92
Ordered into care and protection	134	199	214	271	317	404
Placed under supervision	93	81	154	143	67	57
Placed under protective supervision	28	39	44	69	57	99
Other	-	2	-	-	1	2
Offences (most serious offence charged)	3,474	3,048	3,315	3,567	3,874	3,929
Homicide, assault, etc.	175	186	197	207	187	201
Robbery and extortion	14	3	10	1	21	24
Fraud and misappropriation	46	57	53	61	22	35
Theft, breaking and entering, etc.	1,902	1,631	1,851	2,116	2,266	2,297
Unlawful use of motor vehicle	539	463	492	592	441	461
Burglary, breaking and entering	603	486	629	705	1,063	1,006
Other stealing etc.	760	682	730	819	762	830
Property damage	133	85	98	103	137	117
Driving, traffic, etc.	833	755	700	717	765	738
Unlicensed driving	503	436	408	448	471	439
Other driving, traffic, etc.	330	319	292	269	294	299
Other offences	371	331	406	362	476	517
Outcome (most serious offence charged)	3,474	3,048	3,315	3,567	3,874	3,929
Discharged or withdrawn	139	151	121	122	111	86
Committed for sentence or trial	68	60	64	46	111	96
Offence proven - unconvicted	2,411	2,137	2,438	2,758	2,837	3,032
Offence proven - convicted	856	700	692	641	815	715
Charges heard						
Offences	8,019	6,531	7,323	8,272	9,314	9,294
Homicide, assault, etc.	220	233	250	309	319	323
Robbery and extortion	15	4	11	1	21	27
Fraud and misappropriation	95	126	146	102	151	228
Theft, breaking and entering, etc.	5,392	4,091	4,783	5,630	6,247	6,085
Unlawful use of motor vehicle	1,028	825	856	1,122	1,066	1,082
Burglary, breaking and entering	2,593	1,761	2,395	2,672	2,993	2,805
Other stealing etc.	1,771	1,505	1,532	1,836	2,188	2,198
Property damage	340	273	246	328	331	395
Driving, traffic, etc.	1,434	1,318	1,297	1,304	1,495	1,380
Unlicensed driving	655	570	581	620	695	642
Other driving, traffic, etc.	779	748	716	684	800	738
Other offences	523	486	590	598	750	856
Outcomes	8,019	6,531	7,323	8,272	9,314	9,294
Discharged or withdrawn	249	266	213	235	276	225
Committed for sentence or trial	107	101	126	91	298	200
Offence proven - unconvicted	6,148	4,864	5,517	6,457	6,966	7,189
Offence proven - convicted	1,515	1,300	1,467	1,489	1,774	1,680
Children dealt with	2,947	2,640	2,777	3,056	3,129	3,300
Males	2,531	2,748	2,304	2,499	2,593	2,606
Females	416	392	473	557	536	694

Table 20 - Children's Courts Appearances (Applications) (a): Type of Application by Outcome, Queensland, 1983-84
(Source: Annual Report of the Department of Children's Services)

Type of application	Order refused		Order revoked		Committed into care and control		Ordered into care and protection		Placed under supervision		Placed under protective supervision		Parents ordered into a recognizance		Other		Total				
	M.	F.	M.	F.	M.	F.	M.	F.	M.	F.	M.	F.	M.	F.	M.	F.	M.	F.	P.		
<u>Destitute or homeless</u> ..	-	-	-	-	-	-	-	-	-	-	-	-	-	-	-	-	-	-	-	-	
Begging in public place ..	-	-	-	-	-	-	-	-	-	-	-	-	-	-	-	-	-	-	-	-	
Abandoned/loitering, no fixed abode ..	-	-	-	-	-	-	-	-	-	-	-	-	-	-	-	-	-	-	-	-	
<u>Exposed to moral danger</u> ..	-	-	-	-	-	-	2	8	-	-	-	-	-	-	-	-	-	-	-	-	
Exposed to moral danger ..	-	-	-	-	-	-	2	7	-	-	-	-	-	-	-	-	-	-	2	8	
Falling in with bad associates ..	-	-	-	-	-	-	-	1	-	-	-	-	-	-	-	-	-	-	2	7	
Likely to fall into a life of vice or crime ..	-	-	-	-	-	-	-	-	-	-	-	-	-	-	-	-	-	-	-	1	
Living with a person convicted of incest ..	-	-	-	-	-	-	-	-	-	-	-	-	-	-	-	-	-	-	-	-	
On licensed etc. premises ..	-	-	-	-	-	-	-	-	-	-	-	-	-	-	-	-	-	-	-	-	
Served with liquor on licensed etc. premises ..	-	-	-	-	-	-	-	-	-	-	-	-	-	-	-	-	-	-	-	-	
<u>Unfit guardianship</u> ..	10	7	25	27	-	1	173	196	-	-	51	44	-	-	1	-	-	-	260	275	535
In custody of unfit person ..	1	-	1	-	-	-	6	4	-	-	-	-	-	-	-	-	-	-	8	4	12
Neglected child ..	9	6	19	24	-	-	162	184	-	-	-	-	-	-	-	-	-	-	242	258	500
Exposed to physical danger ..	-	1	4	3	-	1	5	7	-	-	51	44	-	-	1	-	-	-	9	12	21
Guardian guilty of endangering life ..	-	-	-	-	-	-	-	1	-	-	-	-	-	-	-	-	-	-	-	-	-
Living with unfit person ..	-	-	1	-	-	-	-	-	-	-	-	-	-	-	-	-	-	-	-	1	1
Deserted by parents ..	-	-	-	-	-	-	-	-	-	-	-	-	-	-	-	-	-	-	-	1	1
Kept from school by guardian ..	-	-	-	-	-	-	-	-	-	-	-	-	-	-	-	-	-	-	-	-	-
In need of assistance due to poverty ..	-	-	-	-	-	-	-	-	-	-	-	-	-	-	-	-	-	-	-	-	-
<u>Trouncy</u> ..	-	-	-	-	-	-	-	-	-	-	-	-	-	-	-	-	-	-	-	-	-
Regularly absents himself from school ..	-	-	-	-	-	-	-	-	-	-	-	-	-	-	-	-	-	-	-	-	-
<u>Uncontrolled</u> ..	10	9	19	28	41	36	10	9	28	20	2	2	-	-	-	-	-	-	110	104	214
<u>Criminal misconduct</u> ..	4	3	7	1	10	4	2	-	8	1	-	-	-	-	-	-	-	-	31	9	40
Falling into vice or crime ..	4	-	7	-	10	2	2	-	8	1	-	-	-	-	-	-	-	-	31	3	34
Exposed to moral danger ..	-	3	-	1	-	2	-	-	-	-	-	-	-	-	-	-	-	-	-	6	6
Offender under 10 years ..	-	-	-	-	-	-	-	-	-	-	-	-	-	-	-	-	-	-	-	-	-
<u>Other orders</u> ..	1	-	5	6	-	-	3	1	-	-	-	-	-	-	-	-	-	-	10	7	17
Unlawfully engages in street trading ..	-	-	-	-	-	-	-	-	-	-	-	-	-	-	-	-	-	-	-	-	-
Performs in public without permit ..	-	-	-	-	-	-	-	-	-	-	-	-	-	-	-	-	-	-	-	-	-
Other ..	-	-	-	-	-	-	-	-	-	-	-	-	-	-	-	-	-	-	-	-	-
<u>Total</u> ..	25	19	56	62	51	41	190	214	36	21	53	46	-	-	2	-	-	-	413	403	816

(a) Persons authorised under Sections 49 and 61 of the 'Children's Services Act 1965-1982' may apply to the court for care and protection and care and control orders. M. Males. F. Females. P. Persons.

Table 21 - Children's Courts Appearances (Offences) (a):
(Source: Annual Report of the

Offence	Total appearances		Discharged or withdrawn		Committed for sentence or trial		Uncon-			
							Admitted and discharged		Committed into care	
	M.	F.	M.	F.	M.	F.	M.	F.	M.	F.
Homicide etc.	3	-	-	-	3	-	-	-	-	-
Murder	-	-	-	-	-	-	-	-	-	-
Attempted murder	3	-	-	-	3	-	-	-	-	-
Manslaughter	-	-	-	-	-	-	-	-	-	-
Other related offences	-	-	-	-	-	-	-	-	-	-
Assault etc.	160	38	6	3	14	-	72	22	23	9
Major assault	39	8	1	-	5	-	12	2	9	5
Minor assault	98	27	5	2	5	-	53	20	9	3
Rape	3	-	-	-	3	-	-	-	-	-
Other sexual offences	19	-	-	-	1	-	6	-	5	-
Other violation of persons	1	3	-	1	-	-	1	-	-	1
Robbery and extortion	20	4	-	-	16	3	1	-	-	-
Robbery	18	4	-	-	16	3	1	-	-	-
Extortion and blackmail	2	-	-	-	-	-	-	-	-	-
Fraud and misappropriation	26	9	1	1	1	1	13	5	3	-
Embezzlement	1	1	-	-	-	-	-	1	-	-
False pretences	16	3	1	-	1	-	8	3	3	-
Other fraud etc.	9	5	-	1	-	1	5	1	-	-
Theft, breaking and entering, etc.	2,030	267	38	4	37	13	971	141	387	55
Unlawful use of motor vehicle	428	33	7	-	6	2	181	18	87	4
Other stealing	555	114	6	1	4	5	322	70	72	23
Unlawful possession	14	3	5	-	-	-	7	2	1	-
Receiving	122	22	3	1	2	-	69	12	24	5
Burglary and housebreaking	327	51	3	-	9	4	125	23	79	17
Breaking, entering, etc. other building	584	44	14	2	16	2	267	16	124	6
Property damage	97	20	2	-	5	-	50	13	9	2
Arson	3	-	-	-	3	-	-	-	-	-
Other property damage	94	20	2	-	2	-	50	13	9	2
Driving, traffic, etc.	692	46	13	1	1	-	360	33	2	1
Drink driving etc.	65	3	-	-	-	-	17	2	1	-
Dangerous/negligent driving	32	-	-	-	1	-	9	-	-	-
Driving licence offences	406	33	8	1	-	-	229	22	1	1
State Transport/Main Roads Act offences	164	3	3	-	-	-	85	3	-	-
Other driving, traffic, etc.	25	7	2	-	-	-	20	6	-	-
Other offences	420	97	13	4	2	-	295	70	12	5
Drug offences	108	25	5	-	-	-	67	17	6	2
Drunkenness	109	13	-	-	-	-	93	10	-	-
Other offensive behaviour, trespassing, and vagrancy	143	41	4	2	-	-	105	32	-	1
Firearm etc. offences	16	-	-	-	-	-	10	-	3	-
Liquor offences	24	12	1	-	-	-	17	8	1	1
Breach of supervision order	5	-	-	-	-	-	-	-	2	-
Other	15	6	3	2	2	-	3	3	-	1
Total	3,448	481	73	13	79	17	1,762	284	436	72

(a) For criminal matters only. Applications for care and protection and care and control are shown in Table 20.

Most Serious Offence Charged by Outcome, Queensland, 1983-84
 Department of Children's Services)

Proven offences															
Victim				Convicted										Total	
Placed under supervision		Other		Imprisoned		Committed into care		Placed under supervision		Fined and/or restitution		Other		M.	F.
M.	F.	M.	F.	M.	F.	M.	F.	M.	F.	M.	F.	M.	F.	M.	F.
-	-	-	-	-	-	-	-	-	-	-	-	-	-	-	-
-	-	-	-	-	-	-	-	-	-	-	-	-	-	-	-
-	-	-	-	-	-	-	-	-	-	-	-	-	-	-	-
-	-	-	-	-	-	-	-	-	-	-	-	-	-	-	-
21	-	2	-	-	-	7	2	-	-	15	2	-	-	140	35
4	-	1	-	-	-	3	1	-	-	4	-	-	-	33	8
11	-	1	-	-	-	3	-	-	-	11	2	-	-	88	25
-	-	-	-	-	-	-	-	-	-	-	-	-	-	-	-
6	-	-	-	-	-	1	-	-	-	-	-	-	-	18	-
-	-	-	-	-	-	-	1	-	-	-	-	-	-	1	2
1	1	-	-	-	-	2	-	-	-	-	-	-	-	4	1
1	1	-	-	-	-	-	-	-	-	-	-	-	-	2	1
-	-	-	-	-	-	2	-	-	-	-	-	-	-	2	-
5	1	-	-	-	-	1	1	1	-	1	-	-	-	24	7
1	-	-	-	-	-	-	-	-	-	-	-	-	-	1	1
1	-	-	-	-	-	1	-	-	-	1	-	-	-	14	3
3	1	-	-	-	-	-	1	1	-	-	-	-	-	9	3
34	43	4	-	3	-	158	9	28	1	48	-	12	1	1,955	250
72	7	-	-	1	-	42	2	8	-	20	-	4	-	415	31
91	12	2	-	-	-	28	2	10	-	16	-	4	1	565	108
-	1	-	-	-	-	1	-	-	-	-	-	-	-	9	3
8	4	-	-	1	-	9	-	1	-	3	-	2	-	117	21
68	5	1	-	1	-	32	2	4	-	4	-	1	-	315	47
105	14	1	-	-	-	46	3	5	1	5	-	1	-	554	40
15	3	-	-	-	-	4	1	5	1	6	-	1	-	90	20
-	-	-	-	-	-	-	-	-	-	-	-	-	-	-	-
15	3	-	-	-	-	4	1	5	1	6	-	1	-	90	20
10	-	1	-	-	-	3	-	1	-	288	11	13	-	678	45
2	-	-	-	-	-	2	-	1	-	41	1	1	-	65	3
4	-	-	-	-	-	-	-	-	-	17	-	1	-	31	-
3	-	1	-	-	-	-	-	-	-	155	9	9	-	398	32
1	-	-	-	-	-	1	-	-	-	72	-	2	-	161	3
-	-	-	-	-	-	-	-	-	-	3	1	-	-	23	7
19	7	1	-	-	-	8	1	3	-	58	10	9	-	405	93
13	4	-	-	-	-	5	-	2	-	10	2	-	-	103	25
1	2	-	-	-	-	-	-	-	-	10	1	5	-	109	13
2	1	-	-	-	-	1	1	-	-	29	4	2	-	139	39
1	-	-	-	-	-	-	-	1	-	1	-	-	-	16	-
-	-	-	-	-	-	-	-	-	-	4	3	1	-	23	12
1	-	1	-	-	-	-	-	-	-	1	-	-	-	5	-
1	-	-	-	-	-	2	-	-	-	3	-	1	-	10	4
415	55	8	-	3	-	183	14	38	2	416	23	35	1	3,296	451

M. Males. F. Females.

Table 22 - Children's Courts Appearances (Offences) (a):
(Source: Annual Report of the

Offence	Age (years)							
	Under 10		10		11		12	
	M.	F.	M.	F.	M.	F.	M.	F.
<u>Homicide etc.</u>	-	-	-	-	-	-	-	-
Murder	-	-	-	-	-	-	-	-
Attempted murder	-	-	-	-	-	-	-	-
Manslaughter	-	-	-	-	-	-	-	-
Other related offences	-	-	-	-	-	-	-	-
<u>Assault etc.</u>	-	-	-	-	2	-	1	-
Major assault	-	-	-	-	-	-	-	-
Minor assault	-	-	-	-	1	-	1	-
Rape	-	-	-	-	-	-	-	-
Other sexual offences	-	-	-	-	1	-	-	-
Other violation of persons	-	-	-	-	-	-	-	-
<u>Robbery and extortion</u>	-	-	-	-	-	-	-	-
Robbery	-	-	-	-	-	-	-	-
Extortion and blackmail	-	-	-	-	-	-	-	-
<u>Fraud and misappropriation</u>	-	-	-	-	-	-	1	-
Embezzlement	-	-	-	-	-	-	-	-
False pretences	-	-	-	-	-	-	1	-
Other fraud etc.	-	-	-	-	-	-	1	-
<u>Theft, breaking and entering, etc.</u>	-	-	24	2	70	5	110	16
Unlawful use of motor vehicle	-	-	1	-	2	-	9	-
Other stealing	-	-	7	2	27	2	30	6
Unlawful possession	-	-	-	-	-	-	1	-
Receiving	-	-	1	-	4	-	9	-
Burglary and housebreaking	-	-	6	-	9	2	22	9
Breaking, entering, etc. other building	-	-	9	-	28	1	39	1
<u>Property damage</u>	-	-	2	-	6	1	4	-
Arson	-	-	-	-	-	-	-	-
Other property damage	-	-	2	-	6	1	4	-
<u>Driving, traffic, etc.</u>	-	-	-	-	1	-	1	-
Drink driving etc.	-	-	-	-	-	-	-	-
Dangerous/negligent driving	-	-	-	-	-	-	-	-
Driving licence offences	-	-	-	-	-	-	-	-
State Transport/Main Roads Act offences	-	-	-	-	-	-	-	-
Other driving, traffic, etc.	-	-	-	-	1	-	1	-
<u>Other offences</u>	-	-	-	-	-	-	1	-
Drug offences	-	-	-	-	-	-	-	-
Drunkenness	-	-	-	-	-	-	-	-
Other offensive behaviour, trespassing, and vagrancy	-	-	-	-	-	-	-	-
Firearm etc. offences	-	-	-	-	-	-	-	-
Liquor offences	-	-	-	-	-	-	-	-
Breach of supervision order	-	-	-	-	-	-	1	-
Other	-	-	-	-	-	-	-	-
<u>Total</u>	-	-	26	2	79	6	118	16

(a) For criminal matters only. Applications for care and protection and care and control are shown in Table 20.

Most Serious Offence Charged by Age, Queensland, 1983-84
Department of Children's Services)

Age (years)										Total		
13		14		15		16		17		M.	F.	P.
M.	F.	M.	F.	M.	F.	M.	F.	M.	F.			
-	-	-	-	2	-	1	-	-	-	3	-	3
-	-	-	-	-	-	-	-	-	-	-	-	-
-	-	-	-	2	-	1	-	-	-	3	-	3
-	-	-	-	-	-	-	-	-	-	-	-	-
-	-	-	-	-	-	-	-	-	-	-	-	-
10	4	15	1	43	13	88	20	1	-	160	38	198
6	2	3	1	7	2	23	3	-	-	39	8	47
2	2	7	-	30	8	56	17	1	-	98	27	125
-	-	-	-	-	-	3	-	-	-	3	-	3
1	-	5	-	6	-	6	-	-	-	19	-	19
1	-	-	-	-	3	-	-	-	-	1	3	4
-	-	2	-	5	2	13	2	-	-	20	4	24
-	-	2	-	4	2	12	2	-	-	18	4	22
-	-	-	-	1	-	1	-	-	-	2	-	2
1	1	1	1	7	1	16	6	-	-	26	9	35
-	-	1	-	-	-	-	1	-	-	1	1	2
1	1	-	1	2	-	13	1	-	-	16	3	19
-	-	-	-	5	1	3	4	-	-	9	5	14
247	40	425	50	529	78	604	73	21	3	2,030	267	2,297
38	4	86	6	124	8	162	15	6	-	428	33	461
72	21	118	21	138	30	160	30	3	2	555	114	669
4	-	2	1	5	1	2	1	-	-	14	3	17
11	3	25	4	38	7	34	8	-	-	122	22	144
53	7	70	8	73	17	90	8	4	-	327	51	378
69	5	124	10	151	15	156	11	8	1	584	44	628
7	-	13	3	21	9	43	7	1	-	97	20	117
1	-	-	-	-	-	2	-	-	-	3	-	3
6	-	13	3	21	9	41	7	1	-	94	20	114
8	-	28	-	167	13	401	24	86	9	692	46	738
-	-	1	-	13	-	49	3	2	-	65	3	68
1	-	1	-	3	-	24	-	3	-	32	-	32
4	-	19	-	96	10	227	17	60	6	406	33	439
2	-	2	-	52	2	90	-	18	1	164	3	167
1	-	5	-	3	1	11	4	3	2	25	7	32
12	5	31	3	93	33	265	50	18	6	420	97	517
2	2	4	-	18	4	86	16	4	-	168	25	193
3	-	8	1	25	5	71	5	2	2	109	13	122
3	3	13	1	40	17	81	20	6	-	143	41	184
3	-	1	-	2	-	8	-	2	-	16	-	16
1	-	-	1	5	5	14	5	4	1	24	12	36
-	-	3	-	-	-	1	-	-	-	5	-	5
-	-	2	-	3	2	10	1	-	3	15	6	21
285	50	515	58	867	149	1,431	182	127	18	3,448	481	3,929

M. Males. F. Females. P. Persons.

Table 23 - Children's Courts Charges Heard (a):
(Source: Annual Report of the

Offence	Total charges heard		Discharged or withdrawn		Committed for sentence or trial		Uncon-			
							Admonished and discharged		Committed into care	
	M.	F.	M.	F.	M.	F.	M.	F.	M.	F.
Homicide etc.	3	-	-	-	3	-	-	-	-	-
Murder	-	-	-	-	-	-	-	-	-	-
Attempted murder	3	-	-	-	3	-	-	-	-	-
Manslaughter	-	-	-	-	-	-	-	-	-	-
Other related offences	-	-	-	-	-	-	-	-	-	-
Assault etc.	250	70	10	6	22	1	109	35	39	18
Major assault	45	11	1	-	9	-	17	2	10	7
Minor assault	175	46	8	4	9	-	88	33	20	5
Rape	3	-	-	-	3	-	-	-	-	-
Other sexual offences	26	4	1	-	1	-	8	-	9	2
Other violation of persons	1	9	-	2	-	1	1	-	-	4
Robbery and extortion	23	4	-	-	17	3	1	-	1	-
Robbery	19	4	-	-	17	3	1	-	-	-
Extortion and blackmail	4	-	-	-	-	-	-	-	1	-
Fraud and misappropriation	170	58	3	4	2	20	71	22	25	3
Embezzlement	1	1	-	-	-	-	-	1	-	-
False pretences	126	33	3	1	1	5	53	17	19	3
Other fraud etc.	43	24	-	3	1	15	18	4	6	-
Theft, breaking and entering, etc.	5,538	947	109	19	83	27	2,721	299	1,043	88
Unlawful use of motor vehicle	1,018	64	9	3	14	2	379	30	270	7
Other stealing	1,710	238	51	11	11	8	1,011	144	227	40
Unlawful possession	42	10	8	1	-	-	21	7	5	-
Receiving	172	26	6	1	3	-	98	13	32	5
Burglary and housebreaking	727	116	4	-	20	13	409	61	99	28
Breaking, entering, etc. other building	1,869	93	31	3	35	4	803	44	410	8
Property damage	357	38	6	-	17	1	172	20	67	5
Arson	5	-	-	-	5	-	-	-	-	-
Other property damage	352	38	6	-	12	1	172	20	67	5
Driving, traffic, etc.	1,313	67	25	1	1	-	625	43	23	1
Drink driving etc.	86	3	-	-	-	-	22	2	1	-
Dangerous/negligent driving	83	3	1	-	1	-	25	1	4	-
Driving licence offences	602	40	9	1	-	-	298	25	16	1
State Transport/Main Roads Act offences	240	4	5	-	-	-	118	3	1	-
Other driving, traffic, etc.	302	17	10	-	-	-	162	12	1	-
Other offences	689	167	36	6	3	-	461	119	40	11
Drug offences	170	41	7	-	-	-	106	29	10	4
Drunkenness	126	16	1	-	-	-	106	11	-	-
Other offensive behaviour, trespassing, and vagrancy	239	83	8	2	1	-	167	66	6	3
Firearm etc. offences	50	-	-	-	-	-	31	-	12	-
Liquor offences	36	19	2	-	-	-	25	10	4	3
Breach of supervision order	5	-	-	-	-	-	-	-	2	-
Other	63	8	18	4	2	-	6	3	6	1
Total	8,343	951	189	36	148	52	4,140	538	1,238	126

(a) For criminal matters only. Applications for care and protection and care and control are shown in Table 20.

Table 24 - Children's Courts: Children Dealt with (a) by Residence by Age, Queensland, 1983-84
(Source: Annual Report of the Department of Children's Services)

Statistical division and district of usual residence	Age (years)																	Total		
	Under 1	1	2	3	4	5	6	7	8	9	10	11	12	13	14	15	16		17	
Brisbane City	26	16	13	13	6	7	2	8	12	11	9	22	34	33	88	140	230	345	30	1,043
City Core	10	6	4	6	1	7	2	2	3	6	3	7	12	7	12	20	37	45	3	175
Northern Sector																				
Inner Suburbs	5	2	5	-	1	-	3	-	1	2	4	11	6	5	10	23	32	45	4	153
Outer Suburbs	4	3	1	1	1	-	2	1	-	-	-	-	5	23	21	40	67	4	180	
Eastern Sector																				
Inner Suburbs	1	-	-	-	1	1	-	-	1	1	5	5	2	10	14	9	37	1	88	
Outer Suburbs	2	1	-	1	2	-	-	3	2	-	1	2	2	10	17	26	29	1	99	
Southern and South-Eastern Sector																				
Inner Suburbs	-	1	-	-	-	-	1	-	-	1	2	3	1	2	3	19	21	3	59	
Outer Suburbs	3	-	1	1	-	1	-	4	-	1	3	3	6	8	20	34	37	9	131	
Western and South-Western Sector																				
Inner Suburbs	-	-	1	-	-	-	-	-	-	2	-	-	3	1	5	6	11	-	29	
Outer Suburbs	1	3	1	4	-	3	1	-	1	2	2	2	1	11	13	27	53	5	129	
Other Brisbane Statistical Division	1	4	5	4	3	6	4	4	9	6	7	17	21	58	96	132	204	21	602	
Northern Sector																				
Redcliffe City	1	1	1	-	-	-	-	3	3	1	1	1	1	9	7	11	26	3	76	
Caboolture Shire (part)	-	-	-	-	-	1	-	-	-	1	-	3	1	1	4	5	9	2	27	
Pine Rivers Shire (part)	-	-	-	-	-	-	1	-	1	-	1	1	1	3	7	13	18	-	46	
Eastern Sector																				
Redland Shire	-	-	-	-	-	-	-	-	-	1	3	1	3	3	10	15	32	3	71	
Southern and South-Eastern Sector																				
Albert Shire (part)	-	2	-	-	1	1	1	-	-	-	-	1	1	1	2	6	3	1	20	
Beaudesert Shire (part)	-	-	-	-	-	-	-	-	-	-	-	-	-	-	-	1	3	-	4	
Logan City	-	1	3	3	1	1	1	1	-	1	1	3	3	12	29	29	51	-	140	
Western and South-Western Sector																				
Ipswich City	-	-	1	1	1	2	1	-	5	1	2	7	10	27	27	41	51	12	189	
Moreton Shire (part)	-	-	-	-	-	-	-	-	-	-	-	-	1	2	10	5	11	-	29	
Brisbane Statistical Division	27	20	18	17	9	13	12	16	20	15	29	51	54	146	236	362	549	51	1,645	
Moreton Statistical Division	2	6	4	3	3	1	-	1	4	2	6	11	22	34	49	100	4	253		
Wide Bay-Burnett Statistical Division	7	2	2	-	2	-	3	1	-	2	5	6	17	17	35	48	58	13	218	
Darling Downs Statistical Division	13	4	3	3	-	-	2	1	1	5	10	11	13	34	38	57	6	201		
South-West Statistical Division	-	-	-	-	-	1	-	2	1	1	2	2	5	4	5	18	3	45		
Fitzroy Statistical Division	4	2	3	1	1	-	1	-	4	-	5	5	4	16	48	38	75	6	213	
Central-West Statistical Division	-	1	1	1	-	2	1	-	1	1	2	3	2	6	5	1	28			
Mackay Statistical Division	3	-	2	-	-	-	1	-	1	2	1	3	2	7	9	10	22	3	66	
Northern Statistical Division	2	-	2	1	-	-	1	-	2	-	4	6	16	26	61	100	8	229		
Far North Statistical Division	5	2	3	2	2	-	-	-	-	1	5	12	25	35	55	9	159			
North-West Statistical Division	5	2	1	-	-	-	2	2	-	2	-	8	10	7	21	39	33	4	136	
Interstate and unstated	-	-	3	3	-	2	2	4	7	-	3	2	5	4	10	30	32	-	107	
Total	68	39	42	31	17	21	23	26	39	28	53	99	129	268	484	721	1,104	108	3,300	
Statistical District																				
Gold Coast (excluding N.S.W.)	1	4	4	1	2	1	-	-	-	3	1	4	8	17	20	22	51	1	140	
Sunshine Coast	-	-	-	-	-	-	-	-	-	-	-	1	1	2	6	16	24	1	51	
Bundaberg	2	1	-	-	-	-	-	-	1	1	2	5	8	8	11	16	6	6	61	
Rockhampton	1	2	-	-	-	-	-	-	-	3	1	1	1	8	10	19	1	47		
Mackay	2	-	1	-	-	1	-	1	2	1	2	2	6	5	7	9	1	40		
Townsville	1	-	1	1	-	1	-	1	-	-	4	4	13	19	39	71	7	162		
Gairns	1	1	2	1	1	2	-	-	-	-	1	4	10	11	21	27	2	84		

(a) Distinct children. A child who appears on several charges at one time or on several occasions in the year is counted once only in this table.

Table 25 - Prisoners in Confinement, Queensland, 1983-84
(Source: Annual Report of the Prisons Department)

Particulars	In prison at beginning of year			Admitted during year (a)			Discharged during year (a) (b)			In prison at end of year		
	M.	F.	P.	M.	F.	P.	M.	F.	P.	M.	F.	P.
<u>Under sentence</u> ..	<u>1,523</u>	<u>35</u>	<u>1,558</u>	<u>3,871</u>	<u>164</u>	<u>4,035</u>	<u>3,732</u>	<u>165</u>	<u>3,897</u>	<u>1,662</u>	<u>34</u>	<u>1,696</u>
<u>From Lower Courts</u> ..	<u>691</u>	<u>20</u>	<u>711</u>	<u>3,243</u>	<u>141</u>	<u>3,384</u>	<u>3,296</u>	<u>142</u>	<u>3,368</u>	<u>708</u>	<u>19</u>	<u>727</u>
Direct ..	526	12	538	1,776	58	1,834	1,778	54	1,832	524	16	540
In lieu of fine ..	169	8	177	1,312	72	1,384	1,306	78	1,384	115	2	117
Remand ..	56	-	56	155	11	166	142	10	152	69	1	70
<u>From Higher Courts</u> ..	<u>832</u>	<u>15</u>	<u>847</u>	<u>628</u>	<u>23</u>	<u>651</u>	<u>506</u>	<u>23</u>	<u>529</u>	<u>954</u>	<u>15</u>	<u>969</u>
Direct ..	360	9	369	413	15	428	328	15	343	445	9	454
In lieu of fine ..	3	-	3	7	-	7	7	-	7	3	-	3
Remand ..	469	6	475	208	8	216	171	8	179	506	6	512
<u>Not under sentence</u> ..	<u>205</u>	<u>10</u>	<u>215</u>	<u>1,478</u>	<u>84</u>	<u>1,562</u>	<u>1,495</u>	<u>90</u>	<u>1,585</u>	<u>188</u>	<u>4</u>	<u>192</u>
On remand ..	158	10	168	1,376	83	1,459	1,391	89	1,480	143	4	147
Other detainees ..	47	-	47	102	1	103	104	1	105	45	-	45
<u>Total</u> ..	<u>1,728</u>	<u>45</u>	<u>1,773</u>	<u>5,349</u>	<u>248</u>	<u>5,597</u>	<u>5,227</u>	<u>255</u>	<u>5,482</u>	<u>1,850</u>	<u>38</u>	<u>1,888</u>

(a) A prisoner has been counted once for each time he/she was admitted or discharged. No information is available as to distinct persons involved.

(b) Including deaths.

M. Males. F. Females. P. Persons.

Table 26 - Convicted Prisoners in Confinement, Queensland, 1978-79 to 1983-84
(Source: Annual Report of the Prisons Department)

Convicted prisoners	1978-79	1979-80	1980-81	1981-82	1982-83	1983-84
In prison at beginning of year	1,470	1,583	1,582	1,607
Admitted during year (a)	3,423	3,727	3,987	3,875
Discharged during year (a) (b)	3,310	3,728	3,962	3,945
<u>In prison at end of year</u>	<u>1,583</u>	<u>1,582</u>	<u>1,607</u>	<u>1,537</u>
Males	1,543	1,537	1,564	1,495
Females	40	45	43	42
Prisoners per 100,000 estimated resident population	71	70	69	64

(a) A prisoner has been counted once for each time he/she was admitted or discharged. No information is available as to distinct persons involved.

(b) Including deaths.

Table 27 - Convicted Prisoners (a) Under Sentence by Offence, Queensland, 1983-84

Offence (b)	In prison at beginning of year (c)			Admitted during year			Discharged during year (d)			In prison at end of year		
	M.	F.	P.	M.	F.	P.	M.	F.	P.	M.	F.	P.
Homicide etc.	176	5	181	36	4	40	37	3	40	175	6	181
Murder	98	2	100	7	-	7	7	-	7	98	2	100
Attempted murder	18	-	18	5	-	5	5	-	5	18	-	18
Manslaughter (excluding driving)	50	3	53	12	2	14	11	1	12	51	4	55
Manslaughter (driving)	1	-	1	-	-	-	1	-	1	-	-	-
Dangerous driving causing death	5	-	5	12	2	14	11	2	13	6	-	6
Conspiracy to murder	4	-	4	-	-	-	2	-	2	2	-	2
Assault etc.	308	1	309	342	15	357	333	14	347	317	2	319
Major assault	79	-	79	106	6	112	117	5	122	68	1	69
Minor assault	30	1	31	114	9	123	117	9	126	27	1	28
Rape	133	-	133	46	-	46	35	-	35	144	-	144
Other sexual offences	58	-	58	55	-	55	42	-	42	71	-	71
Other violation of persons	8	-	8	21	-	21	22	-	22	7	-	7
Robbery and extortion	137	2	139	107	4	111	69	4	73	175	2	177
Robbery	136	2	138	106	4	110	68	4	72	174	2	176
Extortion	1	-	1	1	-	1	1	-	1	1	-	1
Fraud and misappropriation	86	5	91	171	18	189	182	19	201	75	4	79
Embezzlement	11	1	12	12	-	12	9	1	10	14	-	14
Fraud and forgery	75	4	79	159	18	177	173	18	191	61	4	65
Theft, breaking and entering, etc.	398	10	408	936	29	965	906	33	939	428	6	434
Unlawful use of motor vehicle	104	1	105	237	1	238	233	1	234	108	1	109
Other stealing	56	6	62	291	18	309	269	23	292	78	1	79
Receiving	14	-	14	33	1	34	29	1	30	18	-	18
Unlawful possession of property	3	-	3	10	1	11	10	1	11	3	-	3
Burglary and housebreaking	92	2	94	145	4	149	127	4	131	110	2	112
Other breaking and entering	129	1	130	220	4	224	238	3	241	111	2	113
Property damage	28	1	29	99	6	105	95	5	100	32	2	34
Arson	16	-	16	9	1	10	5	-	5	20	1	21
Other property damage	12	1	13	90	5	95	90	5	95	12	1	13
Driving, traffic, etc.	224	3	227	1,287	26	1,313	1,304	26	1,330	207	3	210
Drink driving etc.	81	2	83	449	6	455	465	8	473	65	-	65
Dangerous/negligent driving	16	-	16	49	-	49	-	-	49	-	-	49
Licence offences	100	-	100	461	4	465	439	1	440	122	3	125
Other driving, traffic, etc.	27	1	28	328	16	344	351	17	368	4	-	4
Other offences	166	8	174	893	62	955	806	61	867	253	9	262
Drug offences	113	4	117	391	24	415	330	22	352	174	6	180
Drunkenness	-	1	1	66	2	68	65	3	68	1	-	1
Other offensive behaviour	5	-	5	106	8	114	102	8	110	9	-	9
Enforcement of order	44	3	47	264	25	289	242	25	267	66	3	69
Other offences	4	-	4	66	3	69	67	3	70	3	-	3
Total	1,523	35	1,558	3,871	164	4,035	3,732	165	3,897	1,662	34	1,696

(a) A prisoner has been counted once for each time he/she was admitted or discharged. No information is available as to distinct persons involved.
 (b) Prisoners who served or who are serving concurrent or cumulative sentences are shown once only against the most serious offence (determined by duration of sentence).
 (c) Any prisoner convicted for a different offence while serving an existing sentence may be reclassified to that offence. The numbers of individual offences therefore may differ slightly from those shown for prisoners at the end of the previous year.
 (d) Including deaths. M. Males. F. Females. P. Persons.

Table 28 - Convicted Prisoners Admitted (a) during Year: Duration of Sentence by Age, Queensland, 1983-84

Duration of sentence	Age at date of admission (years)																				Total				
	Under 18		18		19		20		21-24		25-29		30-39		40-49		50-59		60 and over						
	M.	F.	M.	F.	M.	F.	M.	F.	M.	F.	M.	F.	M.	F.	M.	F.	M.	F.	M.	F.	M.	F.	P.		
Week-end sentences (b)	1	-	2	-	6	-	2	-	20	1	29	-	26	3	11	1	4	-	-	-	-	-	101	5	106
Under 4 week-ends	-	-	-	-	-	-	-	-	-	-	3	-	-	-	-	-	-	-	-	-	-	-	1	-	1
4 and under 14 week-ends	-	-	-	-	1	-	1	-	4	-	6	-	7	-	5	1	1	-	-	-	-	-	25	1	26
14 week-ends and over	1	-	2	-	5	-	1	-	16	1	22	-	19	3	6	-	3	-	-	-	-	-	75	4	79
Other sentences	60	2	181	9	250	8	264	13	931	41	760	38	812	33	312	14	168	1	32	-	-	-	3,770	159	3,929
Under 1 week	1	-	4	-	3	2	2	-	8	1	9	1	12	-	3	1	2	-	-	-	-	-	44	5	49
1 week and under 1 month	8	-	32	2	44	3	49	2	136	8	108	13	121	8	56	1	50	-	13	-	-	-	617	37	654
1 month and under 6 months	32	1	94	6	120	3	141	5	488	21	385	19	397	16	154	6	83	1	13	-	-	-	1,907	78	1,985
6 months and under 1 year	11	-	28	1	44	-	35	5	148	8	143	3	133	6	42	2	17	-	2	-	-	-	603	25	628
1 year and under 2 years	4	-	13	-	20	-	13	-	72	3	44	1	68	2	11	1	5	-	1	-	-	-	251	7	258
2 years and under 5 years	2	-	8	-	11	-	15	1	48	-	44	-	42	1	34	1	10	-	2	-	-	-	216	3	219
5 years and under 10 years	2	1	2	-	6	-	6	-	21	-	21	1	31	-	9	2	1	-	-	-	-	-	99	4	103
10 years and over	-	-	-	-	2	-	2	-	10	-	6	-	6	-	1	-	-	-	-	-	-	-	27	-	27
Life	-	-	-	-	-	-	1	-	-	-	-	-	2	-	2	-	-	-	1	-	-	-	6	-	6
Indefinite	-	-	-	-	-	-	-	-	-	-	-	-	-	-	-	-	-	-	-	-	-	-	-	-	-
Habitual criminal	-	-	-	-	-	-	-	-	-	-	-	-	-	-	-	-	-	-	-	-	-	-	-	-	-
Total	61	2	183	9	256	8	266	13	951	42	789	38	838	36	323	15	172	1	32	-	-	-	3,871	164	4,035

(a) A prisoner has been counted once for each time he/she was admitted. No information is available as to distinct persons involved. 1984 no longer used for sentencing in Queensland. M. Males. F. Females. P. Persons.

(b) From 1 July

Table 29 - Convicted Prisoners Admitted (a) during Year: Offence by Duration of Sentence, Queensland, 1983-84

Offence (b)	Duration of sentence																		Total		
	Week-end sentences (c)		Under 1 month		1 month and under 6 months		6 months and under 1 year		1 year and under 5 years		5 years and under 10 years		10 years and over		Life and habitual criminal		Indefinite				
	M.	F.	M.	F.	M.	F.	M.	F.	M.	F.	M.	F.	M.	F.	M.	F.	M.	F.	M.	F.	P.
Homicide etc.	-	1	-	-	2	-	5	1	7	-	11	2	5	-	6	-	-	-	36	4	40
Murder	-	-	-	-	-	-	-	-	-	-	-	-	1	-	6	-	-	-	7	-	7
Attempted murder	-	-	-	-	-	-	-	-	1	-	2	-	2	-	-	-	-	-	5	-	5
Manslaughter (excluding driving)	-	-	-	-	-	-	-	-	1	-	9	2	2	-	-	-	-	-	12	2	14
Manslaughter (driving)	-	-	-	-	-	-	-	-	-	-	-	-	-	-	-	-	-	-	-	-	-
Dangerous driving causing death	-	1	-	-	2	-	5	1	5	-	-	-	-	-	-	-	-	-	12	2	14
Conspiracy to murder	-	-	-	-	-	-	-	-	-	-	-	-	-	-	-	-	-	-	-	-	-
Assault etc.	2	1	23	5	150	4	43	1	85	4	29	-	10	-	-	-	-	-	342	15	357
Major assault	-	-	3	2	55	-	18	-	25	4	5	-	-	-	-	-	-	-	106	6	112
Minor assault	2	1	18	3	72	4	14	1	7	-	-	-	1	-	-	-	-	-	114	9	123
Rape	-	-	-	-	-	-	-	-	-	-	16	-	22	-	8	-	-	-	46	-	46
Other sexual offences	-	-	2	-	9	-	6	-	35	-	2	-	1	-	-	-	-	-	55	-	55
Other violation of persons	-	-	-	-	14	-	5	-	2	-	-	-	-	-	-	-	-	-	21	-	21
Robbery and extortion	-	-	-	-	4	-	11	2	45	1	36	1	11	-	-	-	-	-	107	4	111
Robbery	-	-	-	-	4	-	11	2	44	1	36	1	11	-	-	-	-	-	106	4	110
Extortion	-	-	-	-	-	-	-	-	1	-	-	-	-	-	-	-	-	-	1	-	1
Fraud and misappropriation	-	-	13	2	76	8	42	7	38	1	2	-	-	-	-	-	-	-	171	18	189
Embezzlement	-	-	-	-	-	-	1	-	11	-	-	-	-	-	-	-	-	-	12	-	12
Fraud and forgery	-	-	13	2	76	8	41	7	27	1	2	-	-	-	-	-	-	-	159	18	177
Theft, breaking and entering, etc.	5	-	63	2	445	23	242	2	177	2	4	-	-	-	-	-	-	-	936	29	965
Unlawful use of motor vehicle	-	-	3	-	107	-	83	1	43	-	1	-	-	-	-	-	-	-	237	1	238
Other stealing	3	-	52	2	163	15	44	1	29	-	-	-	-	-	-	-	-	-	291	18	309
Receiving	-	-	1	-	21	1	8	-	3	-	-	-	-	-	-	-	-	-	33	1	34
Unlawful possession of property	-	-	2	-	6	1	1	-	1	-	-	-	-	-	-	-	-	-	10	1	11
Burglary and housebreaking	1	-	-	-	50	3	41	-	51	1	2	-	-	-	-	-	-	-	145	4	149
Other breaking and entering	1	-	5	-	98	3	65	-	50	1	1	-	-	-	-	-	-	-	220	4	224
Property damage	-	-	15	-	61	4	10	-	11	1	2	1	1	-	-	-	-	-	99	6	105
Arson	-	-	-	-	-	-	-	-	7	-	2	1	-	-	-	-	-	-	9	1	10
Other property damage	-	-	15	-	61	4	10	-	4	1	-	-	-	-	-	-	-	-	90	5	95
Driving, traffic, etc.	88	2	311	8	709	15	149	1	30	-	-	-	-	-	-	-	-	-	1,287	26	1,313
Drink driving etc.	48	2	59	-	306	4	33	-	3	-	-	-	-	-	-	-	-	-	449	6	455
Dangerous/negligent driving	7	-	6	-	22	-	7	-	7	-	-	-	-	-	-	-	-	-	49	-	49
Licence offences	30	-	44	-	259	3	108	1	20	-	-	-	-	-	-	-	-	-	461	4	465
Other driving, traffic, etc.	3	-	202	8	122	8	1	-	-	-	-	-	-	-	-	-	-	-	328	16	344
Other offences	6	1	236	25	460	24	101	11	74	1	15	-	1	-	-	-	-	-	893	62	955
Drug offences	3	1	27	3	212	11	81	8	52	1	15	-	1	-	-	-	-	-	391	24	415
Drunkenness	-	-	53	1	13	1	-	-	-	-	-	-	-	-	-	-	-	-	66	2	68
Other offensive behaviour	-	-	46	7	58	1	2	-	-	-	-	-	-	-	-	-	-	-	106	8	114
Enforcement of order	1	-	79	13	147	9	17	3	20	-	-	-	-	-	-	-	-	-	264	25	289
Other offences	2	-	31	1	30	2	1	-	2	-	-	-	-	-	-	-	-	-	66	3	69
Total	101	5	661	42	1,907	78	603	25	467	10	99	4	27	-	6	-	-	-	3,871	164	4,035

(a) A prisoner has been counted once for each time he/she was admitted. No information is available as to distinct persons involved. (b) Prisoners who served or who are serving concurrent or cumulative sentences are shown once only against the most serious offence (determined by duration of sentence). (c) From 1 July 1984 no longer used for sentencing in Queensland. M. Males. F. Females. P. Persons.

Table 30 - Convicted Prisoners on Hand: Offence by Duration of Sentence, Queensland, at 30 June 1984

Offence (a)	Duration of sentence															Total					
	Week-end sentences (b)		Under 1 month		1 month and under 6 months		6 months and under 1 year		1 year and under 5 years		5 years and under 10 years		10 years and over		Life and habitual criminal				Indefinite		
	M.	F.	M.	F.	M.	F.	M.	F.	M.	F.	M.	F.	M.	F.	M.	F.	M.	F.	P.		
<u>Homicide etc.</u>					1		1		12		32	3	25		102	2	2	1	175	6	181
Murder												1		95	2	2		98	2	100	
Attempted murder									3		2		10					18		18	
Manslaughter (excluding driving)									4		29	3	14		4		1	51	4	55	
Manslaughter (driving)																					
Dangerous driving causing death					1		1		4									6		6	
Conspiracy to murder									1		1							2		2	
<u>Assault etc.</u>					21		22	1	118	1	103		51		1		1	317	2	319	
Major assault					8		8		34	1	13		5					68	1	69	
Minor assault					9		8	1	9				1					27	1	28	
Rape									26		76		41			1		144		144	
Other sexual offences					4		3		46		14		4					71		71	
Other violation of persons							3		3						1			7		7	
<u>Robbery and extortion</u>					2		8		65	1	80	1	20					175	2	177	
Robbery					2		8		64	1	80	1	20					174	2	176	
Extortion									1									1		1	
<u>Fraud and misappropriation</u>					2		8		17	3	41	1	7					75	4	79	
Embezzlement									1		11		2					14		14	
Fraud and forgery					2		8		16	3	30	1	5					61	4	65	
<u>Theft, breaking and entering, etc.</u>					1		74	2	105	1	223	3	19		6			428	6	434	
Unlawful use of motor vehicle							19		37	1	49		3					108	1	109	
Other stealing					1		21	1	23		31		2		1			78	1	79	
Receiving							8		2		7							18		18	
Unlawful possession of property							1		1		7		1					3		3	
Burglary and housebreaking							12		16		71	2	7		4			110	2	112	
Other breaking and entering							13	1	27		64	1	6		1			111	2	113	
<u>Property damage</u>					7		4		16	1	5	1						32	2	34	
Arson									15		5	1						20	1	21	
Other property damage							7		1		1							12	1	13	
<u>Driving, traffic, etc.</u>	5		8		98	3	68		28									207	3	210	
Drink driving etc.	5		3		44		10		3									65		65	
Dangerous/negligent driving					5		6		5									16		16	
Licence offences					3		47	3	52		20							122	3	125	
Other driving, traffic, etc.					2		2											4		4	
<u>Other offences</u>					5		72	4	53	4	88	1	29		6			253	9	262	
Drug offences					3		41	2	42	3	54	1	28		6			174	6	180	
Drunkenness							1											1		1	
Other offensive behaviour							8		1									9		9	
Enforcement of order					2		20	2	10	1	33		1					66	3	69	
Other offences							2			1								3		3	
<u>Total</u>	5		16		283	9	278	9	591	8	275	5	108		103	2	3	1,662	34	1,696	

(a) Prisoners who served or who are serving concurrent or cumulative sentences are shown once only against the most serious offence (determined by duration of sentence). (b) From 1 July 1984 no longer used for sentencing in Queensland. M. Males. F. Females. P. Persons.

Table 31 - Convicted Prisoners Admitted (a) During Year: Offence by Age, Queensland, 1983-84

Offence (b)	Age at date of admission (years)																				Total		
	Under 18		18		19		20		21-24		25-29		30-39		40-49		50-59		60 and over				
	M.	F.	M.	F.	M.	F.	M.	F.	M.	F.	M.	F.	M.	F.	M.	F.	M.	F.	M.	F.	M.	F.	P.
Homicide etc.	-	1	2	-	-	-	5	-	10	1	8	-	6	1	3	1	-	-	2	-	36	4	40
Murder	-	-	-	-	-	-	-	-	-	-	-	-	2	-	-	-	-	-	1	-	7	-	7
Attempted murder	-	-	-	-	-	-	-	-	2	-	2	-	1	-	2	-	-	-	1	-	5	-	5
Manslaughter (excluding driving)	-	1	1	-	-	-	2	-	3	-	3	-	3	-	-	1	-	-	-	-	12	2	14
Manslaughter (driving)	-	-	-	-	-	-	-	-	-	-	-	-	-	-	-	-	-	-	-	-	-	-	-
Dangerous driving causing death	-	-	1	-	-	-	1	-	5	1	3	-	-	-	1	1	-	-	1	-	12	2	14
Conspiracy to murder	-	-	-	-	-	-	-	-	-	-	-	-	-	-	-	-	-	-	-	-	-	-	-
Assault etc.	3	-	11	1	19	1	24	1	79	3	73	3	80	3	34	3	16	-	3	342	15	357	
Major assault	1	-	1	-	8	-	8	1	31	1	21	1	25	-	9	3	2	-	-	106	6	112	
Minor assault	-	-	6	1	5	1	10	-	29	2	21	2	25	3	10	-	8	-	-	114	9	123	
Rape	-	-	1	-	5	-	2	-	12	-	13	-	12	-	1	-	-	-	-	46	-	46	
Other sexual offences	-	-	-	-	1	-	3	-	4	-	13	-	15	-	13	-	4	-	3	55	-	55	
Other violation of persons	1	-	3	-	-	-	3	-	3	-	5	-	3	-	1	-	2	-	-	21	-	21	
Robbery and extortion	2	-	5	-	8	-	12	1	30	-	22	1	21	1	6	1	1	-	-	107	4	111	
Robbery	2	-	5	-	8	-	12	1	30	-	22	1	21	1	6	1	-	-	-	106	4	110	
Extortion	-	-	-	-	-	-	-	-	-	-	-	-	-	-	-	-	1	-	-	1	-	1	
Fraud and misappropriation	1	-	6	2	7	1	9	-	31	4	29	6	52	5	29	-	7	-	-	171	18	189	
Embezzlement	-	-	-	-	-	-	-	-	1	-	-	-	4	-	6	-	1	-	-	12	-	12	
Fraud and forgery	1	-	6	2	7	1	9	-	30	4	29	6	48	5	23	-	6	-	-	159	18	177	
Theft, breaking and entering, etc.	33	1	81	1	110	1	79	3	254	9	151	5	149	7	54	1	19	1	6	936	29	965	
Unlawful use of motor vehicle	14	-	29	-	31	-	15	-	68	1	43	-	29	-	6	-	1	-	-	237	1	238	
Other stealing	8	-	19	1	30	-	27	2	67	5	43	3	48	5	33	1	11	1	5	291	18	309	
Receiving	-	-	3	-	4	-	2	-	9	-	2	-	10	-	1	-	2	-	-	33	1	34	
Unlawful possession of property	-	-	-	-	-	-	1	-	6	1	-	-	1	-	1	-	1	-	-	10	-	11	
Burglary and housebreaking	5	1	16	-	15	-	12	1	45	1	23	1	21	-	6	-	2	-	-	145	4	149	
Other breaking and entering	6	-	14	-	30	1	22	-	59	1	40	-	40	2	7	-	2	-	-	220	4	224	
Property damage	5	-	8	-	5	1	8	-	29	1	20	1	16	2	6	1	1	-	1	99	6	105	
Arson	2	-	-	-	-	-	-	-	2	-	1	-	1	-	2	1	1	-	-	9	1	10	
Other property damage	3	-	8	-	5	1	8	-	27	1	19	1	15	2	4	-	-	-	1	90	5	95	
Driving, traffic, etc.	13	-	23	-	64	-	71	1	300	4	272	9	354	8	125	4	59	-	6	1,287	26	1,313	
Drink driving, etc.	2	-	2	-	19	-	18	-	82	-	89	1	135	3	71	2	28	-	3	449	6	455	
Dangerous/negligent driving	1	-	4	-	3	-	3	-	19	-	9	-	9	-	1	-	1	-	-	49	-	49	
Licence offences	7	-	13	-	19	-	22	-	124	-	105	3	123	1	30	-	17	-	-	461	4	465	
Other driving, traffic, etc.	3	-	4	-	23	-	28	1	75	4	69	5	87	4	23	2	14	-	2	328	16	344	
Other offences	4	-	47	5	43	4	58	7	218	20	214	13	160	9	66	4	69	-	14	893	62	955	
Drug offences	2	-	7	1	17	-	20	2	119	10	134	3	71	6	14	2	6	-	1	391	24	415	
Drunkenness	1	-	1	1	2	-	-	-	6	-	3	-	12	1	12	-	28	-	2	66	2	68	
Other offensive behaviour	-	-	5	1	4	2	2	-	14	-	19	4	18	-	10	-	26	-	8	106	8	114	
Enforcement of order	2	-	26	1	20	1	32	5	62	9	41	6	49	1	24	2	5	-	3	264	25	289	
Other offences	-	-	8	1	-	1	4	-	17	1	17	-	10	-	6	-	4	-	-	66	3	69	
Total	61	2	183	9	256	8	266	13	951	42	789	38	838	36	323	15	172	1	32	3,871	164	4,035	

(a) A prisoner has been counted once for each time he/she was admitted. No information is available as to distinct persons involved. (b) Prisoners who served or who are serving concurrent or cumulative sentences are shown once only against the most serious offence (determined by duration of sentence). M. Males. F. Females. P. Persons.

Table 32 - Convicted Prisoners on Hand: Offence by Age, Queensland, at 30 June 1984

Offence (a)	Age (years)																				Total		
	Under 18		18		19		20		21-24		25-29		30-39		40-49		50-59		60 and over				
	M.	F.	M.	F.	M.	F.	M.	F.	M.	F.	M.	F.	M.	F.	M.	F.	M.	F.	M.	F.	P.		
<u>Homicide etc.</u>	-	-	4	1	2	-	6	-	12	-	33	-	57	3	39	2	17	-	5	-	175	6	181
Murder	-	-	-	-	1	-	4	-	2	-	12	-	39	1	26	1	11	-	3	-	98	2	100
Attempted murder	-	-	1	-	-	-	-	-	3	-	5	-	3	-	3	-	3	-	-	-	18	-	18
Manslaughter (excluding driving)	-	-	2	1	-	-	2	-	6	-	14	-	14	2	8	1	3	-	2	-	51	4	55
Manslaughter (driving)	-	-	-	-	-	-	-	-	-	-	-	-	-	-	-	-	-	-	-	-	-	-	-
Dangerous driving causing death	-	-	1	-	1	-	-	-	1	-	2	-	-	-	1	-	-	-	-	-	6	-	6
Conspiracy to murder	-	-	-	-	-	-	-	-	-	-	-	-	1	-	1	-	-	-	-	-	2	-	2
<u>Assault etc.</u>	3	-	3	-	11	-	15	-	71	1	80	-	82	1	40	-	10	-	2	-	317	2	319
Major assault	-	-	2	-	3	-	6	-	20	1	14	-	14	-	7	-	2	-	-	-	68	1	69
Minor assault	1	-	-	-	1	-	2	-	9	-	5	-	7	1	1	-	1	-	-	-	27	1	28
Rape	-	-	1	-	5	-	4	-	37	-	47	-	38	-	12	-	-	-	-	-	144	-	144
Other sexual offences	1	-	-	-	1	-	1	-	5	-	12	-	23	-	19	-	7	-	2	-	71	-	71
Other violation of persons ..	1	-	-	-	1	-	2	-	-	-	2	-	-	-	1	-	-	-	-	-	7	-	7
<u>Robbery and extortion</u>	1	-	6	-	14	-	13	-	64	-	47	1	37	1	11	-	2	-	-	-	175	2	177
Robbery	1	-	6	-	14	-	13	-	64	-	47	1	37	1	11	-	1	-	-	-	174	2	176
Extortion	-	-	-	-	-	-	-	-	-	-	-	-	-	-	-	-	1	-	-	-	1	-	1
<u>Fraud and misappropriation</u> ..	-	-	-	-	1	-	2	-	15	1	11	1	21	2	19	-	5	-	1	-	75	4	79
Embezzlement	-	-	-	-	-	-	-	-	1	-	-	-	5	-	7	-	1	-	-	-	14	-	14
Fraud and forgery	-	-	-	-	1	-	2	-	14	1	11	1	16	2	12	-	4	-	1	-	61	4	65
<u>Theft, breaking and entering, etc.</u>	17	-	31	1	43	-	28	-	113	2	79	2	78	1	28	-	7	-	4	-	428	6	434
Unlawful use of motor vehicle	7	-	8	-	12	-	10	-	28	1	24	-	17	-	2	-	-	-	-	-	108	1	109
Other stealing	-	-	6	-	4	-	2	-	22	-	14	1	15	-	10	-	2	-	3	-	78	1	79
Receiving	-	-	2	-	4	-	-	-	1	-	1	-	8	-	1	-	1	-	-	-	18	-	18
Unlawful possession of property	-	-	-	-	1	-	9	-	35	1	17	1	15	-	6	-	2	-	-	-	110	2	112
Burglary and housebreaking ..	3	-	7	1	12	-	9	-	27	-	23	-	23	1	8	-	1	-	1	-	111	2	113
Other breaking and entering ..	-	-	-	-	-	-	-	-	-	-	-	-	-	-	-	-	-	-	-	-	-	-	-
<u>Property damage</u>	2	-	1	-	1	-	2	-	7	1	7	-	6	-	4	1	1	-	1	-	32	2	34
Arson	1	-	1	-	-	-	1	-	3	-	5	-	5	-	2	1	1	-	1	-	20	1	21
Other property damage	1	-	-	-	1	-	1	-	4	1	2	-	1	-	2	-	-	-	-	-	12	1	13
<u>Driving, traffic, etc.</u>	1	-	5	-	9	-	8	-	53	-	46	2	56	1	20	-	9	-	-	-	207	3	210
Drink driving etc.	-	-	2	-	4	-	1	-	17	-	7	-	18	-	12	-	4	-	-	-	65	-	65
Dangerous/negligent driving ..	-	-	1	-	-	-	1	-	8	-	4	-	2	-	-	-	-	-	-	-	16	-	16
Licence offences	1	-	2	-	5	-	6	-	28	-	34	2	35	1	6	-	5	-	-	-	122	3	125
Other driving, traffic, etc. ..	-	-	-	-	-	-	-	-	1	-	1	-	1	-	2	-	-	-	-	-	4	-	4
<u>Other offences</u>	1	1	10	-	10	1	11	1	55	2	62	-	72	2	16	2	14	-	2	-	253	9	262
Drug offences	-	1	4	-	4	-	3	-	45	2	52	-	53	2	9	1	4	-	-	-	174	6	180
Drunkenness	-	-	-	-	-	-	-	-	-	-	-	-	-	-	1	-	-	-	-	-	1	-	1
Other offensive behaviour ..	-	-	-	-	-	-	-	-	-	-	1	-	2	-	-	-	5	-	1	-	9	-	9
Enforcement of order	1	-	6	-	6	1	8	1	9	-	9	-	15	-	7	1	4	-	1	-	66	3	69
Other offences	-	-	-	-	-	-	-	-	1	-	-	-	2	-	-	-	-	-	-	-	3	-	3
<u>Total</u>	25	1	60	2	91	1	85	1	370	7	365	6	409	11	177	5	65	-	15	-	1,662	34	1,696

(a) Prisoners who served or who are serving concurrent or cumulative sentences are shown once only against the most serious offence (determined by duration of sentence). M. Males. F. Females. P. Persons.

Table 33 - Convicted Prisoners Discharged (a): Offence by Method of Discharge, Queensland, 1983-84

Offence	Method of discharge																		Total						
	Expiry with remission						Expiry without remission		To court		Paid fine		Paroled		Escaped		Died				Other (b)				
	Normal		Extra		Reduced																				
	M.	F.	M.	F.	M.	F.	M.	F.	M.	F.	M.	F.	M.	F.	M.	F.	M.	F.	M.	F.					
Homicide etc.	-	-	10	-	1	-	1	1	-	-	-	-	22	2	-	-	2	-	1	-	1	-	37	3	40
Murder	-	-	-	-	-	-	-	-	-	-	-	-	6	-	-	-	1	-	-	-	-	-	7	-	7
Attempted murder ..	-	-	3	-	-	-	-	-	-	-	-	-	2	-	-	-	-	-	-	-	-	-	5	-	5
Manslaughter (excluding driving)	-	-	1	-	-	-	-	-	-	-	-	-	9	1	-	-	1	-	-	-	-	-	11	1	12
Manslaughter (driving)	-	-	1	-	-	-	-	-	-	-	-	-	-	-	-	-	-	-	-	-	-	-	1	-	1
Dangerous driving causing death	-	-	4	-	1	-	1	1	-	-	-	-	4	1	-	-	-	-	-	-	1	-	11	2	13
Conspiracy to murder ..	-	-	1	-	-	-	-	-	-	-	-	-	1	-	-	-	-	-	-	-	-	-	2	-	2
Assault etc.	19	-	162	2	9	-	37	5	5	1	22	1	50	2	1	-	-	-	28	3	333	14	347		
Major assault	9	-	70	-	2	-	6	-	2	1	6	1	12	2	-	-	-	-	10	1	117	5	122		
Minor assault	8	-	49	2	3	-	27	5	-	-	15	-	2	-	-	-	-	-	13	2	117	9	126		
Rape	-	-	9	-	2	-	-	-	-	-	-	-	21	-	1	-	-	-	2	-	35	-	35		
Other sexual offences	1	-	20	-	1	-	2	-	3	-	-	-	14	-	-	-	-	-	1	-	42	-	42		
Other violation of persons	1	-	14	-	1	-	2	-	-	-	1	-	-	-	-	-	-	-	2	-	22	-	22		
Robbery and extortion	-	1	32	-	2	-	1	-	1	-	-	-	30	3	-	-	-	-	3	-	69	4	73		
Robbery	-	1	31	-	2	-	1	-	1	-	-	-	30	3	-	-	-	-	3	-	68	4	72		
Extortion	-	-	1	-	-	-	-	-	-	-	-	-	-	-	-	-	-	-	-	-	1	-	1		
Fraud and misappropriation	7	1	90	6	2	2	21	-	5	1	16	4	18	4	-	-	-	-	23	1	182	19	201		
Embezzlement	-	-	-	-	-	-	-	-	-	-	-	-	9	-	-	-	-	-	-	-	9	-	9	-	10
Fraud and forgery	7	1	90	6	2	2	21	-	5	1	16	4	9	3	-	-	-	-	23	1	173	18	191		
Theft, breaking and entering, etc.	77	8	457	9	29	3	112	5	9	-	61	4	46	1	3	-	-	-	117	3	906	33	939		
Unlawful use of motor vehicle ..	26	-	137	1	15	-	11	-	2	-	3	-	6	-	2	-	-	-	31	-	233	1	234		
Other stealing	20	5	94	6	4	3	62	3	2	-	33	4	12	-	-	-	-	-	42	2	269	23	292		
Receiving	3	-	12	1	-	-	5	-	-	-	2	-	4	-	-	-	-	-	3	-	29	1	30		
Unlawful possession of property	3	1	4	-	-	-	4	-	-	-	-	-	-	-	-	-	-	-	1	-	10	1	11		
Burglary and housebreaking ..	7	2	76	-	2	-	9	1	2	-	5	-	12	1	-	-	-	-	14	-	127	4	131		
Other breaking and entering ..	21	-	134	1	8	-	21	1	3	-	18	-	11	-	1	-	-	-	21	1	238	3	241		
Property damage	8	-	32	1	1	-	21	2	2	-	19	1	3	-	-	-	-	-	9	1	95	5	100		
Arson	1	-	2	-	-	-	-	-	-	-	-	-	2	-	-	-	-	-	-	-	5	-	5		
Other property damage	7	-	30	1	1	-	21	2	2	-	19	1	1	-	-	-	-	-	9	1	90	5	95		
Driving, traffic, etc.	58	4	395	3	11	-	319	9	11	-	313	10	4	-	9	-	1	-	183	-	1,304	26	1,330		
Drink driving etc.	25	2	138	2	5	-	122	3	1	-	84	1	-	-	3	-	1	-	86	-	465	8	473		
Dangerous/negligent driving ..	1	-	19	-	1	-	10	-	1	-	7	-	4	-	1	-	-	-	5	-	49	-	49		
Licence offences	22	-	219	-	4	-	71	-	4	-	53	-	-	-	5	-	-	-	61	-	439	1	440		
Other driving, traffic, etc. ..	10	1	19	1	1	-	116	6	5	-	169	9	-	-	-	-	-	-	31	-	351	17	368		
Other offences	48	6	241	9	6	2	243	16	33	1	106	18	25	1	1	-	-	-	103	8	806	61	867		
Drug offences	16	3	147	7	1	1	28	1	18	1	53	5	21	1	-	-	-	-	46	3	330	22	352		
Drunkenness	-	-	-	-	-	-	50	2	-	-	6	-	-	-	-	-	-	-	9	1	65	3	68		
Other offensive behaviour ..	6	-	23	-	1	-	51	3	1	-	4	3	-	-	-	-	-	-	16	2	102	8	110		
Enforcement of order	25	3	56	1	4	1	84	10	14	-	27	9	4	-	1	-	-	-	27	1	242	25	267		
Other offences	1	-	15	1	-	-	30	-	-	-	16	1	-	-	-	-	-	-	5	1	67	3	70		
Total	217	20	1,419	30	61	7	755	38	66	3	537	38	198	13	14	-	3	-	462	16	3,732	165	3,897		

(a) A prisoner has been counted once each time he/she was discharged. No information is available as to distinct persons involved.

(b) Including

those transferred to custodial care outside the prison system (e.g. Holston Park Hospital, deportation, etc.). M. Males. F. Females. P. Persons.

Table 34 - Probation, Parole, and Community Service: Admissions to Orders by Offence, Queensland, 1983-84
(Source: Annual Report of the Queensland Adult Probation and Parole Service)

Offence	Type of order							
	Probation		Prison/probation		Parole		Community service	
	Males	Females	Males	Females	Males	Females	Males	Females
Homicide etc.	<u>3</u>	<u>1</u>	-	-	<u>23</u>	<u>2</u>	<u>1</u>	-
Murder and attempted murder	2	-	-	-	8	-	..	-
Other related offences ..	1	1	-	-	15	2	1	-
Assault etc.	<u>226</u>	<u>22</u>	<u>26</u>	-	<u>53</u>	<u>2</u>	<u>77</u>	<u>9</u>
Major assault	50	11	9	-	16	2	26	3
Minor assault	87	9	10	-	1	-	43	6
Rape	-	-	-	-	21	-	..	-
Other sexual offences ..	79	-	7	-	14	-	7	-
Other violation of persons ..	10	2	-	-	1	-	1	-
Robbery and extortion ..	<u>16</u>	<u>5</u>	<u>5</u>	-	<u>39</u>	<u>3</u>	<u>7</u>	<u>1</u>
Robbery	15	5	5	-	39	3	6	1
Extortion	1	-	-	-	-	-	1	-
Fraud and misappropriation ..	<u>108</u>	<u>69</u>	<u>9</u>	-	<u>17</u>	<u>4</u>	<u>37</u>	<u>12</u>
Embezzlement	1	1	-	-	5	1	..	-
Fraud and forgery	107	68	9	-	12	3	37	12
Theft, breaking and entering, etc.	<u>1,253</u>	<u>315</u>	<u>109</u>	<u>4</u>	<u>40</u>	<u>2</u>	<u>572</u>	<u>73</u>
Unlawful use of motor vehicle	296	32	41	-	7	-	143	10
Other stealing	509	242	18	3	9	1	234	49
Receiving	64	12	2	-	5	-	24	4
Unlawful possession of property	55	11	7	1	5	1	24	8
Burglary and housebreaking ..	98	6	9	-	1	-	37	1
Other breaking and entering	231	12	32	-	13	-	110	1
Property damage	<u>131</u>	<u>8</u>	<u>5</u>	-	<u>3</u>	-	<u>79</u>	<u>2</u>
Arson	19	1	-	-	3	-	10	-
Other property damage	112	7	5	-	-	-	69	2
Driving, traffic, etc.	<u>128</u>	<u>16</u>	<u>30</u>	-	<u>5</u>	-	<u>563</u>	<u>45</u>
Drink driving etc.	52	7	17	-	-	-	259	33
Dangerous/negligent driving	23	2	2	-	4	-	31	1
Other driving, traffic, etc.	53	7	11	-	1	-	253	11
Other offences	<u>478</u>	<u>136</u>	<u>40</u>	<u>9</u>	<u>23</u>	<u>1</u>	<u>305</u>	<u>45</u>
Drug offences	388	126	26	9	23	1	236	41
Offensive behaviour	8	-	-	-	-	-	7	-
Breach of probation	11	2	3	-	-	-	14	-
Other offences	71	8	11	-	-	-	48	4
Total	2,343	572	224	13	203	14	1,621	187

Table 35 - Probation, Parole, and Community Service: Admissions, Completions, and Revocations, Queensland, 1983-84
(Source: Annual Report of the Queensland Adult Probation and Parole Service)

Particulars	Type of order			
	Probation	Prison/probation	Parole	Community service
Orders at 1 July	3,702	337	361	848
Orders made during year	2,915	237	217	1,808
Orders completed during year	2,241	93	182	1,411
Orders revoked during year	252	20	26	109
<u>Orders at 30 June</u>	<u>4,124</u>	<u>461</u>	(a) <u>406</u>	<u>1,136</u>
Males	3,383	442	382	1,025
Females	741	19	24	111

(a) Including 36 life sentences not previously reported.

Table 36 - Community Service: Admissions and Completions by Hours Involved, Queensland, 1983-84
(Source: Annual Report of the Queensland Adult Probation and Parole Service)

Particulars	Admissions to orders			Orders completed		
	Males	Females	Persons	Males	Females	Persons
Less than 40 hours	-	-	-	116	16	132
40 to 80 hours	549	76	625	460	55	515
81 to 120 hours	398	57	455	339	34	373
121 to 160 hours	258	28	286	216	17	233
161 to 200 hours	273	15	288	172	9	181
201 to 240 hours	143	11	154	81	5	86
<u>Total orders</u>	<u>1,621</u>	<u>187</u>	<u>1,808</u>	<u>1,384</u>	<u>136</u>	<u>1,520</u>
<u>Total hours involved</u>	<u>202,055</u>	<u>20,261</u>	<u>222,316</u>	<u>121,767</u>	<u>11,169</u>	<u>132,936</u>

6. CHILDREN UNDER ORDERS

Table 37 - Children under Orders: Reason for Order and Type of Order by Type of Placement, Queensland, at 30 June 1983 and 1984
(Source: Department of Children's Services)

Particulars	Type of placement						Total	
	Residential care establishments (a)		At home or with relatives		Other (b)			
	1983	1984	1983	1984	1983	1984	1983	1984
Reason for order								
Care and protection	594	523	1,521	1,457	1,840	1,886	3,955	3,866
Offence	123	129	605	561	133	172	861	862
<u>Total</u>	(c) 717	(c) 652	2,126	2,018	1,973	2,058	4,816	4,728
Type of order								
Detention at the Queen's pleasure	3	3	-	-	-	-	3	3
Care and control	180	167	442	392	179	196	801	755
Care and protection	522	476	1,038	965	1,731	1,776	3,291	3,217
Supervision	11	6	462	424	55	72	528	502
Protective supervision	1	-	184	237	8	14	193	251
<u>Total</u>	(c) 717	(c) 652	2,126	2,018	1,973	2,058	4,816	4,728

(a) Establishments mainly for the care and supervision of children.

(b) Includes foster care, in employment, in other establishments, living independently, etc.

(c) Including 121 children in juvenile corrective institutions at 30 June 1983 and 106 children at 30 June 1984.

