

INQUIRIES

If you want to know more about these statistics ring Mrs S. Towner on Canberra 525422 or our State offices, or write to Information Services, ABS, P.O. Box 10, Belconnen A.C.T. 2616. If you want to know more about unpublished statistical information on overseas trade ring Mrs S. Wilkey on Canberra 525401.

For copies of this publication ring Information Services, Canberra 526627 or State offices.

CATALOGUE NO. 5406.0

NOON 8 JANUARY 1979

IMPORTS, AUSTRALIA
AUGUST AND SEPTEMBER 1978

CONTENTS

Table

| | Page |
|---|------|
| .. Explanatory notes | 2 |
| .. Total monthly imports : original and seasonally adjusted | 4 |
| 1. Summary of imports and imports cleared for home consumption | 4 |
| .. Distribution of imports from major countries and country groups | 5 |
| 2. Imports from countries and country groups | 6 |
| .. Distribution of imports by major commodities | 7 |
| 3. Imports of selected commodity items of the <i>Australian Import Commodity Classification</i> | 8 |
| 4. Imports by State | 20 |
| 5. Imports by Broad Economic Categories | 21 |
| 6. Customs and excise revenue collected | 22 |
| 7. Excise items - quantities on which duty paid | 24 |

EXPLANATORY NOTES

This bulletin contains statistics of Australia's imports classified by Sections (1 digit), Divisions (2 digits), and significant Groups (3 digits) and Items (5 digits) of the *Australian Import Commodity Classification* (A.I.C.C.) (1204.0). Statistics for 1977-78 and 1978-79 are preliminary and subject to revision.

Source of data

2. These statistics are compiled by the Australian Bureau of Statistics from information contained in import entries submitted by importers or their agents to the Bureau of Customs as required by the Customs Act. Imports are recorded statistically in the month in which the entries are passed by the Bureau of Customs. Normally this is within a few days of discharge of cargo, but entries may be lodged early using the check-to-arrive system.

Valuation

3. For imports the recorded value is the value for duty for Customs purposes (VFD). On 1 July 1976, Australia adopted the internationally recognised Brussels Definition of Value (BDV) on a free-on-board (FOB) basis (i.e. charges and expenses involved in delivering the goods from the place of exportation to the place of introduction in Australia, are excluded). The value for duty is based on the normal price i.e. the price the goods would fetch at the time when duty becomes payable on a sale in the open market between a buyer and a seller independent of each other. In practice, the basis for valuation is generally taken to be the invoice price subject to certain safeguards and adjustments where necessary. It is estimated that if the previous basis of valuation had continued, the value of total imports would have been about 2% higher than the recorded values on the new basis.

Scope of the statistics

4. The statistics of imports presented in this bulletin are, with one exception, recorded on a *general trade* basis, i.e. imports comprise goods entered directly for home consumption together with goods imported into Customs warehouses. Table 1 of this bulletin also shows statistics of imports on a *special trade* basis, i.e. imports cleared for home consumption. Imports cleared for home consumption differ in scope from imports in that they include withdrawals from bonded warehouses but exclude imports into bonded warehouses. The statistics are not confined to goods which are the subject of a commercial transaction. Among the items included are imports on Government account, including defence equipment. Prior to 1 July 1976, outside packages, that is the outside package or covering in which the goods were imported, were included as a non-commercial transaction under Statistical Item 931.00.21. Since 1 July 1976 however, the recorded value of imports includes the value of the outside package and therefore separate details on the value of outside packages are no longer available. These values were previously included in A.I.C.C. Item 931 in Table 3.

Merchandise and non-merchandise imports

5. Total imports are divided into merchandise and non-merchandise in accordance with international standards recommended by the United Nations. Merchandise imports are the equivalent of total imports less certain items specified as non-merchandise. A description of non-merchandise items is contained in the A.I.C.C..

Country

6. This means the country of production.

Commodity classification

7. From 1 July 1978, imports have been classified according to the new A.I.C.C. which is based on the Standard International Trade Classification, Revision 2. A detailed description of the commodity items included in this bulletin is contained in the A.I.C.C. Copies of or extracts from this classification may be obtained from offices of the ABS in Canberra and in each capital city. In Table 3 statistics are shown for Commodity Groups and selected Items of the A.I.C.C. For this reason the sum of the Groups and Items within any one Division may not add to the total for that Division.

Comparability of commodity statistics

8. Because of the changes to the A.I.C.C. between 1977-78 and 1978-79 (see note 7 above), it has not been possible to derive exactly comparable figures for periods prior to 1 July 1978 and footnote (a) in Table 3 indicates where these statistics have been estimated.

State

9. Means the State in which the import entry was lodged with the Bureau of Customs. The port of lodgement of the import entry is not necessarily the port of discharge of the goods. Goods forwarded interstate after import, whether in containers or not, are recorded as being imported at the port of lodgement of the import entry.

Broad economic categories

10. Imports of merchandise in table 5 are now classified according to the nineteen categories of the United Nations' Classification, Broad Economic Categories (B.E.C.). The B.E.C. attempts to classify external trade statistics for the purposes of general economic analysis according to the main end use of the commodities traded. Figures for previous years have been compiled and are available on request.

Revisions to previous figures

11. Where revisions have been made to the previously published figures for earlier months of the current financial year, appropriate adjustments are made to the year-to-date figures shown in this bulletin. For this reason, monthly figures published in previous issues for the current financial year will not necessarily add to the year-to-date figures shown in the latest issue.

Seasonally adjusted statistics

12. In carrying out seasonal adjustment of import statistics account is taken not only of seasonal factors but also of "trading-day" effects (arising from the varying numbers of Sundays, Mondays, etc. in the month) and the influence of Easter, which may affect figures for different months in different years. Details of the methods used in seasonally adjusting this series are given in *Seasonally Adjusted Indicators* (1308.0.). The statistics may also be subject to large irregular influences which are not removed by seasonal adjustment and may be affected by changes in the composition of imports. For these reasons care should be exercised in interpreting month-to-month movements.

Special returns system

13. Users requiring more detailed statistics for individual commodity items can obtain these from the special returns service under which statistics for items selected by the user are extracted and forwarded regularly for a nominal charge.

Related publications

14. Other ABS publications which may be of interest include:

- Imports of Assembled New Passenger Motor Cars, Australia* (5416.0)
- Exports, Australia* (5404.0)
- Exports and Imports of Merchandise at Constant Prices, Australia* (5421.0)

All publications produced by the ABS are listed in the *Catalogue of Publications* (1101.0) which is available free of charge from any ABS office.

Symbols and other usages

- nil or less than half the final digit shown
- .. not applicable
- n.e.i. not elsewhere included
- n.e.s. not elsewhere specified

Where figures have been rounded, discrepancies may occur between sums of the component items and totals.

TOTAL MONTHLY IMPORTS : ORIGINAL AND SEASONALLY ADJUSTED

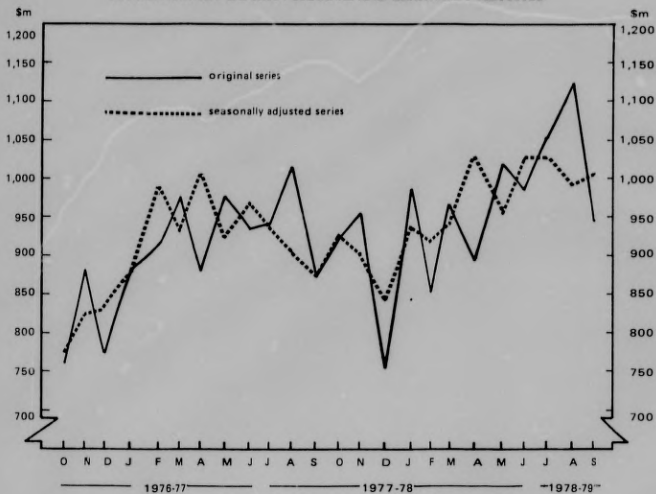


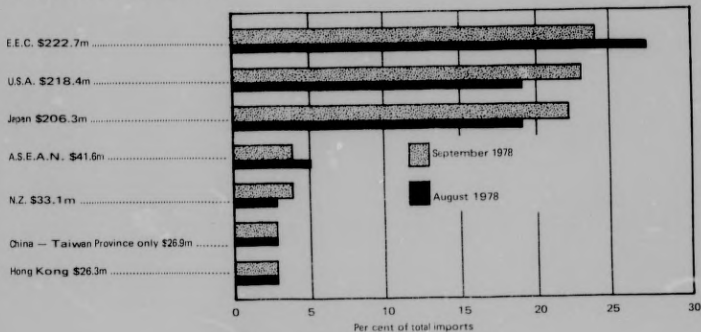
TABLE 1. SUMMARY OF IMPORTS AND IMPORTS CLEARED FOR HOME CONSUMPTION

| Period | Total Imports | | Merchandise Imports (b) | Imports Cleared for Home Consumption (a) | |
|-----------|---------------|---------------------|-------------------------|--|-----------|
| | Original (b) | Seasonally Adjusted | | Government (b) | Total (b) |
| | \$m | \$m | \$m | \$m | \$m |
| 1972-73 | 4,121 | .. | 4,072 | 158 | 4,133 |
| 1973-74 | 6,085 | .. | 6,027 | 228 | 6,015 |
| 1974-75 | 8,080 | .. | 7,961 | 175 | 7,976 |
| 1975-76 | 8,281 | .. | 8,153 | 156 | 8,175 |
| 1976-77 | 10,411 | .. | 10,330 | 187 | 10,304 |
| 1977-78 | 11,167 | .. | 11,080 | 193 | 11,122 |
| 1977-78 — | | | | | |
| July | 940 | 933 | 933 | 12 | 921 |
| August | 1,011 | 906 | 1,004 | 12 | 1,009 |
| September | 877 | 877 | 871 | 10 | 867 |
| October | 921 | 923 | 913 | 13 | 918 |
| November | 951 | 902 | 943 | 14 | 947 |
| December | 758 | 843 | 752 | 13 | 742 |
| January | 986 | 935 | 977 | 14 | 982 |
| February | 854 | 920 | 846 | 13 | 866 |
| March | 965 | 943 | 952 | 22 | 955 |
| April | 897 | 1,027 | 891 | 24 | 904 |
| May | 1,020 | 955 | 1,014 | 27 | 1,026 |
| June | 988 | 1,024 | 982 | 18 | 984 |
| 1978-79 — | | | | | |
| July | 1,051 | 1,024 | 1,031 | 15 | 1,050 |
| August | 1,123 | 992 | 1,113 | 22 | 1,135 |
| September | 946 | 1,007 | 931 | 13 | 948 |

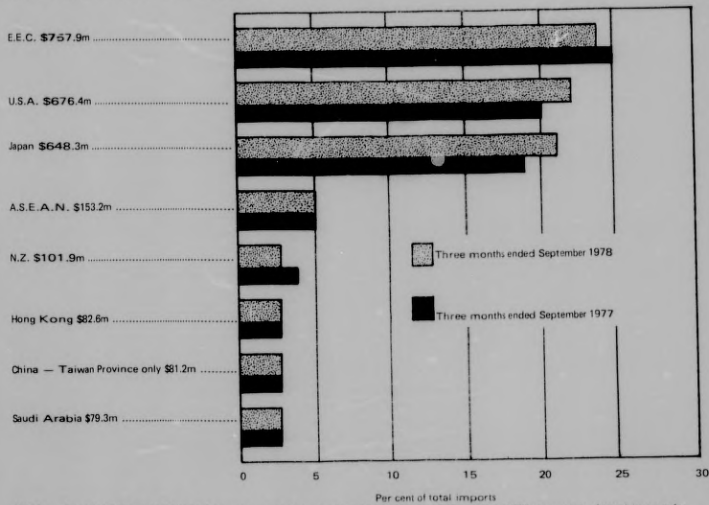
(a) See paragraph 4 of Explanatory Notes. (b) Symbol (—) between 1975-76 and 1976-77 indicates that the figures from 1976-77 are not comparable with previous years because of the change in the basis of valuation (see paragraph 3 of Explanatory Notes).

DISTRIBUTION OF IMPORTS FROM MAJOR COUNTRIES AND COUNTRY GROUPS

SEPTEMBER 1978 - Total imports \$946.3m



THREE MONTHS ENDED SEPTEMBER 1978 - Total imports \$3,120.9m



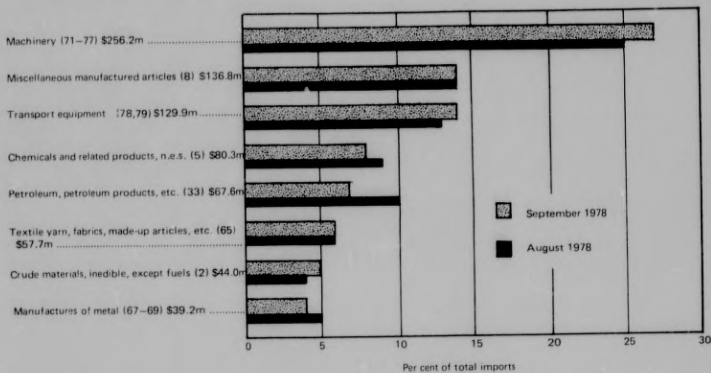
NOTE. Imports from the countries and country groups shown in these charts represent 82%, 79% and 83% respectively of total imports for September 1978, August 1978, and the three months ended September 1978.

TABLE 2. IMPORTS FROM COUNTRIES AND COUNTRY GROUPS
'000


| Country or country group | Three months ended September | | | | |
|---|------------------------------|------------------|----------------|------------------|------------------|
| | July 1978 | August 1978 | September 1978 | 1977 1978 | |
| Antilles (Netherlands) | 6 | 1,757 | 820 | 614 | 2,582 |
| Argentina | 92 | 412 | 85 | 901 | 589 |
| Association of South-East Asian Nations (ASEAN) - | | | | | |
| Indonesia | 13,454 | 12,326 | 5,866 | 20,739 | 31,646 |
| Malaysia | 13,209 | 10,571 | 11,415 | 32,392 | 35,195 |
| Philippines | 5,790 | 5,999 | 5,038 | 14,602 | 16,827 |
| Singapore, Republic of | 15,117 | 28,894 | 17,252 | 60,152 | 61,263 |
| Thailand | 2,966 | 3,302 | 2,016 | 8,116 | 8,285 |
| Total ASEAN | 50,536 | 61,092 | 47,587 | 136,001 | 153,216 |
| Australia (Re-imported) | 3,465 | 4,507 | 3,745 | 10,067 | 11,718 |
| Austria | 3,978 | 4,408 | 2,367 | 8,817 | 10,757 |
| Bahrain | 12,618 | 5,656 | 6,839 | 11,439 | 25,111 |
| Bangladesh | 537 | 467 | 496 | 1,509 | 1,501 |
| Brazil | 5,082 | 6,391 | 2,558 | 8,290 | 14,031 |
| Canada | 23,258 | 26,343 | 23,607 | 68,784 | 73,208 |
| China - excl. Taiwan Province | 9,663 | 7,999 | 9,706 | 25,981 | 27,368 |
| - Taiwan Province only | 24,803 | 29,527 | 26,897 | 71,083 | 81,227 |
| Christmas Island | 1,686 | 2,384 | 1,591 | 3,332 | 5,661 |
| Czechoslovakia | 1,030 | 1,788 | 1,071 | 4,362 | 3,889 |
| European Economic Community (EEC) - | | | | | |
| Belgium-Luxembourg | 7,617 | 6,812 | 5,948 | 26,920 | 20,378 |
| Denmark | 3,649 | 5,022 | 3,254 | 9,640 | 11,926 |
| France | 16,469 | 19,956 | 13,942 | 46,124 | 50,367 |
| Germany, Federal Republic of | 63,842 | 78,968 | 55,402 | 169,631 | 198,212 |
| Ireland | 2,901 | 3,032 | 1,998 | 6,128 | 7,932 |
| Italy | 29,003 | 32,286 | 27,026 | 89,621 | 81,315 |
| Netherlands | 11,067 | 19,799 | 14,457 | 42,219 | 45,322 |
| United Kingdom | 102,785 | 131,949 | 107,672 | 318,005 | 342,406 |
| Total EEC | 237,224 | 297,825 | 222,706 | 708,288 | 757,659 |
| Fiji | 792 | 738 | 627 | 337 | 2,158 |
| Finland | 4,413 | 6,111 | 4,874 | 12,868 | 15,398 |
| German Democratic Republic | 369 | 666 | 596 | 1,908 | 1,630 |
| Ghana | 449 | 85 | - | 7,628 | 534 |
| Gilbert Islands | 1,335 | 1,006 | 344 | 2,458 | 2,684 |
| Greece | 604 | 592 | 858 | 2,793 | 2,054 |
| Hong Kong | 26,880 | 29,350 | 26,334 | 70,831 | 82,563 |
| Hungary | 397 | 298 | 506 | 1,212 | 1,202 |
| India | 8,806 | 9,673 | 9,698 | 23,697 | 28,177 |
| Iran | 383 | 4,520 | 231 | 26,117 | 5,135 |
| Iraq | 15,984 | 11,989 | 7,744 | 43,014 | 35,717 |
| Israel | 2,493 | 1,005 | 2,336 | 6,015 | 5,835 |
| Ivory Coast | 12 | - | 256 | 6,930 | 268 |
| Japan | 227,234 | 214,767 | 206,294 | 547,146 | 648,295 |
| Kenya | 92 | 565 | 148 | 1,147 | 806 |
| Korea, Republic of | 11,854 | 10,229 | 8,640 | 29,149 | 30,723 |
| Kuwait | 11,054 | 13,336 | 3,409 | 26,300 | 27,790 |
| Malawi | - | 891 | 752 | 1,424 | 1,643 |
| Mexico | 423 | 722 | 351 | 3,251 | 1,496 |
| Nauru, Republic of | 5,244 | 4,698 | 3,069 | 8,719 | 13,010 |
| New Zealand | 32,116 | 36,629 | 33,126 | 100,381 | 101,871 |
| Norway | 3,261 | 1,972 | 747 | 5,543 | 5,980 |
| Pakistan, Islamic Republic of | 721 | 626 | 704 | 1,338 | 2,051 |
| Papua New Guinea | 8,364 | 6,667 | 4,905 | 29,213 | 19,937 |
| Poland | 716 | 1,314 | 517 | 1,981 | 2,548 |
| Portugal | 637 | 896 | 468 | 2,550 | 2,002 |
| Puerto Rico | 1,170 | 635 | 1,643 | 1,809 | 3,448 |
| Qatar | 1,197 | - | - | 12,107 | 1,197 |
| Romania | 187 | 471 | 263 | 1,256 | 921 |
| Saudi Arabia | 16,331 | 40,264 | 22,689 | 78,133 | 79,284 |
| South Africa, Republic of | 5,566 | 10,141 | 4,076 | 12,675 | 19,783 |
| Spain | 3,953 | 5,653 | 3,232 | 12,263 | 12,838 |
| Sri Lanka | 1,194 | 2,127 | 1,422 | 11,757 | 4,743 |
| Sweden | 13,819 | 17,917 | 8,961 | 50,286 | 40,696 |
| Switzerland | 13,730 | 15,519 | 11,175 | 27,924 | 40,424 |
| Tanzania | 555 | 195 | 630 | 1,340 | 1,380 |
| Turkey | 239 | 171 | 199 | 472 | 610 |
| Uganda | 253 | - | 898 | 4,055 | 1,151 |
| United Arab Emirates | 8465 | - | 6,352 | 12,746 | 14,817 |
| United States of America | 241,586 | 216,395 | 218,432 | 564,153 | 676,412 |
| U.S.S.R. | 618 | 628 | 358 | 1,157 | 1,604 |
| Yugoslavia | 754 | 546 | 412 | 1,795 | 1,712 |
| Origin Unknown | 424 | 106 | 491 | 995 | 1,021 |
| Other countries | 2,691 | 2,497 | 3,457 | 6,795 | 8,645 |
| Total | 1,051,456 | 1,123,165 | 946,285 | 2,827,936 | 3,120,906 |

DISTRIBUTION OF IMPORTS BY MAJOR COMMODITIES (a)

SEPTEMBER 1978 - Total imports \$946.3m



THREE MONTHS ENDED SEPTEMBER 1978 - Total imports \$3,120.9m



(a) Imports of the "major commodities" shown in these charts are significant imports by particular Sections (1 digit) and Divisions (2 digits) of the Australian Import Commodity Classification (figures in brackets following commodity descriptions denote the relevant Sections and Divisions) and represent 86% of total imports for September 1978, August 1978 and the three months ended September 1978.

TABLE 3. IMPORTS OF SELECTED COMMODITY ITEMS OF THE AUSTRALIAN IMPORT COMMODITY CLASSIFICATION \$'000

| A.I.C.C. Item | Description | July 1978 | August 1978 | September 1978 | Three months ended September 1977 1978 | |
|------------------|---|--------------|----------------|-------------------|--|---------|
| 0 | FOOD AND LIVE ANIMALS CHIEFLY FOR FOOD - | | | | | |
| 00 | LIVE ANIMALS CHIEFLY FOR FOOD - | | | | | |
| 001.50 | Horses, asses, mules and hinnies | 1,253 | 1,735 | 1,556 | 4,752 | 4,544 |
| | Total division 00 | 1,563 | 2,155 | 1,605 | 5,114 | 5,323 |
| 01 | MEAT AND MEAT PREPARATIONS (a) | 300 | 201 | 204 | 638 | 705 |
| 02 | DAIRY PRODUCTS AND BIRDS' EGGS - | | | | | |
| 024 | Cheese and curd | 2,072 | 2,324 | 1,223 | 5,325 | 5,619 |
| | Total division 02 (a) | 2,268 | 2,346 | 1,326 | 5,455 | 5,940 |
| 03 | FISH, CRUSTACEANS AND MOLLUSCS, AND PREPARATIONS THEREOF - | | | | | |
| 034 | Fish, fresh, chilled or frozen | 2,555 | 2,474 | 1,623 | 5,970 | 6,652 |
| 035 | Fish, salted, in brine, dried or smoked | 753 | 755 | 594 | 1,205 | 2,102 |
| 036 | Crustaceans and molluscs | 1,000 | 958 | 1,282 | 1,997 | 3,240 |
| 037 | Fish, crustaceans and molluscs, prepared or preserved, n.e.s. - | | | | | |
| | Fish (a) | 3,495 | 3,108 | 1,951 | 10,268 | 8,554 |
| 037.10 | Crustaceans and molluscs | 1,001 | 1,446 | 1,795 | 5,555 | 4,242 |
| 037.20 | Total division 03 (a) | 8,804 | 8,778 | 7,244 | 24,994 | 24,826 |
| 04 | CEREALS AND CEREAL PREPARATIONS - | | | | | |
| 044 | Maize (corn), unmilled | 108 | 67 | 166 | 278 | 341 |
| 048 | Cereal and flour preparations - | | | | | |
| 048.42 | Pastry, biscuits, cakes | 769 | 1,625 | 919 | 3,695 | 3,313 |
| | Total division 04 | 1,152 | 1,976 | 1,567 | 5,207 | 4,695 |
| 05 | VEGETABLES AND FRUIT - | | | | | |
| 054 | Vegetables, fresh, chilled, frozen or simply preserved - | | | | | |
| 054.20 | Dried shelled beans, peas, lentils, other legumes | 992 | 743 | 534 | 1,729 | 2,269 |
| 054.61 | Vegetables, frozen | 497 | 486 | 354 | 841 | 1,337 |
| 056 | Vegetables, prepared or preserved, n.e.s. (a) | 2,317 | 2,594 | 1,978 | 7,003 | 6,889 |
| (b) | Coconuts, brazil nuts, cashew nuts, fresh or dried | 1,227 | 1,260 | 1,310 | 6,740 | 3,797 |
| (c) | Other edible nuts, fresh or dried | 773 | 673 | 462 | 1,516 | 1,908 |
| 058 | Fruit, preserved, and fruit preparations (a) | 1,215 | 1,056 | 1,230 | 3,797 | 3,502 |
| | Total division 05 (a) | 7,745 | 7,357 | 6,254 | 23,373 | 21,355 |
| 06 | SUGAR, SUGAR PREPARATIONS AND HONEY - | | | | | |
| 061 | Sugar and honey (a) | 242 | 228 | 324 | 1,180 | 795 |
| 062 | Sugar confectionery (not containing cocoa) | 418 | 980 | 566 | 1,595 | 1,964 |
| | Total division 06 (a) | 661 | 1,208 | 890 | 2,775 | 2,759 |
| 07 | COFFEE, TEA, COCOA, SPICES AND MANUFACTURES THEREOF - | | | | | |
| 071 | Coffee and coffee substitutes | 9,011 | 7,376 | 3,844 | 44,095 | 20,230 |
| 072 | Cocoa - | | | | | |
| 072.10 | Cocoa beans, raw or roasted | 4,037 | 2,261 | 2,179 | 13,103 | 8,477 |
| 072.32 | Cocoa butter | 947 | 783 | 981 | 1,203 | 2,711 |
| 074 | Tea and mate - | | | | | |
| 074.10 | Tea | 2,923 | 4,041 | 1,795 | 23,792 | 8,759 |
| | Total division 07 | 19,502 | 18,085 | 11,937 | 87,809 | 49,523 |
| 08 | FEEDING STUFF FOR ANIMALS - | | | | | |
| (d) | Oil-cake and other residues of vegetable oils | 150 | 5 | 137 | 439 | 292 |
| (e) | Flours and meals of meat, fish, etc. | 17 | 296 | 266 | 216 | 579 |
| 081.99 | Sweetened forage; animal feeding preparations, n.e.s. | 820 | 1,087 | 911 | 1,680 | 2,818 |
| | Total division 08 | 1,022 | 1,392 | 1,317 | 2,339 | 3,731 |
| 09 | MISCELLANEOUS EDIBLE PRODUCTS AND PREPARATIONS (a) | 1,768 | 1,388 | 1,482 | 4,584 | 4,637 |
| | Total section 0 (a) | 44,784 | 44,885 | 33,827 | 162,289 | 123,496 |

(a) See paragraph 8 of Explanatory Notes. (b) 057.71-73. (c) 057.74-79. (d) 081.31-39. (e) 081.41,42.

TABLE 3. IMPORTS OF SELECTED COMMODITY ITEMS OF THE AUSTRALIAN IMPORT COMMODITY CLASSIFICATION — continued
 \$'000

| A.I.C.C. Item | Description | July 1978 | August 1978 | September 1978 | Three months ended September 1977 | |
|------------------|---|---------------|----------------|-------------------|---|---------------|
| 1 | BEVERAGES AND TOBACCO — | | | | | |
| 11 | BEVERAGES — | | | | | |
| 112 | Alcoholic beverages — | | | | | |
| 112.12 | Wine of fresh grapes | 1,054 | 1,603 | 1,124 | 3,667 | 3,781 |
| (b) | Spirits, liqueurs and other spirituous beverages n.e.s. | 3,859 | 4,786 | 4,406 | 10,817 | 13,051 |
| | <i>Total division 11</i> | <i>7,054</i> | <i>6,738</i> | <i>5,669</i> | <i>14,831</i> | <i>19,461</i> |
| 12 | TOBACCO AND TOBACCO MANUFACTURES — | | | | | |
| 121 | Tobacco, unmanufactured | 2,750 | 2,394 | 1,447 | 8,874 | 6,590 |
| 122 | Tobacco, manufactured — | | | | | |
| 122.10 | Cigars, cigarillos and cheroots | 559 | 419 | 460 | 2,147 | 1,438 |
| 122.20 | Cigarettes | 663 | 282 | 1,108 | 1,333 | 2,053 |
| 122.30 | Tobacco, manufactured (incl. snuff) | 521 | 687 | 884 | 2,038 | 2,092 |
| | <i>Total division 12</i> | <i>4,493</i> | <i>3,781</i> | <i>3,898</i> | <i>14,391</i> | <i>12,173</i> |
| | Total section 1 | 11,547 | 10,519 | 9,568 | 29,222 | 31,634 |
| 2 | CRUDE MATERIALS, INEDIBLE, EXCEPT FUELS — | | | | | |
| 21 | HIDES, SKINS AND FURSKINS, RAW — | | | | | |
| 211 | Hides and skins (except furskins), raw — | | | | 230 | — |
| 211.10 | Bovine and equine hides (except calf skins) | — | 134 | 125 | 341 | 352 |
| 212 | Furskins, raw | 94 | 134 | 125 | 578 | 353 |
| | <i>Total division 21</i> | | | | | |
| 22 | OIL-SEEDS AND OLEAGINOUS FRUIT — | | | | | |
| (c) | Oil-seeds and oleaginous fruit, n.e.s. | 233 | 207 | 251 | 460 | 690 |
| | <i>Total division 22</i> | <i>256</i> | <i>236</i> | <i>280</i> | <i>1,961</i> | <i>771</i> |
| 23 | CRUDE RUBBER (INCLUDING SYNTHETIC AND RECLAIMED) — | | | | | |
| 232 | Natural rubber latex; natural rubber and similar natural gums | 2,732 | 3,130 | 2,833 | 9,646 | 8,695 |
| (d) | Synthetic rubber latex; synthetic rubber | 1,368 | 1,655 | 1,435 | 3,154 | 4,458 |
| | <i>Total division 23</i> | <i>4,137</i> | <i>4,828</i> | <i>4,292</i> | <i>12,868</i> | <i>13,256</i> |
| 24 | CORK AND WOOD — | | | | | |
| 248 | Wood, simply worked, and railway sleepers of wood — | | | | | |
| 248.21 | Wood of coniferous species, sawn lengthwise, etc. | 8,387 | 6,365 | 5,374 | 17,773 | 20,126 |
| 248.31 | Wood of non-coniferous species, sawn lengthwise, etc. | 2,281 | 2,535 | 2,048 | 9,096 | 6,864 |
| 248.32 | Wood of non-coniferous species, planed, tongued, etc. but not further manufactured | 1,195 | 1,396 | 903 | 3,369 | 3,495 |
| | <i>Total division 24 (a)</i> | <i>13,731</i> | <i>12,031</i> | <i>9,779</i> | <i>33,337</i> | <i>35,541</i> |
| 25 | PULP AND WASTE PAPER — | | | | | |
| 251.71 | Soda and sulphate wood pulp, unbleached | 479 | 1,172 | 1,587 | 4,581 | 3,238 |
| 251.72 | Soda and sulphate wood pulp, bleached | 5,129 | 2,101 | 6,037 | 9,436 | 13,267 |
| 251.82 | Sulphite wood pulp, bleached | 87 | 123 | 330 | 901 | 540 |
| | <i>Total division 25</i> | <i>5,812</i> | <i>3,661</i> | <i>9,240</i> | <i>16,635</i> | <i>18,714</i> |

(a) See paragraph 8 of Explanatory Notes. (b) 112.41-49. (c) 222.40-60; 223.80. (d) 233.11-19.

TABLE 3. IMPORTS OF SELECTED COMMODITY ITEMS OF THE AUSTRALIAN IMPORT COMMODITY CLASSIFICATION — *continued*
\$'000

| A.I.C.C. Item | Description | July 1978 | August 1978 | September 1978 | Three months ended September 1977 1978 | |
|------------------|--|---------------|----------------|-------------------|--|----------------|
| 26 | TEXTILE FIBRES AND THEIR WASTES — | | | | | |
| 263 | Cotton — | | | | | |
| 263.10 | Raw cotton (except linters), not carded or combed | 205 | 388 | 217 | 568 | 810 |
| 264 | Jute and other textile bast fibres, n.e.s. | 147 | 224 | 252 | 225 | 623 |
| 265 | Vegetable fibres (except cotton and jute) — | | | | | |
| 265.40 | Sisal, etc.; waste | 13 | 269 | 267 | 450 | 549 |
| (b) | Discontinuous synthetic fibres, not carded or combed | 1,816 | 1,602 | 1,563 | 5,057 | 4,982 |
| 267.11 | Discontinuous regenerated fibres, not carded or combed | 473 | 744 | 203 | 1,505 | 1,420 |
| 267.12 | Continuous filament tow, for manufacture of discontinuous regenerated fibres | 620 | 370 | 485 | 1,832 | 1,474 |
| 268 | Wool and other animal hair (excl. wool tops) — | | | | | |
| 268.20 | Sheep's or lambs' wool, degreased | 1,477 | 2,357 | 1,424 | 7,707 | 5,259 |
| | Total division 26(a) | 5,220 | 6,546 | 4,850 | 19,305 | 16,616 |
| 27 | CRUDE FERTILISERS AND CRUDE MINERALS — | | | | | |
| 271 | Fertilisers, crude — | | | | | |
| (c) | Natural phosphates | 11,724 | 8,086 | 5,663 | 14,506 | 25,474 |
| 274 | Sulphur and unroasted iron pyrites — | | | | | |
| 274.10 | Sulphur, except sublimed, precipitated or colloidal | 644 | 1,278 | 1,625 | 2,532 | 3,547 |
| 278 | Other crude minerals — | | | | | |
| 278.40 | Asbestos | 1,719 | 1,102 | 1,724 | 7,167 | 4,545 |
| | Total division 27 | 17,211 | 12,667 | 12,515 | 30,257 | 42,393 |
| 28 | METALLIFEROUS ORES AND METAL SCRAP — | | | | | |
| 287 | Ores and concentrates of base metals — | | | | | |
| 287.22 | Nickel mattes, sinters, etc. | — | — | — | 5,658 | — |
| 287.93 | Titanium, vanadium, molybdenum, zirconium, etc. | 111 | 51 | 267 | 275 | 429 |
| 288 | Non-ferrous base metal waste and scrap, n.e.s. — | | | | | |
| 288.10 | Ash and residues, containing metals or metallic compounds, n.e.s. | 72 | 3 | 7 | 38 | 83 |
| 288.21 | Copper waste and scrap | 97 | 38 | 31 | 119 | 166 |
| 288.23 | Aluminium waste and scrap | 108 | 156 | 158 | 421 | 422 |
| 289 | Ores and concentrates of precious metals; waste, scrap and sweepings (except of gold) — | | | | | |
| 289.02 | Sweepings, residues, etc., of precious metals (except gold) | — | — | — | 112 | 1 |
| | Total division 28(a) | 512 | 455 | 603 | 8,727 | 1,570 |
| 29 | CRUDE ANIMAL AND VEGETABLE MATERIALS, N.E.S. — | | | | | |
| 291 | Crude animal materials, n.e.s. — | | | | | |
| 291.92 | Bristles and brush-making hair and their wastes | 162 | 103 | 217 | 270 | 481 |
| 291.93 | Guts, bladders and stomachs of animals (except fish) | 394 | 417 | 308 | 642 | 1,119 |
| 292 | Crude vegetable materials, n.e.s. — | | | | | |
| 292.20 | Natural gums, resins, balsams and lacs | 98 | 200 | 133 | 499 | 431 |
| 292.50 | Seeds, fruit and spores, n.e.s., for sowing | 600 | 610 | 508 | 1,724 | 1,718 |
| 292.91 | Saps, pectic substances, etc. | 458 | 713 | 583 | 1,001 | 1,754 |
| | Total division 29(a) | 2,380 | 2,586 | 2,328 | 6,018 | 7,294 |
| | Total section 2(a) | 49,353 | 43,143 | 44,011 | 129,685 | 136,507 |

(a) See paragraph 8 of Explanatory Notes. (b) 266.51-59. (c) 271.31,32.

TABLE 3. IMPORTS OF SELECTED COMMODITY ITEMS OF THE AUSTRALIAN IMPORT COMMODITY CLASSIFICATION — *continued*
\$'000

| A.I.C.C. Item | Description | July 1978 | August 1978 | September 1978 | Three months ended September 1977 1978 | |
|------------------|--|---------------|----------------|-------------------|--|----------------|
| 3 | MINERAL FUELS, LUBRICANTS AND RELATED MATERIALS — | | | | | |
| 32 | COAL, COKE AND BRIQUETTES — | | | | | |
| 325.30 | Peat and briquettes of peat | 50 | 137 | 113 | 173 | 300 |
| 325.50 | Coke and semi-coke | — | — | 45 | 156 | 45 |
| | <i>Total division 32</i> | <i>51</i> | <i>146</i> | <i>159</i> | <i>338</i> | <i>356</i> |
| 33 | PETROLEUM, PETROLEUM PRODUCTS AND RELATED MATERIALS — | | | | | |
| 333 | Crude petroleum oils and crude oils from bituminous minerals | 49,431 | 28,262 | 22,013 | 125,738 | 99,707 |
| 334 | Refined petroleum products — | | | | | |
| (b) | Motor spirit, gasoline, etc. (except spirit type jet fuel) | 2,623 | 8,500 | 3,972 | 28,729 | 15,096 |
| 334.40 | Fuel oils n.e.s. incl. furnace fuel and partly refined petroleum | 27,561 | 65,153 | 31,426 | 86,070 | 124,140 |
| (c) | Mineral tars and products of their distillation | 83 | 96 | 33 | 172 | 212 |
| | <i>Total division 33</i> | <i>85,201</i> | <i>113,959</i> | <i>67,573</i> | <i>274,443</i> | <i>266,733</i> |
| 34 | GAS, NATURAL AND MANUFACTURED | 14 | 18 | 24 | 49 | 56 |
| | Total section 3 | 85,266 | 114,122 | 67,756 | 274,830 | 267,145 |
| 4 | ANIMAL AND VEGETABLE OILS, FATS AND WAXES — | | | | | |
| 41 | ANIMAL OILS AND FATS — | | | | | |
| (d) | Oils and fats of fish and marine mammals | 24 | 40 | 36 | 287 | 99 |
| | <i>Total division 41</i> | <i>35</i> | <i>51</i> | <i>37</i> | <i>323</i> | <i>123</i> |
| 42 | FIXED VEGETABLE OILS AND FATS — | | | | | |
| 423 | Fixed vegetable oils, soft — | | | 4 | 1,590 | 1,914 |
| 423.20 | Soya bean oil | 1,333 | 577 | | | |
| 423.50 | Olive oil | 553 | 443 | 236 | 1,575 | 1,232 |
| 424 | Fixed vegetable oils, other — | | | | | |
| 424.20 | Palm oil | 936 | 1,342 | 1,374 | 4,302 | 3,652 |
| 424.30 | Coconut oil | 1,108 | 166 | 1,507 | 2,364 | 2,781 |
| | <i>Total division 42</i> | <i>4,434</i> | <i>3,898</i> | <i>3,880</i> | <i>15,875</i> | <i>12,211</i> |
| 43 | ANIMAL AND VEGETABLE OILS AND FATS, PROCESSED, AND WAXES OF ANIMAL OR VEGETABLE ORIGIN — | | | | | |
| 431.10 | Animal and vegetable oils, boiled, oxidised, etc. | 15 | 343 | 36 | 178 | 395 |
| 431.20 | Animal and vegetable oils and fats, hydrogenated or solidified | 509 | 746 | 355 | 1,426 | 1,610 |
| 431.31 | Fatty acids; acid oils from refining | 132 | 26 | 208 | 391 | 367 |
| | <i>Total division 43</i> | <i>699</i> | <i>1,134</i> | <i>614</i> | <i>2,078</i> | <i>2,447</i> |
| | Total section 4 | 5,168 | 5,083 | 4,530 | 18,277 | 14,781 |
| 5 | CHEMICALS AND RELATED PRODUCTS, N.E.S. — | | | | | |
| 51 | ORGANIC CHEMICALS — | | | | | |
| 511 | Hydrocarbons n.e.s. and derivatives — | | | | | |
| (e) | Other hydrocarbons | 967 | 199 | 825 | 1,735 | 1,991 |
| 511.25 | Styrene | — | 523 | 193 | 2,526 | 715 |
| (f) | Halogenated derivatives of hydrocarbons | 1,076 | 1,704 | 1,894 | 4,758 | 4,674 |
| 512 | Alcohols, phenols, etc. and derivatives — | | | | | |
| (g) | Phenols and phenol-alcohols | 486 | 528 | 644 | 1,111 | 1,658 |

(b) 334.11, 19. (c) 335.22–25. (d) 411.11–13. (e) 511.11–29 excl. 511.25. (f) 511.31–39. (g) 512.34–36.

TABLE 3. IMPORTS OF SELECTED COMMODITY ITEMS OF THE AUSTRALIAN IMPORT COMMODITY CLASSIFICATION - continued
 \$'000

| A.I.C.C. Item | Description | July 1978 | August 1978 | September 1978 | Three months ended September 1978 | |
|---------------|---|-----------|-------------|----------------|-----------------------------------|--------|
| 51 | ORGANIC CHEMICALS - continued | | | | | |
| 513 | Carboxylic acids and derivatives - | | | | | |
| (b) | Monocarboxylic acids and derivatives | 884 | 1,574 | 880 | 3,562 | 3,338 |
| 513.90 | Oxygen-function carboxylic acids and derivatives | 985 | 1,918 | 1,129 | 3,283 | 4,033 |
| 514 | Nitrogen-function compounds - | | | | | |
| 514.50 | Amine-function compounds | 712 | 688 | 820 | 2,525 | 2,219 |
| 514.60 | Single or complex oxygen-function amino-compounds | 2,738 | 1,600 | 2,572 | 5,085 | 6,910 |
| 514.70 | Carboxamide-function compounds; amide-function compounds (excl. urea)(a) | 770 | 842 | 888 | 2,212 | 2,500 |
| 515 | Organo-inorganic and heterocyclic compounds - | | | | | |
| 515.40 | Organo-sulphur compounds | 1,034 | 956 | 1,042 | 3,127 | 3,031 |
| (c) | Heterocyclic compounds; nucleic acids | 6,216 | 5,682 | 5,810 | 15,164 | 17,708 |
| 515.71 | Sulphonamides | 482 | 388 | 489 | 1,830 | 1,359 |
| 516 | Other organic chemicals - | | | | | |
| (d) | F-oxides, epoxyalcohols, etc., and derivatives | 38 | 1,950 | 258 | 2,914 | 2,247 |
| (e) | Ketones, quinones and derivatives | 1,001 | 381 | 174 | 1,761 | 1,556 |
| | Total division 51 (a) | 22,006 | 24,461 | 22,595 | 65,721 | 69,062 |
| 52 | INORGANIC CHEMICALS - | | | | | |
| 522 | Inorganic chemical elements, oxides, etc. - | | | | | |
| (f) | Sodium hydroxide | 2,908 | 10,572 | 2,045 | 12,848 | 15,524 |
| 523 | Other inorganic chemicals | 3,476 | 5,028 | 4,448 | 9,893 | 12,953 |
| | Total division 52 | 8,455 | 18,419 | 9,288 | 29,848 | 36,162 |
| 53 | DYEING, TANNING AND COLOURING MATERIALS - | | | | | |
| 531 | Synthetic organic dyestuffs, etc., natural indigo and colour lakes | 2,757 | 3,334 | 2,250 | 7,210 | 8,341 |
| 533 | Pigments, paints, varnishes, etc. - | | | | | |
| (g) | Other colouring matter | 255 | 459 | 424 | 1,075 | 1,138 |
| 533.10 | Varnishes, lacquers, paints, etc. | 949 | 779 | 720 | 1,937 | 2,448 |
| 533.54 | Glaziers' putty; painters' fillings, etc. | 569 | 808 | 684 | 1,207 | 2,061 |
| | Total division 53 | 5,563 | 6,168 | 4,793 | 13,563 | 16,524 |
| 54 | MEDICINAL AND PHARMACEUTICAL PRODUCTS - | | | | | |
| (h) | Antibiotics | 1,406 | 1,234 | 1,561 | 4,507 | 4,200 |
| (i) | Medicaments | 5,580 | 5,036 | 4,531 | 15,107 | 15,147 |
| 541.91 | Wadding, gauze, bandages, etc. | 959 | 769 | 631 | 2,154 | 2,359 |
| | Total division 54 | 10,739 | 9,972 | 8,853 | 27,305 | 29,564 |
| 55 | ESSENTIAL OILS AND PERFUME MATERIALS; TOILET, POLISHING AND CLEANSING PREPARATIONS - | | | | | |
| 551 | Essential oils, perfume and flavour materials - | | | | | |
| 551.30 | Essential oils; concretes and absolutes; resinoids; concentrates of essential oils in fats, etc. | 593 | 422 | 360 | 1,256 | 1,376 |
| 551.40 | Mixtures of odoriferous substances | 696 | 986 | 954 | 2,317 | 2,636 |
| 553 | Perfumery, cosmetics and toilet preparations | 2,199 | 2,279 | 2,176 | 5,627 | 6,653 |
| 554 | Soap, cleansing and polishing preparations - | | | | | |
| (j) | Soap; organic surface-active products, preparations for use as soap | 351 | 553 | 465 | 1,084 | 1,369 |
| 554.10 | Organic surface-active agents; washing preparations | 1,284 | 1,267 | 950 | 3,231 | 3,501 |
| 554.20 | Organic surface-active agents; washing preparations | 5,273 | 5,630 | 5,078 | 13,776 | 15,981 |
| | Total division 55 | | | | | |
| 56 | FERTILISERS, MANUFACTURED - | | | | | |
| (k) | Mineral or chemical fertilisers, potassic fertilisers, other than nitrogenous, phosphatic or potassic | 669 | 1,165 | 1,772 | 2,189 | 3,606 |
| | Total division 56 (a) | 199 | 152 | 231 | 615 | 582 |
| | | 2,147 | 1,804 | 2,042 | 2,958 | 5,993 |
| 57 | EXPLOSIVES AND PYROTECHNIC PRODUCTS - | | | | | |
| 572.20 | Safety fuses, percussion caps, detonators, etc. | 72 | 80 | 28 | 917 | 181 |
| | Total division 57 | 246 | 147 | 96 | 1,270 | 488 |

(a) See paragraph 8 of Explanatory Notes. (b) 513.71-79. (c) 515.61.69. (d) 516.13-19. (e) 516.23-29. (f) 522.52.53. (g) 533.41-44. (h) 541.31-39. (i) 541.71-79. (j) 562.31-39. (k) 562.91-99.

TABLE 3. IMPORTS OF SELECTED COMMODITY ITEMS OF THE AUSTRALIAN IMPORT COMMODITY CLASSIFICATION - *continued*
\$'000

| A.I.C.C. Item | Description | July 1978 | August 1978 | September 1978 | Three months ended September 1977 1978 | |
|------------------|--|--------------|----------------|-------------------|--|---------|
| 58 | ARTIFICIAL RESINS AND PLASTIC MATERIALS AND CELLULOSE ESTERS AND ETHERS - | | | | | |
| 582 | Condensation, poly-condensation and poly-addition products | 6,608 | 8,574 | 7,339 | 19,988 | 22,522 |
| 583 | Polymerisation and copolymerisation products (a) | 9,376 | 9,745 | 9,335 | 23,612 | 28,456 |
| 584 | Regenerated cellulose, etc. | 2,770 | 3,482 | 2,498 | 7,839 | 8,750 |
| | Total division 58 (a) | 19,529 | 23,258 | 20,143 | 54,141 | 62,929 |
| 59 | CHEMICAL MATERIALS AND PRODUCTS, N.E.S. - | | | | | |
| 591 | Disinfectants, insecticides, fungicides, etc., for retail sale (a) | 1,272 | 1,077 | 1,221 | 4,216 | 3,569 |
| 592.23 | Gelatin and gelatin derivatives, etc. | 206 | 347 | 74 | 719 | 627 |
| 598.14 | Rosin and resin acids, etc. and derivatives | 172 | 335 | 268 | 738 | 776 |
| 598.20 | Anti-knock preparations, oxidation inhibitors, etc. | 5,135 | 3,428 | 1,521 | 12,221 | 10,084 |
| | Total division 59 | 12,271 | 11,125 | 7,383 | 33,227 | 30,779 |
| | Total section 5 (a) | 86,230 | 100,984 | 80,270 | 241,808 | 267,484 |
| 6 | MANUFACTURED GOODS CLASSIFIED CHIEFLY BY MATERIAL - | | | | | |
| 61 | LEATHER, LEATHER MANUFACTURES, N.E.S., AND DRESSED FURSKINS - | | | | | |
| 611 | Leather - | | | | | |
| 611.30 | Calf leather (a) | 151 | 120 | 97 | 253 | 367 |
| 611.40 | Other bovine cattle and equine leather (a) | 404 | 539 | 683 | 822 | 1,626 |
| 611.50 | Sheep and lamb skin leather (a) | 4 | 16 | 7 | 349 | 28 |
| 611.61 | Goat and kid skin leather (a) | 565 | 648 | 322 | 880 | 1,536 |
| 612 | Manufactures of leather or of composition leather, etc., n.e.s. - | | | | | |
| 612.20 | Saddlery and harness etc., for any kind of animal | 212 | 244 | 194 | 805 | 650 |
| 612.30 | Parts of footwear (uppers, in-soles, etc.) not of metal or asbestos | 410 | 437 | 520 | 1,222 | 1,367 |
| 613 | Furskins, tanned or dressed, pieces or cuttings | 335 | 274 | 211 | 964 | 819 |
| | Total division 61 | 2,455 | 2,622 | 2,288 | 5,949 | 7,366 |
| 62 | RUBBER MANUFACTURES, N.E.S. - | | | | | |
| 621 | Materials of rubber - | | | | | |
| 621.05 | Piping and tubing of unhardened vulcanised rubber | 1,066 | 1,188 | 1,047 | 3,145 | 3,302 |
| 625 | Rubber tyres and tubes, etc. | 8,694 | 7,693 | 6,819 | 23,956 | 23,205 |
| 628 | Articles of rubber, n.e.s. - | | | | | |
| 628.20 | Transmission, conveyer belts, etc. | 799 | 858 | 859 | 2,903 | 2,516 |
| 628.98 | Articles of unhardened vulcanised rubber n.e.s. | 1,673 | 1,998 | 1,607 | 4,103 | 5,278 |
| | Total division 62 | 13,236 | 12,901 | 11,175 | 36,160 | 37,311 |
| 63 | CORK AND WOOD MANUFACTURES (EXCL. FURNITURE) - | | | | | |
| 633 | Cork manufactures - | | | | | |
| 633.01 | Articles of natural cork | 240 | 299 | 150 | 1,022 | 688 |
| 633.02 | Agglomerated cork and articles thereof | 316 | 174 | 192 | 446 | 682 |
| 634 | Veneers, plywood, 'improved' or reconstituted wood, etc. - | | | | | |
| 634.10 | Wood sawn lengthwise, thickness not exceeding 5 mm | 601 | 831 | 332 | 1,505 | 1,763 |
| 634.20 | Plywood consisting solely of sheets of wood | 1,546 | 1,888 | 1,337 | 3,948 | 4,771 |
| 634.92 | Wooden beadings and mouldings | 448 | 398 | 288 | 1,007 | 1,135 |
| 635 | Wood manufactures, n.e.s. - | | | | | |
| 635.30 | Builders' carpentry and joinery (incl. prefabricated buildings) | 738 | 474 | 541 | 1,545 | 1,752 |
| 635.49 | Domestic or decorative articles of wood, n.e.s. | 381 | 394 | 404 | 1,254 | 1,179 |
| | Total division 63 (a) | 5,044 | 5,438 | 3,944 | 13,494 | 14,426 |

(a) See paragraph 8 of Explanatory Notes.

TABLE 3. IMPORTS OF SELECTED COMMODITY ITEMS OF THE AUSTRALIAN IMPORT COMMODITY CLASSIFICATION - continued
\$'000

| A.I.C.C. Item | Description | July 1978 | August 1978 | September 1978 | Three months ended September 1977 1978 | |
|------------------|---|--------------|----------------|-------------------|--|--------|
| 64 | PAPER, PAPERBOARD AND ARTICLES OF PAPER PULP, PAPER OR PAPERBOARD - | | | | | |
| 641 | Paper and paperboard - | | | | | |
| 641.10 | Newsprint | 4,896 | 10,005 | 6,281 | 21,400 | 21,181 |
| 641.21 | Uncoated printing and writing paper | 3,834 | 2,210 | 1,343 | 7,246 | 7,387 |
| 641.22 | Printing and writing paper, coated, etc. | 2,697 | 3,266 | 2,977 | 7,684 | 8,940 |
| (b) | Kraft paper and paperboard | 1,154 | 914 | 647 | 1,975 | 2,715 |
| (c) | Paper and paperboard, in rolls or sheets (except parchment or greaseproof paper) n.e.s. | 1,592 | 2,147 | 1,541 | 5,587 | 5,280 |
| 641.53 | Parchment or greaseproof paper and paperboard, etc. | 662 | 664 | 203 | 1,437 | 1,529 |
| (d) | Paper (not printing and writing) and paperboard, impregnated, coated, etc. | 6,562 | 6,716 | 5,733 | 16,848 | 19,011 |
| 641.97 | Wallpaper and linocrusta; window transparencies of paper | 340 | 606 | 389 | 1,130 | 1,335 |
| 642 | Paper and paperboard, cut to size or shape and articles thereof (a) | 2,727 | 3,636 | 2,740 | 8,215 | 9,102 |
| | Total division 64 (a) | 23,854 | 31,527 | 23,548 | 73,670 | 80,928 |
| 65 | TEXTILE YARN, FABRICS, MADE-UP ARTICLES N.E.S., AND RELATED PRODUCTS - | | | | | |
| 651 | Textile yarn - | | | | | |
| (e) | Yarn of carded sheep's or lambs' wool, not for retail sale | 1,492 | 2,007 | 1,163 | 3,589 | 4,662 |
| (f) | Yarn of combed sheep's or lamb' wool, not for retail sale | 219 | 171 | 271 | 538 | 660 |
| (g) | Cotton yarn, not for retail sale | 765 | 552 | 538 | 1,573 | 1,855 |
| (h) | Yarn of continuous synthetic fibres, not for retail sale | 2,431 | 2,610 | 2,020 | 6,264 | 7,062 |
| (i) | Yarn of discontinuous synthetic fibres, not for retail sale | 5,156 | 5,282 | 4,871 | 15,619 | 15,309 |
| 651.49 | Monofil, strip, etc., of synthetic fibre materials | 336 | 371 | 457 | 813 | 1,164 |
| (j) | Yarn of discontinuous synthetic fibres, for retail sale | 349 | 201 | 73 | 584 | 623 |
| (k) | Yarn of continuous regenerated fibres, not for retail sale | 1,074 | 1,088 | 612 | 2,429 | 2,774 |
| (l) | Yarn of discontinuous regenerated fibres, not for retail sale | 56 | 214 | 61 | 843 | 331 |
| 652 | Woven cotton fabrics (except narrow or special fabrics) - | | | | | |
| (m) | Woven cotton fabrics (other than cotton gauze and Terry fabrics of cotton), unbleached, unmercerised | 1,339 | 1,215 | 1,417 | 2,966 | 3,971 |
| 652.23 | Pile and chenille fabrics, woven, of cotton | 650 | 1,345 | 1,207 | 2,816 | 3,202 |
| (n) | Other woven cotton fabrics | 14,370 | 15,078 | 12,412 | 38,880 | 41,860 |
| 653 | Woven fabrics of man-made fibres (except narrow or special) - | | | | | |
| (o) | Woven fabrics of continuous synthetic textile materials | 2,614 | 2,391 | 2,083 | 5,101 | 7,088 |
| (p) | Woven fabrics of discontinuous synthetic fibres | 4,763 | 5,053 | 4,923 | 11,073 | 14,739 |
| (q) | Woven fabrics of continuous regenerated textile materials | 352 | 394 | 469 | 1,332 | 1,214 |
| (r) | Woven fabrics of discontinuous regenerated fibres | 805 | 1,143 | 820 | 1,714 | 2,768 |
| 653.97 | Woven pile and chenille fabrics of synthetic fibres | 2,009 | 2,300 | 1,587 | 4,793 | 5,896 |
| 653.98 | Woven pile and chenille fabrics of regenerated fibres | 330 | 288 | 187 | 841 | 806 |
| 654 | Woven textile fabrics (except of cotton or man- made fibres) - | | | | | |
| (s) | Woven fabrics of silk, noil, etc. | 424 | 373 | 356 | 658 | 1,153 |
| 654.10 | Woven fabrics of wool or fine animal hair (except pile and chenille fabrics) | 299 | 253 | 500 | 1,290 | 1,053 |
| 654.40 | Woven fabrics of flax or ramie | 230 | 284 | 331 | 812 | 845 |
| 654.50 | Woven fabrics of jute | 895 | 682 | 712 | 2,001 | 2,288 |
| 654.60 | Woven textile fabrics of glass fibre | 157 | 181 | 209 | 553 | 547 |
| 655 | Knitted or crocheted fabrics | 2,562 | 2,657 | 2,170 | 7,710 | 7,389 |
| 656 | Tulle, lace, etc., and other small wares - | | | | | |
| 656.01 | Narrow woven fabrics | 387 | 402 | 330 | 997 | 1,119 |
| 656.06 | Embroidery | 786 | 507 | 497 | 1,959 | 1,791 |

(a) See paragraph 8 of Explanatory Notes. (b) 641.31-39. (c) 641.51, 52, 59. (d) 641.82, 85. (e) 651.22, 27. (f) 651.23, 28. (g) 651.31-34. (h) 651.41-47. (i) 651.48, 66-68. (j) 651.52, 69. (k) 651.71-73. (l) 651.74-77. (m) 652.14, 15. (n) 652.24, 25. (o) 653.14-16. (p) 653.20-49. (q) 653.54-56. (r) 653.60-89. (s) 654.21-33.

TABLE 3. IMPORTS OF SELECTED COMMODITY ITEMS OF THE AUSTRALIAN IMPORT COMMODITY CLASSIFICATION - *continued*
\$'000

| A.L.C.C. Item | Description | July | August | September | Three months ended | |
|------------------|---|--------|--------|-----------|-----------------------|-------------------|
| | | 1978 | 1978 | 1978 | September 1977 | September 1978 |
| 65 | TEXTILE YARN, FABRICS, MADE-UP ARTICLES N.E.S., AND RELATED PRODUCTS - <i>continued</i> | | | | | |
| 657 | Special textile fabrics and related products - | | | | | |
| 657.10 | Felt and articles of felt, n.e.s. | 322 | 383 | 318 | 594 | 1,023 |
| 657.20 | Fabrics and articles of bonded fibre | 606 | 741 | 765 | 2,445 | 2,112 |
| 657.32 | Textile fabrics impregnated or coated with artificial plastic materials | 714 | 926 | 765 | 1,774 | 2,405 |
| 657.33 | Rubberised textile fabrics (except knitted or crocheted) | 278 | 329 | 303 | 1,509 | 910 |
| 657.51 | Twine, cordage, ropes, cables | 421 | 543 | 747 | 1,825 | 1,711 |
| 657.52 | Nets and netting made of twine, cordage, etc. | 205 | 161 | 273 | 377 | 639 |
| 657.71 | Wadding and articles of wadding, n.e.s. | 222 | 144 | 217 | 411 | 584 |
| 657.73 | Textile fabrics and articles used in machinery or plant | 547 | 481 | 541 | 1,344 | 1,570 |
| 657.92 | Transmission or conveyor belts, etc., of textile material | 160 | 110 | 83 | 973 | 353 |
| 658 | Made-up articles, wholly or chiefly of textile materials, n.e.s. - | | | | | |
| 658.10 | Sacks and bags | 1,301 | 1,479 | 1,392 | 4,744 | 4,172 |
| (b) | Tarpaulins, sails, awnings, tents, etc. | 282 | 844 | 657 | 3,503 | 1,784 |
| (c) | Travelling rugs and blankets (except electric) of fibres other than cotton | 95 | 232 | 192 | 753 | 519 |
| 658.32 | Travelling rugs and blankets (except electric) of cotton | 79 | 23 | 46 | 214 | 147 |
| (d) | Linen, curtains and other textile furnishing articles | 2,665 | 3,250 | 2,934 | 8,774 | 8,849 |
| 659 | Floor coverings, etc. - | | | | | |
| 659.11 | Floor coverings, on a base of paper or paperboard (coated) | 116 | 137 | 56 | 568 | 308 |
| 659.12 | Linoleum, etc., on a textile base | 192 | 279 | 141 | 592 | 612 |
| (e) | Carpets, carpeting and rugs (knotted) | 194 | 191 | 127 | 353 | 512 |
| (f) | Other carpets, carpeting, rugs | 6,297 | 7,007 | 5,059 | 18,894 | 18,363 |
| 659.70 | Plaits, plaiting materials, etc; straw envelopes for bottles | 129 | 272 | 129 | 316 | 530 |
| | Total division 65 (a) | 62,590 | 67,914 | 57,695 | 174,726 | 188,199 |
| 66 | NON-METALLIC MINERAL MANUFACTURES, N.E.S. - | | | | | |
| 661 | Lime cement and fabricated construction materials | 698 | 880 | 689 | 2,175 | 2,267 |
| 662 | Clay and refractory construction materials - | | | | | |
| 662.32 | Refractory bricks, blocks, tiles, etc., (excluding heat-insulating bricks, etc.) | 662 | 1,898 | 2,182 | 2,527 | 4,742 |
| 662.45 | Glazed, non-refractory ceramic sets, flags and tiles | 2,786 | 2,626 | 2,383 | 8,193 | 7,795 |
| 663 | Mineral manufactures, n.e.s. | 2,576 | 2,716 | 2,556 | 5,401 | 7,849 |
| 664 | Glass | 2,654 | 2,955 | 3,315 | 9,949 | 8,924 |
| 665 | Glassware - | | | | | |
| 665.11 | Glass containers and closures | 932 | 863 | 620 | 2,164 | 2,415 |
| 665.20 | Glassware for table, kitchen, etc., use | 2,915 | 3,725 | 2,725 | 8,135 | 9,365 |
| 666 | Pottery - | | | | | |
| 666.40 | Tableware, etc., of porcelain and china | 1,150 | 1,259 | 1,047 | 3,509 | 3,456 |
| 666.50 | Tableware, etc., of pottery other than porcelain and china | 1,369 | 1,293 | 1,483 | 4,550 | 4,145 |
| (g) | Diamonds (except industrial) | 2,853 | 1,514 | 2,602 | 5,876 | 6,969 |
| 667.30 | Precious and semi-precious stones (other than pearls or diamonds) | 688 | 479 | 709 | 1,771 | 1,877 |
| | Total division 66 | 21,652 | 22,844 | 22,431 | 59,952 | 66,917 |
| 67 | IRON AND STEEL - | | | | | |
| 671 | Pig iron, spiegeleisen, sponge iron, etc. | 619 | 1,638 | 1,319 | 3,487 | 3,576 |
| 673 | Iron and steel bars, rods, etc. - | | | | | |
| (h) | Bars and rods, hollow mining drill steel, of alloy steel | 1,490 | 2,075 | 899 | 4,931 | 4,464 |
| 674 | Universal plates and sheets of iron or steel - | | | | | |
| 674.61 | Sheets and plates, rolled but not further worked, less than 3 mm thick, not high carbon or alloy steel | 4,283 | 1,309 | 943 | 7,056 | 6,536 |
| 674.91 | Sheets and plates, worked, not high carbon or alloy steel | 3,833 | 3,049 | 1,514 | 9,902 | 8,396 |

(a) See paragraph 8 of Explanatory Notes. (b) 658.21.29. (c) 658.31.33.39. (d) 658.41-49. (e) 659.21.29. (f) 659.30-63. (g) 667.21-29. (h) 673.24.25.

TABLE 3. IMPORTS OF SELECTED COMMODITY ITEMS OF THE AUSTRALIAN IMPORT COMMODITY CLASSIFICATION - continued
\$'000

| A.I.C. Item | Description | July 1978 | August 1978 | September 1978 | Three months ended September 1977 1978 | |
|-------------|---|----------------|----------------|----------------|--|----------------|
| 67 | IRON AND STEEL - continued | | | | | |
| 675 | Hoop and strip of iron or steel, hot-rolled or cold-rolled - | | | | | |
| 675.01 | Hoop and strip, not high carbon or alloy steel | 839 | 402 | 379 | 1,631 | 1,621 |
| (b) | Hoop and strip, alloy steel | 488 | 479 | 237 | 1,375 | 1,204 |
| 676 | Rails and railway track construction material | 11 | 9 | - | 114 | 20 |
| 677 | Iron and steel wire (except wire rod), not insulated | 941 | 974 | 606 | 2,059 | 2,521 |
| 678 | Tubes, pipes and fittings of iron or steel - | | | | | |
| 678.20 | Seamless tubes, pipes (except high pressure hydro-electric conduits) except of cast iron; and blanks therefor | 5,063 | 4,151 | 1,762 | 7,071 | 10,976 |
| 678.30 | Other tubes, pipes (except high pressure hydro-electric conduits) except of cast iron | 3,957 | 1,782 | 1,209 | 4,079 | 6,948 |
| 678.50 | Tube and pipe fittings | 1,205 | 1,469 | 1,378 | 2,415 | 4,052 |
| | <i>Total division 67</i> | <i>26,226</i> | <i>21,205</i> | <i>12,495</i> | <i>54,695</i> | <i>59,926</i> |
| 68 | NON-FERROUS METALS - | | | | | |
| 681 | Silver, platinum and other metals of the platinum group | 253 | 297 | 198 | 965 | 748 |
| 682 | Copper - | | | | | |
| 682.22 | Plates, sheets and strip, wrought, of copper | 176 | 363 | 103 | 1,091 | 642 |
| 682.23 | Copper foil of a thickness not exceeding 0.15 mm | 221 | 268 | 169 | 862 | 659 |
| 683 | Nickel - | | | | | |
| 683.10 | Nickel and nickel alloys, unwrought | 1,383 | 864 | 973 | 1,882 | 3,219 |
| 683.22 | Plates, sheets, strip, wrought, of nickel; nickel foil, powders and flakes | 235 | 416 | 141 | 425 | 792 |
| 684 | Aluminium - | | | | | |
| 684.21 | Bars, rods, angles, shapes and sections, wrought, of aluminium; aluminium wire | 119 | 52 | 125 | 880 | 296 |
| 684.22 | Plates, sheets and strip, wrought, or aluminium | 110 | 187 | 194 | 506 | 490 |
| 684.23 | Aluminium foil of a thickness not exceeding 0.20 mm | 306 | 583 | 238 | 1,144 | 1,127 |
| 689 | Miscellaneous non-ferrous base metals employed in metallurgy, and cermets (a) | 967 | 87 | 14 | 746 | 1,068 |
| | <i>Total division 68 (a)</i> | <i>4,685</i> | <i>4,110</i> | <i>3,130</i> | <i>12,921</i> | <i>11,925</i> |
| 69 | MANUFACTURES OF METAL, N.E.S. - | | | | | |
| 692 | Metal containers for storage and transport | 598 | 690 | 540 | 1,951 | 1,828 |
| 693 | Wire products (excluding insulated electric wiring) and fencing grills | 437 | 1,220 | 597 | 2,631 | 2,254 |
| 694 | Nails, screws, nuts, etc., of iron, steel or copper - | | | | | |
| 694.02 | Bolts, nuts, screws, etc., of iron or steel | 2,018 | 1,733 | 1,678 | 4,829 | 5,428 |
| 695 | Tools for use in the hand or machines - | | | | | |
| 695.31 | Saws and blades for saws | 785 | 941 | 630 | 1,958 | 2,356 |
| 695.34 | Pliers, bolt and pipe cutters, etc. | 684 | 678 | 591 | 6,025 | 1,953 |
| 695.39 | Hand tools, etc., n.e.s. | 1,883 | 1,818 | 1,512 | 4,388 | 5,213 |
| 695.41 | Interchangeable tools for hand or machine tools | 4,733 | 4,467 | 2,666 | 5,563 | 11,866 |
| 696 | Cutlery | 2,853 | 2,568 | 2,580 | 7,127 | 8,001 |
| 697 | Household equipment of base metal, n.e.s. | 2,650 | 3,174 | 2,772 | 7,743 | 8,596 |
| 699 | Manufactures of base metal, n.e.s. - | | | | | |
| 699.13 | Base metal fittings for furniture, etc. | 1,954 | 2,050 | 1,660 | 3,965 | 5,664 |
| 699.20 | Chain and parts, of iron or steel | 934 | 963 | 705 | 3,157 | 2,602 |
| 699.79 | Articles of iron or steel, n.e.s. (a) | 1,709 | 2,152 | 1,434 | 5,876 | 5,295 |
| | <i>Total division 69 (a)</i> | <i>28,058</i> | <i>30,096</i> | <i>23,571</i> | <i>71,702</i> | <i>81,725</i> |
| | Total section 6 (a) | 189,802 | 198,655 | 160,276 | 503,269 | 548,733 |
| 7 | MACHINERY AND TRANSPORT EQUIPMENT - | | | | | |
| 71 | POWER GENERATING MACHINERY AND EQUIPMENT - | | | | | |
| (c) | Internal combustion piston engines, except for aircraft | 21,185 | 15,888 | 18,421 | 46,911 | 55,493 |
| 716 | Rotating electric plant and parts thereof, n.e.s. | 7,597 | 7,282 | 6,597 | 17,435 | 21,477 |
| | <i>Total division 71</i> | <i>34,640</i> | <i>33,938</i> | <i>36,149</i> | <i>78,199</i> | <i>104,727</i> |

(a) See paragraph 8 of Explanatory Notes. (b) 675.04.05. (c) 713.20-90.

TABLE 3. IMPORTS OF SELECTED COMMODITY ITEMS OF THE AUSTRALIAN IMPORT COMMODITY CLASSIFICATION - continued
\$'000

| A.I.C.C. Item | Description | July 1978 | August 1978 | September 1978 | Three months ended September 1977 | |
|---------------|---|-----------|-------------|----------------|-----------------------------------|---------|
| 72 | MACHINERY SPECIALISED FOR PARTICULAR INDUSTRIES - | | | | | |
| 721 | Agricultural machinery (excl. tractors) and parts thereof, n.e.s. | 3,929 | 3,334 | 3,771 | 26,595 | 11,034 |
| 722 | Tractors (excl. those in 744.11, 783.2) | 3,733 | 5,375 | 7,605 | 36,537 | 16,712 |
| 723 | Civil engineering and contractors' plant and equipment and parts thereof, n.e.s. - | | | | | |
| (b) | Construction and mining machinery n.e.s. - (except for public works) and parts thereof | 12,764 | 12,149 | 22,211 | 40,216 | 47,124 |
| 724 | Textile and leather machinery, and parts thereof, n.e.s. | 4,923 | 5,746 | 3,680 | 12,534 | 14,349 |
| (c) | Machinery and mechanical appliances, having individual functions, and parts thereof (a) | 9,430 | 8,050 | 7,188 | 4,904 | 24,667 |
| | Total division 72 | 48,135 | 50,142 | 55,085 | 159,623 | 153,362 |
| 73 | METALWORKING MACHINERY - | | | | | |
| 736 | Machine-tools for working metal or metal carbides, and parts and accessories thereof | 13,501 | 13,369 | 6,564 | 16,877 | 33,435 |
| 737 | Metalworking machinery, thermoplastic welding and sealing machines; parts thereof, n.e.s. (a) | 1,024 | 2,888 | 1,274 | 6,146 | 5,186 |
| | Total division 73 (a) | 14,559 | 16,307 | 7,873 | 19,287 | 38,740 |
| 74 | GENERAL INDUSTRIAL MACHINERY AND EQUIPMENT, N.E.S., AND MACHINE PARTS, N.E.S. - | | | | | |
| 741.50 | Air conditioning machines | 317 | 2,834 | 5,715 | 1,729 | 8,867 |
| 742 | Pumps for liquids | 3,374 | 3,562 | 2,811 | 9,058 | 9,747 |
| (d) | Air pumps, vacuum pumps and air or gas compressors | 4,877 | 5,824 | 5,027 | 12,601 | 15,729 |
| 744 | Mechanical handling equipment, and parts thereof, n.e.s. - | | | | | |
| (e) | Work trucks, mechanically propelled, used in factories, etc., and parts thereof | 2,692 | 2,717 | 2,235 | 7,061 | 7,645 |
| (f) | Lifting, loading, etc. machinery, and parts thereof | 11,530 | 5,103 | 4,810 | 9,424 | 21,443 |
| (g) | Machinery for cleaning, filling, bottles, cans, etc. | 3,191 | 3,034 | 2,593 | 8,027 | 8,818 |
| 749 | Non-electric parts and accessories of machinery, n.e.s. - | | | | | |
| 749.10 | Ball, roller or needle roller bearings | 2,989 | 2,956 | 2,980 | 9,372 | 8,925 |
| 749.20 | Taps, cocks, valves, etc. | 5,117 | 5,517 | 4,099 | 10,942 | 14,733 |
| 749.30 | Transmission shafts, bearing housings, etc. | 5,526 | 5,445 | 5,081 | 15,094 | 16,052 |
| | Total division 74 | 52,222 | 50,931 | 48,488 | 126,681 | 151,641 |
| 75 | OFFICE MACHINES AND AUTOMATIC DATA PROCESSING EQUIPMENT - | | | | | |
| 751 | Office machines (a) | 7,121 | 10,381 | 10,176 | 25,294 | 27,679 |
| 752 | Automatic data processing machines, etc. | 20,823 | 21,529 | 23,284 | 49,375 | 65,636 |
| 759 | Parts and accessories for machines in 751,752 (a) | 2,725 | 6,206 | 5,927 | 16,571 | 14,888 |
| | Total division 75 (a) | 30,669 | 38,117 | 39,418 | 91,240 | 108,203 |
| 76 | TELECOMMUNICATIONS AND SOUND RECORDING AND REPRODUCING APPARATUS AND EQUIPMENT - | | | | | |
| 761 | Television receivers | 7,003 | 5,829 | 5,113 | 22,338 | 17,944 |
| 762 | Radio broadcast receivers | 4,138 | 4,846 | 5,965 | 17,167 | 14,949 |
| 763 | Gramophones, sound recorders, etc. (a) | 4,917 | 5,448 | 4,501 | 10,364 | 14,866 |
| (b) | Electrical line telephonic and telegraphic apparatus and parts thereof, n.e.s. | 6,875 | 4,393 | 3,518 | 8,107 | 14,786 |
| | Total division 76 | 30,105 | 28,162 | 25,987 | 87,567 | 84,255 |
| 77 | ELECTRICAL MACHINERY, APPARATUS AND APPLIANCES, N.E.S., AND ELECTRICAL PARTS THEREOF - | | | | | |
| 771 | Electric power machinery and parts thereof, n.e.s. | 1,806 | 4,160 | 2,605 | 6,393 | 8,570 |
| 772 | Electrical apparatus for making and breaking electrical circuits | 9,665 | 10,948 | 5,999 | 24,036 | 26,612 |

(a) See paragraph 8 of Explanatory Notes. (b) 723.41-46.90. (c) 728.41-49. (d) 743.10-40. (e) 744.11.19. (f) 744.21-90. (g) 745.22.23. (h) 764.10.91.

TABLE 3. IMPORTS OF SELECTED COMMODITY ITEMS OF THE AUSTRALIAN IMPORT COMMODITY CLASSIFICATION - *continued*
\$'000

| A.I.C.C. Item | Description | July 1978 | August 1978 | September 1978 | Three months ended September 1977 | |
|------------------|--|----------------|----------------|-------------------|---|------------------|
| 77 | ELECTRICAL MACHINERY, APPARATUS AND APPLIANCES, N.E.S., AND ELECTRICAL PARTS THEREOF - <i>continued</i> | | | | | |
| 775 | Household type, electrical and non-electrical equipment, n.e.s. - | | | | | |
| 775.12 | Clothes drying machines, except industrial | 100 | 616 | 328 | 2,111 | 1,045 |
| (b) | Refrigerators, deep-freezers, household type | 847 | 2,679 | 2,367 | 6,711 | 5,894 |
| 775.30 | Dish washing machines, household type | 1,135 | 1,291 | 768 | 7,850 | 3,194 |
| (c) | Electro-mechanical domestic appliances n.e.s., and parts thereof, n.e.s. | 2,736 | 2,733 | 3,039 | 7,981 | 8,508 |
| (d) | Electro-thermic appliances, n.e.s. | 4,306 | 3,210 | 3,027 | 10,831 | 10,543 |
| 776 | Thermionic, etc., valves and tubes, photo cells, transistors, etc. | 4,693 | 5,928 | 6,090 | 20,565 | 16,710 |
| 778.40 | Hand tools with self-contained electric motor, and parts thereof, n.e.s. | 3,058 | 3,053 | 3,216 | 6,290 | 9,327 |
| | <i>Total division 77</i> | <i>43,617</i> | <i>58,918</i> | <i>43,190</i> | <i>142,949</i> | <i>145,725</i> |
| 78 | ROAD VEHICLES (INCL. AIR-CUSHION VEHICLES) - | | | | | |
| 781 | Passenger motor cars, incl. vehicles for transport of both passengers and goods | 49,638 | 46,641 | 40,963 | 127,195 | 137,242 |
| 782.10 | Motor vehicles for transport of goods or materials | 27,415 | 24,530 | 30,045 | 61,032 | 81,990 |
| 784.90 | Parts and accessories, n.e.s., for motor vehicles in 722.731, 782, 783 | 31,608 | 28,580 | 23,491 | 65,515 | 83,679 |
| | <i>Total division 78 (a)</i> | <i>120,193</i> | <i>110,786</i> | <i>106,358</i> | <i>284,016</i> | <i>337,337</i> |
| 79 | OTHER TRANSPORT EQUIPMENT - | | | | | |
| 792 | Aircraft and associated equipment, and parts thereof, n.e.s. | 29,299 | 32,320 | 22,590 | 40,107 | 84,209 |
| (c) | Ships, boats and other vessels (except warships, tugs, special purpose vessels, vessels for breaking up) | 935 | 5,686 | 464 | 3,502 | 7,085 |
| | <i>Total division 79</i> | <i>30,744</i> | <i>38,829</i> | <i>23,556</i> | <i>46,084</i> | <i>93,129</i> |
| | Total section 7 (a) | 404,883 | 426,130 | 386,103 | 1,035,647 | 1,217,116 |
| 8 | MISCELLANEOUS MANUFACTURED ARTICLES - | | | | | |
| 81 | SANITARY, PLUMBING, HEATING AND LIGHTING FIXTURES AND FITTINGS, N.E.S. - | | | | | |
| 812.10 | Boilers, radiators, for central heating, air heaters and distributors, not electrically heated and parts thereof | 190 | 270 | 183 | 481 | 643 |
| 812.41 | Illuminating glassware, signalling glassware, and optical elements of glass | 352 | 521 | 312 | 1,317 | 1,184 |
| 812.42 | Lamps, lighting fittings, parts of base metal, n.e.s. | 1,181 | 1,215 | 1,476 | 3,379 | 3,873 |
| | <i>Total division 81</i> | <i>1,943</i> | <i>2,245</i> | <i>2,180</i> | <i>5,851</i> | <i>6,368</i> |
| 82 | FURNITURE AND PARTS THEREOF - | | | | | |
| (f) | Chairs and other seats, and parts thereof, n.e.s. | 1,814 | 2,347 | 1,849 | 5,714 | 6,010 |
| 821.21 | Medical, dental, etc., furniture | 307 | 232 | 401 | 529 | 939 |
| 821.22 | Mattress supports; bedding fitted with springs, foam rubber, etc. | 541 | 611 | 514 | 1,954 | 1,666 |
| (g) | Furniture and parts n.e.s. | 2,715 | 3,032 | 2,325 | 7,493 | 8,072 |
| | <i>Total division 82</i> | <i>5,388</i> | <i>6,225</i> | <i>5,096</i> | <i>15,690</i> | <i>16,710</i> |
| 83 | TRAVEL GOODS' HANDBAGS AND SIMILAR CONTAINERS | 3,512 | 3,978 | 3,535 | 10,156 | 11,025 |

(a) See paragraph 8 of Explanatory Notes. (b) 775.21.22. (c) 775.71-79. (d) 775.81-89. (e) 793.21-28. (f) 821.11.19. (g) 821.91-99.

TABLE 3. IMPORTS OF SELECTED COMMODITY ITEMS OF THE AUSTRALIAN IMPORT COMMODITY CLASSIFICATION - continued
\$'000

| A.I.C.C. Item | Description | July 1978 | August 1978 | September 1978 | Three months ended September 1977 | |
|------------------|---|--------------|----------------|-------------------|---|---------|
| | | | | | 1977 | 1978 |
| 84 | ARTICLES OF APPAREL AND CLOTHING ACCESSORIES - | | | | | |
| 842 | Men's and boys' outer garments | 827 | 2,030 | 2,792 | 6,502 | 5,649 |
| 843 | Women's, girls' and infants' outer garments | 4,104 | 5,478 | 5,443 | 13,355 | 15,025 |
| (b) | Men's and boys' under garments | 1,384 | 1,769 | 1,542 | 5,067 | 4,696 |
| 845 | Outer garments and other articles, knitted or crocheted (a) | 8,643 | 10,722 | 7,572 | 23,121 | 26,938 |
| 846 | Under garments, knitted or crocheted | 2,259 | 2,319 | 1,837 | 5,965 | 6,415 |
| | Total division 84 (a) | 22,112 | 27,887 | 23,652 | 67,291 | 73,651 |
| 85 | FOOTWEAR - | | | | | |
| 851.01 | Footwear with outer soles and uppers of rubber, etc. | 2,909 | 3,482 | 2,526 | 7,884 | 8,917 |
| 851.02 | Footwear with outer soles of leather, etc. | 8,314 | 6,383 | 3,962 | 21,319 | 18,658 |
| | Total division 85 | 11,370 | 10,079 | 6,730 | 29,533 | 28,179 |
| 87 | PROFESSIONAL, SCIENTIFIC AND CONTROLLING INSTRUMENTS AND APPARATUS, N.E.S. - | | | | | |
| 872 | Medical instruments and appliances, n.e.s. | 3,517 | 3,651 | 3,885 | 8,906 | 11,053 |
| (c) | Drawing, calculating instruments, etc. parts and accessories | 1,285 | 1,268 | 1,142 | 3,167 | 3,695 |
| 874.30 | Instruments and apparatus, non-electrical, for measuring, controlling flow, depth, pressure, etc. of liquids or gases | 1,283 | 1,346 | 1,141 | 3,166 | 3,771 |
| (d) | Electrical (or electronic) measuring, controlling, etc. instruments and apparatus, n.e.s. | 6,048 | 8,313 | 6,225 | 15,273 | 20,587 |
| 874.90 | Parts, n.e.s. and accessories for articles falling within headings 873; 874.30, 54.81, 82, 83, 84, 89 | 2,721 | 3,100 | 1,608 | 6,351 | 7,429 |
| | Total division 87 | 17,871 | 22,015 | 17,479 | 46,224 | 57,345 |
| 88 | PHOTOGRAPHIC APPARATUS, EQUIPMENT AND SUPPLIES AND OPTICAL GOODS, N.E.S.; | | | | | |
| | WATCHES AND CLOCKS - | | | | | |
| (e) | Photographic cameras (except cinematographic), flashlight apparatus, parts n.e.s. and accessories | 3,112 | 3,919 | 3,251 | 6,190 | 10,282 |
| 882 | Photographic and cinematographic supplies - | | | | | |
| 882.21 | Photographic plates and film in the flat, sensitised, unexposed (except of paper, paperboard, cloth) | 2,909 | 1,905 | 2,135 | 5,554 | 6,949 |
| 882.22 | Film in rolls, sensitised, unexposed | 2,312 | 2,477 | 2,308 | 8,899 | 7,097 |
| 882.23 | Paper, paperboard and cloth, sensitised, undeveloped | 946 | 1,620 | 832 | 2,653 | 3,398 |
| 885 | Watches and clocks | 5,350 | 5,673 | 5,793 | 12,555 | 16,816 |
| | Total division 88 (a) | 22,031 | 22,637 | 20,406 | 51,339 | 66,073 |
| 89 | MISCELLANEOUS MANUFACTURED ARTICLES, N.E.S. - | | | | | |
| 892 | Printed matter - | | | | | |
| 892.11 | Printed books, pamphlets, etc. | 12,948 | 13,678 | 12,323 | 31,540 | 38,948 |
| 892.20 | Newspapers, journals and periodicals | 2,979 | 3,350 | 3,636 | 13,867 | 9,964 |
| 893 | Articles, n.e.s. of materials in division 58 (a) | 7,242 | 7,729 | 6,637 | 18,209 | 21,608 |
| 894 | Baby carriages, toys, games and sporting goods - | | | | | |
| 894.23 | Toys, n.e.s. | 5,338 | 6,461 | 5,611 | 17,549 | 17,410 |
| 894.24 | Equipment for indoor games | 3,164 | 2,975 | 3,084 | 6,275 | 9,223 |
| 894.63 | Sporting, hunting, etc. ammunition and parts thereof | 377 | 228 | 128 | 575 | 733 |
| 895 | Office and stationery supplies, n.e.s. | 2,543 | 2,369 | 2,254 | 6,116 | 7,166 |
| 896 | Works of art, collectors' pieces and antiques - | | | | | |
| 896.01 | Paintings, drawings and pastels | 2,386 | 661 | 879 | 5,187 | 3,926 |
| 897.31 | Articles of jewellery and parts thereof, of precious metal (a) | 2,314 | 2,272 | 1,838 | 5,296 | 6,424 |
| 898.25 | Electric musical instruments | 1,774 | 1,442 | 1,561 | 4,428 | 4,776 |
| (f) | Gramophone records, prepared tapes | 3,278 | 3,181 | 2,734 | 7,532 | 9,193 |
| 899 | Other miscellaneous manufactured articles, n.e.s. (a) | 4,794 | 5,184 | 4,602 | 13,914 | 14,581 |
| | Total division 89 (a) | 60,311 | 62,920 | 57,765 | 164,522 | 180,996 |
| | Total section 8 (a) | 144,538 | 158,986 | 136,823 | 390,606 | 440,346 |

(a) See paragraph 8 of Explanatory Notes. (b) 844.11-29. (c) 874.21.29. (d) 874.81-89. (e) 881.11-19. (f) 898.31.32.

TABLE 3. IMPORTS OF SELECTED COMMODITY ITEMS OF THE AUSTRALIAN IMPORT COMMODITY CLASSIFICATION - *continued*
\$'000

| A.I.C.C. Item | Description | July 1978 | August 1978 | September 1978 | Three months ended September 1977 1978 | |
|------------------|--|--------------|----------------|-------------------|--|-----------|
| 9A | COMMODITIES AND TRANSACTIONS, N.E.S. - | | | | | |
| 931 | Special transactions and commodities not classified according to kind | 8,640 | 9,717 | 6,864 | 20,577 | 25,221 |
| | Total division 9A | 9,114 | 10,474 | 8,303 | 23,191 | 27,891 |
| | Total Merchandise (b) | 1,030,685 | 1,112,982 | 931,466 | 2,808,824 | 3,075,133 |
| 9B | Non-merchandise (c) | 20,771 | 10,183 | 14,819 | 19,112 | 45,773 |
| | Total | 1,051,456 | 1,123,165 | 946,285 | 2,827,936 | 3,120,906 |

(b) The sums of Divisions 00 to 9A. (c) A complete description of non-merchandise items is contained in the *Australian Import Commodity Classification*.

TABLE 4. IMPORTS BY STATE
\$'000

| State | July 1978 | August 1978 | September 1978 | Three months ended September 1977 1978 | |
|------------------------------|--------------|----------------|-------------------|--|-----------|
| New South Wales | 456,098 | 462,347 | 413,987 | 1,189,780 | 1,332,432 |
| Victoria | 353,037 | 380,012 | 314,956 | 994,058 | 1,048,005 |
| Queensland | 66,679 | 73,859 | 77,386 | 199,921 | 217,924 |
| South Australia | 64,310 | 91,078 | 52,189 | 158,078 | 207,577 |
| Western Australia | 90,834 | 105,343 | 66,181 | 228,812 | 262,358 |
| Tasmania | 13,008 | 3,571 | 17,119 | 34,302 | 33,699 |
| Northern Territory | 7,004 | 6,624 | 3,866 | 21,537 | 17,493 |
| Australian Capital Territory | 484 | 332 | 601 | 1,448 | 1,417 |
| Total | 1,051,456 | 1,123,165 | 946,285 | 2,827,936 | 3,120,906 |

TABLE 5. IMPORTS BY BROAD ECONOMIC CATEGORIES
\$'000

| Broad Economic Category | July 1978 | August 1978 | September 1978 | Three months ended September | |
|--|------------------|------------------|-------------------|---------------------------------|------------------|
| | | | | 1977 | 1978 (a) |
| FOOD AND BEVERAGES | 53,329 | 53,540 | 41,525 | 187,065 | 148,394 |
| Primary | 22,717 | 19,351 | 13,814 | 102,839 | 55,881 |
| Mainly for industry | 14,769 | 10,882 | 7,670 | 56,793 | 33,321 |
| Mainly for household consumption | 7,948 | 8,468 | 6,143 | 46,046 | 22,560 |
| Processed | 30,612 | 34,190 | 27,711 | 84,226 | 92,513 |
| Mainly for industry | 6,889 | 4,886 | 6,349 | 17,928 | 18,124 |
| Mainly for household consumption | 23,723 | 29,304 | 21,362 | 66,298 | 74,389 |
| INDUSTRIAL SUPPLIES n.e.s. | 297,405 | 312,695 | 261,729 | 783,862 | 871,829 |
| Primary | 29,235 | 25,418 | 23,418 | 82,769 | 78,072 |
| Processed | 268,170 | 287,277 | 238,311 | 701,093 | 793,757 |
| FUELS AND LUBRICANTS | 84,723 | 112,279 | 64,961 | 270,101 | 261,964 |
| Primary | 49,435 | 28,273 | 22,027 | 135,800 | 99,735 |
| Processed | 35,288 | 84,006 | 42,934 | 144,301 | 162,229 |
| Motor spirit | 2,103 | 8,497 | 3,971 | 28,739 | 14,571 |
| Other | 33,186 | 75,509 | 38,963 | 115,562 | 147,658 |
| CAPITAL GOODS (except transport equipment), and parts and accessories thereof | 229,844 | 256,292 | 234,894 | 602,982 | 721,030 |
| Capital goods (except transport equipment) | 165,496 | 177,855 | 169,625 | 505,096 | 512,976 |
| Parts and accessories | 64,348 | 78,437 | 65,269 | 97,886 | 208,053 |
| TRANSPORT EQUIPMENT and parts and accessories thereof | 180,352 | 175,647 | 151,544 | 413,373 | 507,543 |
| Passenger motor cars (b) | 31,958 | 25,469 | 29,436 | 83,634 | 86,863 |
| Other | 57,309 | 57,587 | 50,306 | 108,554 | 165,202 |
| Industrial (b) | 46,675 | 47,067 | 39,201 | 100,276 | 132,943 |
| Non-industrial | 10,634 | 10,519 | 11,106 | 8,277 | 32,259 |
| Parts and accessories | 91,085 | 92,591 | 71,802 | 221,186 | 255,478 |
| CONSUMER GOODS n.e.s. | 176,132 | 192,432 | 169,722 | 523,863 | 538,286 |
| Durable | 58,343 | 61,529 | 55,073 | 168,797 | 174,945 |
| Semi-durable | 69,963 | 81,767 | 68,464 | 245,630 | 220,195 |
| Non-durable | 47,826 | 49,136 | 46,185 | 109,435 | 143,146 |
| GOODS n.e.s. | 8,899 | 10,097 | 7,091 | 27,577 | 26,087 |
| Total merchandise | 1,030,685 | 1,112,982 | 931,466 | 2,808,824 | 3,075,133 |
| Non-merchandise | 20,771 | 10,183 | 14,819 | 19,112 | 45,773 |
| Total | 1,051,456 | 1,123,165 | 946,285 | 2,827,936 | 3,120,906 |

(a) Figures from July 1978 are not directly comparable with those for previous periods because of the adoption of the Standard International Trade Classification, Revision 2, as the basis on which statistics by Broad Economic Categories are derived. (b) Unassembled road motor vehicles are included with parts and accessories of transport equipment.

TABLE 6. CUSTOMS AND EXCISE REVENUE COLLECTED
\$'000

| <i>Customs tariff division and excise tariff item</i> | <i>July 1978</i> | <i>August 1978</i> | <i>September 1978</i> | <i>Three months ended September 1977</i> | |
|---|----------------------|------------------------|---------------------------|--|--------|
| GROSS CUSTOMS - | | | | | |
| I. Live animals; animal products | 107 | 107 | 79 | 233 | 293 |
| II. Vegetable products | 124 | 123 | 78 | 241 | 325 |
| III. Animal and vegetable fats and oils and their cleavage products; prepared edible fats; animal and vegetable waxes | 205 | 267 | 88 | 538 | 560 |
| IV. Prepared foodstuffs; beverages, spirits and vinegar; tobacco | 19,088 | 18,807 | 19,666 | 48,958 | 57,561 |
| V. Mineral products | 212 | 243 | 275 | 2,579 | 730 |
| VI. Products of chemical and allied industries | 1,865 | 2,059 | 1,741 | 4,814 | 5,666 |
| VII. Artificial resins and plastic materials, cellulose esters and ethers, and articles thereof; rubber, synthetic rubbers, factice, and articles thereof | 6,157 | 5,855 | 5,064 | 14,486 | 17,076 |
| VIII. Raw hides and skins, leather, furskins and articles thereof; saddlery and harness; travel goods, handbags, etc.; articles of gut (other than silk-worm gut) | 1,423 | 1,596 | 1,389 | 4,013 | 4,408 |
| IX. Wood and articles; charcoal; cork and articles; manufactures of straw, esparto and other plaiting materials; basketware and wickerwork | 1,528 | 1,554 | 1,220 | 4,082 | 4,302 |
| X. Paper-making material; paper, paperboard and articles thereof | 2,416 | 2,564 | 1,976 | 5,121 | 6,956 |
| XI. Textiles and textile articles | 13,222 | 15,808 | 16,005 | 37,728 | 45,035 |
| XII. Footwear, headgear, umbrellas, sunshades, whips, riding-crops and parts thereof; prepared feathers and articles; artificial flowers; articles of human hair | 4,105 | 3,894 | 3,072 | 10,794 | 11,069 |
| XIII. Articles of stone, plaster, cement, asbestos, mica and similar materials; ceramic products; glass and glassware | 2,140 | 2,145 | 1,967 | 5,577 | 6,252 |
| XIV. Pearls, precious, semi-precious stones, precious metals, rolled precious metals, and articles; imitation jewellery; coin | 1,015 | 1,063 | 786 | 2,502 | 2,864 |
| XV. Base metals and articles of base metal | 6,416 | 5,478 | 4,352 | 15,067 | 16,245 |
| XVI. Machinery, mechanical appliances; electrical equipment; parts thereof | 20,591 | 20,073 | 19,398 | 57,706 | 60,061 |
| XVII. Vehicles, aircraft, and parts; vessels and certain associated transport equipment | 27,595 | 30,546 | 27,637 | 62,028 | 85,778 |
| XVIII. Optical, photographic, cinematographic, measuring, checking, precision, medical and surgical instruments and apparatus; clocks, watches, musical instruments; sound recorders and reproducers; television image and sound recorders and reproducers, parts thereof | 2,630 | 2,332 | 2,050 | 6,855 | 7,012 |
| XIX. Arms and ammunition; parts thereof | 77 | 48 | 15 | 99 | 139 |
| XX. Miscellaneous manufactured articles | 4,186 | 5,125 | 4,271 | 13,481 | 13,581 |

TABLE 6. CUSTOMS AND EXCISE REVENUE COLLECTED - continued
\$'000

| Customs tariff division and excise tariff item | | July 1978 | August 1978 | September 1978 | Three months ended September 1977 | |
|---|--|----------------|----------------|-------------------|---|------------------|
| | | | | | 1977 | 1978 |
| GROSS CUSTOMS - continued | | | | | | |
| XXI. | Works of art, collectors' pieces, antiques (including revenue on goods for which a Customs entry is not required, on concessional items in the Second Schedule), and additional duty on post entries | 14 | 23 | 55 | 104 | 92 |
| | <i>Total Gross Customs</i> | <i>115,116</i> | <i>119,708</i> | <i>111,183</i> | <i>297,006</i> | <i>346,005</i> |
| | Primage | 974 | 1,079 | 812 | 2,720 | 2,865 |
| | <i>Total Gross Customs, Primage Duties</i> | <i>116,090</i> | <i>120,787</i> | <i>111,995</i> | <i>299,726</i> | <i>348,870</i> |
| GROSS EXCISE - | | | | | | |
| | Beer | 50,447 | 60,339 | 74,779 | 166,051 | 185,565 |
| | Spirits, including liqueurs, etc. | 8,150 | 6,541 | 10,666 | 18,922 | 25,358 |
| | Tobacco (manufactured), snuff | 1,709 | 1,488 | 1,602 | 4,937 | 4,799 |
| | Cigars and cigarettes | 50,635 | 56,681 | 33,453 | 128,452 | 140,770 |
| | Aviation gasoline - by-law | 282 | 300 | 232 | 560 | 814 |
| | Aviation gasoline - other | - | - | - | - | - |
| | Other gasoline | 64,094 | 63,179 | 69,635 | 179,773 | 196,908 |
| | Mineral turpentine | - | - | - | - | - |
| | Coal tar and coke oven distillates, etc. | - | - | - | - | - |
| | Aviation turbine kerosene | 3,779 | 3,766 | 4,390 | 10,031 | 11,935 |
| | Kerosene, n.e.i. | - | - | - | - | - |
| | Diesel fuel - by-law | 7,702 | 7,833 | 9,634 | 21,705 | 25,169 |
| | Playing cards | 16 | 12 | 12 | 36 | 40 |
| | Cigarette tubes, paper and papers | 110 | 70 | 56 | 198 | 235 |
| | Matches | 141 | 158 | 195 | 476 | 494 |
| | Wine - other than table wine (excise item 16) | 1 | - | - | - | 1 |
| | Petroleum and liquid petroleum gas (excise item 17) | 45,614 | 53,717 | 113,536 | 102,234 | 212,868 |
| | Coal | 969 | 593 | 976 | 1,329 | 2,539 |
| | Canned fruit | 18 | 9 | 24 | 55 | 51 |
| | Other and undistributed excise revenue | - | - | - | - | - |
| | <i>Total Gross Excise Duties</i> | <i>233,667</i> | <i>254,688</i> | <i>319,190</i> | <i>634,760</i> | <i>807,545</i> |
| | Total Gross Customs, Primage and Excise Duties | 349,757 | 375,475 | 431,185 | 934,486 | 1,156,415 |
| | Total Customs, Primage and Excise Refunds and Drawbacks | 4,181 | 4,732 | 5,924 | 14,832 | 14,838 |

NOTE. Statistics of the value of duty included in the price of petroleum products purchased by Commonwealth Government departments and subsequently credited to those departments by the Department of Finance are not available. Details are not available, therefore, on the value of Net Customs, Primage and Excise Revenue collected.

TABLE 7. EXCISE ITEMS - QUANTITIES ON WHICH EXCISE DUTY PAID

| Item | Unit of quantity | Three months ended | | | | |
|---|-------------------|--------------------|-------------|----------------|----------------|----------------|
| | | July 1978 | August 1978 | September 1978 | September 1977 | September 1978 |
| Beer | '000 l | 128,038 | 147,613 | 145,870 | 421,448 | 421,521 |
| Spirits (potable) - | | | | | | |
| Brandy | alcohol content l | | | | | |
| Gin | " | 338,624 | 269,428 | 272,458 | 694,540 | 880,510 |
| Whisky | " | 53,437 | 23,380 | 79,759 | 159,502 | 156,576 |
| Rum | " | 56,734 | 22,412 | 82,039 | 165,604 | 161,185 |
| Liqueurs | " | 227,920 | 176,390 | 208,325 | 500,786 | 612,635 |
| Vodka | " | 20,525 | 19,713 | 30,987 | 59,153 | 71,225 |
| Flavoured liquors | " | 67,821 | 46,409 | 91,895 | 189,740 | 206,125 |
| Other | " | 23,395 | 21,522 | 20,187 | 59,815 | 65,104 |
| Total Spirits (Potable) | " | 6,875 | 320 | 142 | 17,093 | 7,337 |
| Tobacco - manufactured | kg | 795,331 | 579,574 | 785,792 | 1,846,233 | 2,160,697 |
| Cigars - | | | | | | |
| Hand-made | " | - | - | - | - | - |
| Machine-made | " | 7,454 | 5,554 | 7,806 | 20,317 | 20,814 |
| Cigarettes - Machine-made | " | 2,609,045 | 2,902,247 | 1,360,215 | 6,617,539 | 6,871,507 |
| Aviation gasoline - by-law (a) | '000 l | 6,182 | 6,590 | 5,088 | 12,697 | 17,560 |
| Aviation gasoline - other (a) | " | - | - | - | - | - |
| Other gasoline (a) | " | 1,243,329 | 1,225,586 | 1,350,829 | 3,587,299 | 3,819,744 |
| Mineral turpentine | " | - | - | - | - | - |
| Coal tar and coke oven distillates, etc. | " | - | - | - | 10 | - |
| Aviation turbine kerosene (a) | " | 90,192 | 89,889 | 104,766 | 247,500 | 284,847 |
| Kerosene, n.e.i. (a) | " | - | - | - | - | - |
| Diesel fuel - by-law | " | 149,407 | 151,958 | 186,879 | 435,827 | 488,244 |
| Playing cards | doz packs | 15,798 | 12,241 | 11,874 | 36,065 | 39,913 |
| Cigarette tubes, paper and papers | thousand | 453,385 | 288,325 | 230,240 | 818,450 | 971,950 |
| Matches | '000 matches | 1,882,564 | 2,106,866 | 2,600,901 | 6,350,125 | 6,590,331 |
| Wine - other than table wine (excise item 16) | litres | 1,669 | - | - | - | 1,669 |
| Petroleum and liquid petroleum gas (excise item 17) | '000 l | 2,519,886 | 2,501,654 | 2,134,372 | 6,931,181 | 7,155,912 |
| Coal | tonne | 6,462,116 | 3,954,222 | 6,509,944 | 17,480,155 | 16,926,282 |
| Canned fruit | doz cont | 424,062 | 198,139 | 595,089 | 1,369,996 | 1,217,290 |

(a) Includes supplies to the Commonwealth Government on which excise duty was paid and subsequently credited.