


CS  
3.8.405  
AUS  
A



# PRODUCTION STATISTICS

DECEMBER 1974

AUSTRALIAN  
BUREAU OF  
STATISTICS  
CANBERRA

Reference No. 12.14

**PRODUCTION STATISTICS : DECEMBER 1974**  
**EXPLANATORY NOTES**

This bulletin contains statistics of production in Australia of mines and factory products and electricity and gas. An alphabetical index of these products is given on pages 2 to 5.

2. The following details are shown for each product :
  - (a) Annual totals for the latest three complete financial years;
  - (b) Monthly details for each of the latest fourteen months;
  - (c) Cumulative totals from July 1974 to date;
  - (d) Cumulative totals for the corresponding period twelve months earlier.
  
3. The monthly figures are based for the most part on returns collected by the Australian Bureau of Statistics in each State, where another authority is the source, this is shown in a footnote. The figures for 1971-72 are derived from the Annual Manufacturing Census. All other annual figures are derived from the recorded monthly production and are subject to revision. In a small number of cases returns are accepted from factories for a year other than the normal financial year ending in June.
  
4. The commodity production data contained in this bulletin were collected from those establishments classified to division C (Manufacturing) as defined in the *Australian Standard Industrial Classification, Preliminary Edition 1969*, Vol. 1, and from those mining, retail and wholesale establishments with sales and transfers out of goods of own manufacture in excess of \$10,000.
  
5. Further details in respect of many of the items will be found on an annual basis in the bulletin *Manufacturing Commodities - Principal Articles Produced* (Reference No. 12.26) and on a monthly basis, in the *Monthly Production Summaries* (Reference No. 12.16), issued by this Bureau six to eight weeks after the period to which they relate. A list of these Monthly Production Summaries appears on page 32 of this publication.
  
6. The bulletin contains seasonally adjusted statistics of several items. In the seasonal adjustment, account has been taken not only of normal seasonal factors but also of "trading-day" effects (arising from the varying numbers of Sundays, Mondays, Tuesdays, etc. in the month) and the influence of Easter and Australia Day which may, in successive years, affect figures for different months. Details of the methods used in seasonally adjusting these and other series are given in *Seasonally Adjusted Indicators 1974* (Reference No. 1.10).
  
7. Most items are identified by Commodity Codes which are derived from the Commodity Classification used in the Australian Manufacturing Statistics. In some cases where data is derived from sources other than Factory Collections, no Commodity Code is shown.

**Symbols and abbreviations used in this bulletin**

- n.a. Not available
- .. Nil or less than half of the final digit shown
- Break in continuity of series (where drawn across a column)

- NOTE. 1. Any discrepancies between totals and sums of components in tables are due to rounding.  
2. A blank space in a column of figures means that the figure concerned is not yet available.

Australian Bureau of Statistics  
Canberra, A.C.T.

J. P. O'NEILL  
Commonwealth Statistician

NOTE. Inquiries concerning these statistics may be made in Canberra by telephoning Mr C. Rees on 49 0211 extension 322 or, in each State capital, by telephoning the office of the Australian Bureau of Statistics.

## INDEX

	<i>Page</i>		<i>Page</i>
Acids		Caustic soda (sodium hydroxide)	9
Fatty	15	Cellulosic fibre	20
Hydrochloric, nitric, sulphuric	9	Cement building sheets, asbestos	10
Adhesive tapes, pressure sensitive	17	Cement, Portland	10
Aerated waters	26	Cereal products	27
Air conditioning	13	Cheese	26
Ambulances	17	Chemicals	9
Antennae, T. V.	14	Chlorine	9
Asbestos cement sheets	10	Chocolate	
Automotive distillate	7	Confectionery	26
Automotive storage batteries	16	Drinking	26
Aviation turbine fuel	7	Chokes and ballasts	8
Bacon	24	Cigarettes, cigars and tobacco	17
Balls	24	Cleansers and scourers, abrasive	15
Bathing suits	22	Cloth woven	
Baths	12	Cellulosic	20
Batteries, storage	16	Cotton	18
Bed, bases	15	Synthetic	20
Beef and veal		Wool	19
Canned	24	Clothes dryers	13
Fresh	24	Clothes washing machines	13
Beer	26	Clothing	
Biscuits	26	Men's, youths' and boys'	20
Bitumen	7	Women's, maids' and girls'	22
Blanketing and rug material	19	Clubs, golf	24
Blankets, woollen	19	Coal	
Blazers	20	Black	6
Blood meal	27	Brown	6
Bloomers	22	Coats, men's, youths' and boys'	
Boots, shoes and sandals	23	short length	20
Boys' clothing	20	Cocoa and drinking chocolate	26
Box spring bed bases	15	Coffee makers, electric	13
Bran	27	Coke metallurgical	7
Brassieres	22	Concrete blocks	10
Breakfast cereals	27	Concrete box culverts	10
Bricks	10	Concrete, ready mixed	10
Briquettes, brown coal	7	Confectionery	26
Butter	26	Coolers, air	13
Cable, wire and strip, electric and telephone		Copper, refined	6
Insulated	8	Cordials and syrups, concentrated	
Uninsulated	8	extracts	26
Calfskins used for tanning	24	Corselets	22
Canned		Corsets	22
Fish	25	Cotton sewing thread	17
Meat	24	Coverings, floor	14
Spaghetti	25	Cricket balls	24
Canvas	18	Cycles, pedal	15
Caravans	16	Dairy foods, frozen	26
Carbonated waters	26	Denims, cotton	18
Cardigans and pullovers	21,22	Detergents	15
Cars	17	Diesel fuel, industrial	7
Casein	26	Distillate, automotive	7
Cattle hides, used for tanning	24	Dried pie wool	19
		Drills	18
		Droppers, fence posts	7
		Dryers, clothes	13

## INDEX - continued

	Page		Page
Duck, canvas, etc.	18	Ices, water; other frozen dairy foods	26
Dust coats, men's and youths'	20	Infants' and baby wear	22
Electrical appliances	13	Ingot steel (Raw steel)	6
Electricity		Innerspring mattresses	15
Hydro	6	Internal combustion engines	16
Thermal	6	Iron ore pellets	6
Electric motors	15	Irons, hand	13
Electrodes, for manual welding	8	Jam	25
Engines, internal combustion	16	Jeans	
Fans, electric	13	Woven cloth	18
Fasteners, slide	23	Trousers	21
Fats, edible, not emulsified	25	Jodhpurs	21
Fatty acids	15	Jugs and kettles, electric	13
Felts, needled or bonded	14	Kettles and jugs, electric	13
Fence posts and droppers	7	Lacquers, nitrocellulose	11
Ferrous metals	6	Lamb and mutton	
Fires, electric	13	Canned	24
Fish, canned	25	Fresh	24
Fishmeal	27	Lambskins, used for tanning	24
Floor coverings	14	Laundry tubs	12
Floor polishers	13	Lawn mowers, petrol	16
Flour, wheaten	27	Lead	6
Football	24	Malt	26
Footwear	23	Margarine	25
Foundation garments	22	Mattresses, inner spring, rubber, other	15
Frames, racquet	24	Meals, stock and poultry	27
Fruit juices, natural	25	Meat	
Fruit, preserved	25	Canned	24
Furnace fuel	7	Fresh	24
Furnaces, warm air	11	Meals	27
Gas	6	Metals	
Girdles	22	Ferrous	6
Gloves, work	22	Non-ferrous, refined	6
Glucose	27	Meters	11
Gluten	27	Milk	
Glycerine, crude	15	Condensed, etc.	26
Gold	6	Infants', invalid and health beverages	26
Golf clubs	24	Powdered	26
Gramophone records	14	Whole	26
Ham	24	Mineral wool	10
Hand irons	13	Mixers, food, electric	13
Hearse	17	Motor spirit	7
Heaters		Motor vehicles	17
Bath	12	Motors, electric	15
Sink	12	Mowers, lawn	16
Space	11	Mutton and lamb	
Room, electric	13	Canned	24
Hides and skins used for tanning	24	Fresh	24
Hosiery	25		
Hot water systems	12		
Hydrochloric acid	9		
Ice-cream	26		

INDEX — *continued*

	<i>Page</i>		<i>Page</i>
Nails, wire	7	Racquet frames	24
Napkins, baby	18	Radiators, electric	13
Newsprint	17	Radiograms	14
Nightdresses, nightwear	22	Radios	14
Nitric acid	9	Raincoats	21
Non-ferrous metal	6	Ranges, stoves, ovens	11
		Record players	14
Oatmeal and rolled oats	27	Records, gramophone	14
Oilseed meal	27	Refrigerators	13
Oils, single, and fats not emulsified	25	Resins, synthetic and plastic	9
Omnibuses	17	Rods, bars and sections non-ferrous	8
Ovens	11	Room heaters, electric	13
Overalls, men's and youths'	20	Rug material, blanketing	19
Overcoats, men's, youths' and boys'	21	Rugs	20
		Sandals, boots and shoes	23
Paints, enamels and clears	11	Saws, chain	16
Panel vans	17	Scanties	22
Pans, closet	12	Scourers, abrasive	15
Panties	22	Semolina	27
Paper, paperboards	17	Sewing thread cotton and other	17, 18
Parquetry, timber	14	Shavers, electric	13
Particle board	10	Sheerskins, used	
Pellets, iron ore	6	For tanning	24
Perambulators, pushers and strollers	15	In fellmongeries	19
Petroleum refinery input and products	7	Sheet, plate, strip, etc. non-ferrous	8
Picture tubes, T. V.	14	Sheets and boards	
Pig iron	6	Lignocellulose	10
Pigmeat, fresh	24	Plastic	10
Pipes and tubes		Shirts	
Ferrous	7	Infants and baby	22
Non-ferrous	8	Men's, youths' and boys'	21
Plaster of Paris	10	Shock absorbers	16
Plastic and synthetic resins	9	Shoes, boots and sandals	23
Plastics coated materials	9	Shorts, men's, youths' and boys'	21
Plastics film and sheeting, unsupported	9	Silver	6
Plastics boards and sheets	10	Sink, heaters	12
Plasticisers	9	Sinks	12
Polishers, floor, electric	13	Skins used in fellmongeries	19
Pollard	27	Slabs, blooms	6
Pork, canned	24	Slide fasteners	23
Potato crisps	25	Slip, wool, dried pie wool	19
Poultry foods	27	Slippers	23
Portland cement	10	Slips	22
Precious metals	6	Soap	15
Preserved fruits	25	Soup, canned	25
Profile sheets	10	Sodium hydroxide (caustic soda)	9
Pulp, wood	17	Solar absorber units	12
Pushers	15	Space heaters and fires	11
Pyjamas		Spaghetti, canned	25
Men's, youths' and boys'	21	Spark plugs	16
Women's, maids' and girls'	22	Spencers	22
		Sport	
		Coats	20

INDEX — *continued*

	<i>Page</i>		<i>Page</i>
Sport — <i>continued</i>		Turbine fuel, aviation	7
Goods	24	T.V. sets, picture tubes and antennae	14
Trousers	21	Tweed, cotton	18
Starch	27	Tyres, motor	16
Station wagons	17	Underwear	
Steel, ingot	6	Infants' and baby	22
Steel		Men's, youths' and boys'	21
Wire and wire products	7	Uniform	
Wool	7	Coats	20
Stock and poultry food	27	Trousers	21
Storage batteries	16	Utilities	17
Stoves, cooking	11	Vacuum cleaners	13
Strollers	15	Veal	
Sugar, refined	26	Canned	24
Suit		Fresh	24
Coats, men's, youths' and boys'	20	Vegetable oils, unrefined	25
Trousers, men's, youths' and boys'	21	Vegetables, preserved and frozen	25
Sulphate of ammonia	9	Vests	22
Sulphuric acid	9	Waistcoats, men's and youths	20
Superphosphate	9	Warm air furnaces	11
Swimwear, men's, youths' and boys'	21	Wash basins	12
Syrups	26	Washing machines, clothes	13
Tapes, adhesive, pressure sensitive	17	Wheatmeal for stock food	27
Television sets	14	Whole milk	26
Thinners	11	Wire products	7
Thongs, rubber	23	Wire and wire products, steel	7
Thread, sewing	17,18	Wire, electric and telephone	
Tiles, roofing	10	Insulated	8
Timber		Uninsulated	8
Parquetry	14	Wood pulp	17
Sawn Australian grown	10	Wool mineral	10
Tin	6	Wool	
Tinplate	6	Scoured and carbonised	19
Toasters, electric	13	Slips and dried pie	19
Tobacco, cigars and cigarettes	17	Tops	19
Toilet cisterns	12	Work trousers	21
Tomato		Woven cloth	
Sauce	25	Cellulosic	20
Soup	25	Cotton	18
Tops	19	Synthetic	20
Torsolets	27	Wool	19
Towelling	18	Yarns	
Towels	18	Cellulosic	20
Tracksuits	21	Cotton	18
Trailers	16	Synthetic	20
Transformers	8	Wool	19
Transistors	14	Youths' clothing	20
Trousers, men's, youths' and boys'	21	Zinc	20
Trucks	17		
Tubes, motor	16		
Tubs, laundry	12		

## Ferrous metals (a)

Period	Raw steel (d)					Non-ferrous refined metals (b)				
	Iron ore pellets (e) (251.3t)	Pig iron (d) (442.04, 08)	Seas adj. (e)		Blooms and slabs (442.28)	Tin-plate (444.48)	Copper (452.04)	Lead (f) (453.04)	Tin (456.04)	Zinc (457.04)
			Original	'000 tonnes						
	'000 tonnes	'000 tonnes	'000 tonnes	'000 tonnes	'000 tonnes	'000 tonnes	'000 tonnes	'000 tonnes	'000 tonnes	
1971-72	6,505	6,006	6,585	..	5,569	317	131	191	6,391	274
1972-73	8,734	7,182	7,235	..	6,164	243	136	174	7,301	299
1973-74	10,214	7,515	7,707	..	6,429	319	149	201	6,509	282
1973 -										
November	762	648	669	651	565	27.2	144	15.6	464	26.0
December	887	707	718	702	542	27.7	11.9	19.3	635	20.2
1974 -										
January	889	662	690	704	580	29.1	11.8	18.6	598	26.2
February	794	611	640	720	507	26.4	5.7	16.4	728	23.4
March	955	651	675	683	537	26.1	9.9	18.3	427	11.9
April	850	522	528	544	477	24.3	13.9	18.0	334	22.1
May	810	525	538	527	504	27.2	15.7	14.3	610	22.6
June	783	524	527	562	489	28.6	13.3	12.6	495	21.9
July	751	630	656	629	445	34.6	13.7	13.7	345	29.0
August	876	596	651	619	539	30.2	17.0	14.9	615	24.7
September	763	583	624	617	587	25.9	13.5	18.3	756	25.0
October	953	632	748	705	601	31.1	14.2	17.4	559	44.3
November	844	614	727	715	619	31.3	16.3	15.5	446	22.3
December	798	700	751	728	594	26.2	14.7	14.7	801	23.3
1973-74 : July to Dec.	5,133	4,011	4,150	..	3,397	165	78.4	102.9	3,317	153
1974-75 : July to Dec.	4,985	3,755	4,156	..	3,385	179	89.2	94.6	3,522	149

## Non-ferrous refined metals (b) - cont'd

## Electricity (g)

Period	Precious metals		Gcs (h)				Total		Black coal		
	Gold (455.04)	Silver (455.64)	Thermal equivalent (435.19)	Hydro (499.44)	Thermal (499.46)	Original (499.42)	Seas adj. (e)	Original (261.02)	Seas adj. (e)	Brown coal (261.31)	
											'000 grams
1971-72	16,394	273,142	109,770	11,526	47,975	59,501	..	5,548	..	23,630	
1972-73	14,689	248,530	147,651	12,027	52,775	64,802	..	59,755	..	24,121	
1973-74	11,106	242,951	170,040	13,555	56,188	69,743	..	59,833	..	26,265	
1973 -											
November	878	20,110	12,838	971	4,458	5,429	5,706	5,882	5,016	1,470	
December	1,184	17,714	12,101	861	4,537	5,398	5,870	3,658	5,238	1,977	
1974 -											
January	399	19,900	11,508	880	4,533	5,413	5,965	3,230	4,618	1,976	
February	738	17,950	12,037	811	4,330	5,141	6,019	4,643	4,721	2,113	
March	991	19,024	13,430	931	4,763	5,695	5,972	4,487	4,397	2,306	
April	861	23,186	13,773	1,081	4,474	5,554	5,888	3,306	4,011	2,236	
May	899	19,747	16,177	1,245	5,124	6,369	5,953	6,291	5,469	2,563	
June	943	20,817	16,926	1,275	5,317	6,592	6,177	5,930	5,728	2,414	
July	951	19,534	17,777	1,349	5,758	7,108	6,028	6,613	5,469	2,856	
August	634	17,801	17,592	1,402	5,528	6,930	6,184	5,274	5,857	2,556	
September	1,288	23,249	16,194	1,483	4,911	6,394	6,263	5,986	5,783	2,087	
October	810	23,696	15,336	1,534	4,740	6,274	7,071	5,981	5,981	2,033	
November	855	19,434	14,208	1,297	4,623	5,920	6,244	5,865	5,227	2,207	
December	821	18,710	13,116	1,352	4,244	5,595	6,040	4,912	7,092	1,897	
1973-74 : July to Dec.	6,275	122,307	86,187	7,332	27,648	34,980	..	31,945	..	17,630	
1974-75 : July to Dec.	5,359	122,424	94,224	8,418	29,803	38,221	..	35,721	..	13,637	

(a) Year ended 31 May for all items except iron ore pellets. (b) Primary origin only. Except for gold, non-ferrous refined metal production data are collected by the Bureau of Mineral Resources. (c) Gross wet weight. (d) Includes recovery from scrap. (e) See paragraph 6 page 1, Explanatory Notes. (f) Includes lead content of lead alloys from primary sources but excludes lead-silver bullion. (g) Estimated total electricity generated by public utilities, factories generating for their own use, and factories supplying electricity for domestic and other consumption. (h) Includes natural gas.

## Petroleum refinery input and products (a)

Period	Brown coal briquettes (261.41)	Metal- lurgical coke (435.22)	Input (b)	Motor spirit	Aviation turbine fuel	Furnace fuel	Automotive dis- tillate	Industrial diesel fuel	Bitumen
	'000 tonnes	'000 tonnes	'000 tonnes	mil. litres	mil. litres	'000 tonnes	'000 tonnes	'000 tonnes	'000 tonnes
1971-72	1,308	4,189	24,058	10,609	1,669	5,015	3,426	1,112	451
1972-73	1,221	4,925	25,050	11,157	1,570	5,042	3,707	1,055	475
1973-74	1,164	4,916	27,383	12,200	1,920	5,265	4,265	1,276	480
1973 -									
November	69	401	2,272	1,085	175	509	391	101.7	45.7
December	80	433	2,456	1,092	172	503	465	104.9	54.5
1974 -									
January	68	451	2,318	1,040	196	399	369	98.4	31.5
February	79	400	2,047	945	187	396	310	80.0	45.2
March	90	391	2,289	1,009	182	344	367	94.6	44.7
April	99	382	2,125	925	152	446	343	87.4	43.7
May	134	353	2,176	1,098	153	453	342	102.1	39.9
June	115	381	2,292	965	125	380	347	103.0	40.1
July	118	444	2,080	963	131	416	289	101.6	29.5
August	106	449	1,803	764	113	373	239	78.6	27.7
September	73	449	2,512	1,087	187	482	365	118.4	37.9
October	96	459	2,379	1,070	202	44	413	105.0	33.0
November	93	464	2,385	1,110	182	393	444	108.1	45.1
December	85	491	2,499	1,152	200	348	465	117.1	51.9
1973-74 : July to Dec.	580	2,557	14,126	6,218	925	2,846	2,186	710	235
1974-75 : July to Dec.	571	2,756	13,658	6,147	1,015	2,455	2,215	629	225

## Steel wire and wire products

## Ferrous pipes and tubes

Period	Coiled steel wire		Barbed wire (448.12)	Welded wire fabric (463.08)	Wire nails (465.16, 17)	Fence posts and droppers (461.09)	Steel wool (854.01)	Seamless and welded steel (c)		Cast iron (447.50, 51.55)
	Uncoated (448.04)	Coated (448.06, 08)						—	—	
	tonnes	tonnes						tonnes	tonnes	
1971-72	288,139	109,876	15,091	159,538	24,392	40,290	1,647	271	99.8	
1972-73	297,948	114,638	15,993	175,316	25,081	54,006	1,606	323	91.6	
1973-74	339,592	123,596	15,175	187,069	27,945	77,267	1,742	379	94.0	
1973 -										
November	30,618	10,017	1,317	12,772	2,242	6,061	174	33.3	8.02	
December	27,234	8,967	1,012	11,346	1,758	5,540	135	23.1	5.76	
1974 -										
January	28,204	9,483	974	14,704	1,728	6,162	135	36.5	4.68	
February	30,033	10,827	1,297	15,634	2,266	6,421	121	27.2	8.68	
March	28,756	11,034	1,228	13,180	2,275	6,889	114	32.5	7.90	
April	26,345	9,967	1,303	16,801	2,172	5,817	101	31.1	5.90	
May	33,385	13,489	1,525	21,165	2,880	7,403	156	34.4	9.61	
June	20,687	9,419	1,364	16,337	2,369	6,306	201	30.2	8.76	
July	27,119	10,436	1,458	17,492	2,361	6,651	186	33.9	10.63	
August	31,387	12,370	1,488	14,996	2,140	6,065	173	34.8	10.77	
September	27,888	12,816	1,589	13,299	1,957	5,261	158	27.8	9.49	
October	27,240	13,564	1,843	15,594	2,157	4,542	182	32.3	11.14	
November	25,283	13,283	1,847	13,306	2,021	3,366	174	26.3	10.14	
December	19,944	9,112	1,274	10,200	1,479	2,598	163	21.9	7.92	
1973-74 : July to Dec.	172,182	59,377	7,484	85,221	15,983	38,269	914	188	48.5	
1974-75 : July to Dec.	158,861	71,581	9,499	84,887	13,262	28,483	1,034	177	60.1	

(a) Produced by Australian refineries from imported and indigenous petroleum. Source : Department of Minerals and Energy. (b) Includes the input of crude, enriched crude and other petroleum based feedstock. (c) Diameter 76mm and under for code numbers 447.11-19.

## Electric and tele. phone cable, wire and strip

Period	Non-ferrous rolled extruded and drawn products					Uninsulated				Insulated copper	
	Pipes and tubes (a)	Rods, bars and sections (451.40; 452.16,46)	Sheet, plate, strip, etc. (b) (451.50; 453.50)	Wire rod (451.61; 452.22,52)	Single wire and wire strip (c) (451.63; 452.25,56)	Stranded (464.12-17)	Copper braided or otherwise combined (464.24)	Power transmission and distribution (d) (464.31-38)	Communication electronics and appliances (d) (464.41-43)		
									(e)	(f)	
— tonnes —											
1971-72	22,822	60,074	64,594	80,200	63,892	23,267	132	21,370	12,612		
1972-73	28,584	68,450	79,435	83,402	64,703	20,478	164	20,921	14,010		
1973-74	28,214	80,739	93,737	92,316	61,890	19,653	157	22,497	14,212		
1973 —											
November	2,081	6,974	7,761	7,026	5,098	1,261	15	1,766	1,098		
December	2,163	5,777	6,834	6,412	5,187	2,078	12	1,742	1,234		
1974 —											
January	967	4,743	6,674	2,473	1,250	415	6	903	556		
February	2,679	7,031	7,941	9,548	6,375	1,961	12	2,031	1,219		
March	2,517	7,100	8,806	9,554	6,234	2,018	13	2,104	1,122		
April	2,107	5,862	7,320	6,734	4,453	1,734	11	1,874	1,012		
May	2,823	9,215	9,140	8,021	5,416	1,541	14	1,903	1,367		
June	2,581	5,856	8,466	9,567	5,967	2,125	9	2,601	1,388		
July	2,573	7,927	9,519	6,518	5,760	1,314	13	2,149	1,352		
August	2,150	5,821	8,492	7,512	5,498	1,478	13	2,015	1,262		
September	2,062	5,016	8,133	8,864	7,046	2,415	10	2,266	1,600		
October	2,030	6,100	7,639	7,689	5,508	2,085	20	2,045	1,421		
November	1,835	5,043	7,831	7,427	6,118	2,499	14	2,037	1,371		
December	2,044	3,490	6,282	7,338	4,863	2,615	17	1,727	1,243		
1973-74 : July to Dec.	14,540	40,912	45,390	46,419	32,195	9,859	92	11,081	7,548		
1974-75 : July to Dec.	12,694	33,397	47,896	45,348	34,793	12,406	87	12,239	8,249		

## Electric and telephone cable, wire and strip — cont'd

## Electrical power frequencies transformers, chokes and ballasts (f)

Period	Insulated other than copper				Magnet winding wire and strip (g)					
	Aluminium (all types) (h) (464.39)	Automotive and similar low voltage (464.51)	Conductor diameter 0.010" or less (464.61)		Other (464.62, 63)	For transmission and distribution of power (683.03-11)		For fluorescent and neon lighting and signs (not cathode) (683.13, 16,18)		Electrodes for normal welding (52.76-78)
			For radio and television purposes (i) (683.31, 41,43,45)	For other (683.31, 41,43,45)						
— tonnes —										
1971-72	2,920	78,861	1,002	5,144	14,946	8,299	3,615	886	529	23,453
1972-73	2,492	76,197	1,161	5,079	11,599	6,169	4,169	1,195	693	20,914
1973-74	2,683	99,243	1,308	6,654	13,780	6,039	5,011	1,578	1,111	24,686
1973 —										
November	182	7,701	115	566	1,351	806	487	158	127.1	1,962
December	139	5,122	79	608	985	198	333	80	98.1	1,561
1974 —										
January	53	4,444	64	291	361	190	292	77	43.6	1,498
February	207	5,675	102	665	1,064	395	489	118	103.9	2,079
March	308	8,048	92	562	1,153	638	398	139	76.7	1,968
April	244	6,958	121	606	1,224	419	347	121	70.4	1,549
May	239	10,255	140	648	1,458	763	528	154	98.0	2,362
June	439	7,924	146	721	1,319	954	365	157	101.7	2,361
July	320	8,144	140	627	1,785	483	437	87	111.3	2,898
August	273	8,883	136	624	1,813	702	463	122	137.9	2,521
September	360	9,575	145	605	1,758	990	312	133	134.3	2,259
October	290	7,479	120	513	1,815	621	285	103	130.9	2,339
November	293	5,188	107	451	1,689	422	316	81	82.7	2,221
December	390	4,070	63	277	1,291	668	220	47	68.4	1,677
1973-74 : July to Dec.	1,193	52,940	643	3,161	7,201	2,680	2,593	812	616	12,370
1974-75 : July to Dec.	1,926	43,339	711	3,097	10,111	3,884	2,032	656	666	13,914

(a) Excludes hollow rods and bars. (b) Includes aluminium alloys and lead alloys and tin coated lead. Circles, slugs, coils, etc. stamped from purchased or imported strip or sheet are not included. Where stamped from set or strip produced in own works, the weight of metal included is that of the circles, etc. and not the weight of the sheet or strip from which they are stamped. (c) Drawn from rod (excluding re-drawn). (d) Weight of copper content only. (e) Code numbers 451.21,29; 452.12,42; 453.20. (f) Includes those made and incorporated in own products. Excludes audio, input R.F. and higher frequencies types and automotive coils. (g) Total weight. (h) Weight of aluminium content only. (i) Includes those for electrical welding equipment.

## Chemicals

Period	Acids (in terms of 100% acid)							
	Sulphuric				Chlorine (405.82)	Sodium hydroxide (caustic soda) (407.88)	Sulphate of ammonia (405.36)	Super- phosphate (h) (c)
	Hydrochloric (401.29)	Nitric (401.37)	Original (401.57)	Seasonally adjusted (a)				
tonnes	tonnes	'000 tonnes	'000 tonnes	tonnes	tonnes	tonnes	'000 tonnes	
1971-72	47,370	140,317	1,756	..	102,418	127,857	111,107	3,612
1972-73	40,969	162,680	2,265	..	98,787	121,610	227,864	4,918
1973-74	41,385	183,052	2,428	..	111,220	139,220	244,045	5,313
1973 -								
November	2,798	17,281	182	185	8,201	10,466	26,170	370
December	3,964	18,036	197	190	10,598	13,099	24,092	448
1974 -								
January	1,216	18,304	226	210	9,142	11,298	20,603	506
February	3,885	6,402	226	218	9,102	11,096	19,222	531
March	4,551	12,233	189	192	9,319	11,641	18,349	432
April	3,804	15,392	228	208	10,955	13,114	14,023	496
May	3,614	17,738	223	214	10,627	13,243	17,655	483
June	1,095	13,276	214	242	7,577	9,610	20,673	529
July	3,841	15,815	167	330	10,828	13,638	21,529	302
August	4,129	16,965	160	173	10,733	13,095	19,305	335
September	4,254	12,658	210	194	7,216	9,390	21,930	443
October	3,444	17,484	209	193	10,577	12,858	23,754	416
November	2,137	16,175	179	177	7,550	9,571	22,497	412
December	3,736	12,962	201	197	8,096	10,696	24,257	466
1973-74 : July to Dec.	23,220	99,707	1,123	..	54,498	68,718	133,520	2,336
1974-75 : July to Dec.	21,541	92,059	1,126	..	55,000	69,248	133,272	2,375

Period	Plastics and synthetic resins (d)					Plastics film, sheeting and coated materials			
	For moulding, extrusion, etc. (403.02, 18.96)	For protective coating, paints, etc. (h)	For bonding and adhesive (404.34, 76.90,96)	For other purposes (e) (404.36,4, 78.84,98)	Plasticisers (all types) (407.02, 04.08)	Unsupported plexics film, foil and sheeting (423.02- 65)		Plastics coated materials	
						Poly- ethylene (f) (424.42, 43.45)	Other (g) (424.30, 32.33,51)		
tonnes	tonnes	tonnes	tonnes	tonnes	tonnes	'000 sq metres -			
1971-72	204,770	43,703	29,464	7,489	22,302	65,309	48,316	28,939	
1972-73	249,908	48,088	34,387	7,581	21,693	74,701	49,848	27,174	
1973-74	302,863	56,393	37,430	8,240	24,620	91,708	67,768	30,003	
1973									
November	20,110	4,948	2,994	659	2,100	7,202	4,023	2,328	
December	21,439	4,021	2,653	563	2,065	6,160	4,530	2,378	
1974									
January	26,292	2,885	2,276	498	1,947	5,768	5,010	1,389	
February	24,988	4,503	2,521	513	1,889	7,309	6,261	2,418	
March	24,194	5,315	3,469	711	2,153	8,902	7,025	2,736	
April	19,959	3,964	2,714	493	2,096	7,649	5,404	2,253	
May	27,298	5,793	3,618	1,041	2,211	8,523	7,726	3,269	
June	31,306	5,021	3,905	1,030	2,048	9,269	6,399	3,037	
July	31,970	5,125	3,004	863	1,078	8,708	5,884	2,791	
August	27,334	5,107	3,460	964	2,230	8,729	6,898	2,567	
September	29,583	4,496	3,272	835	2,149	9,333	6,544	2,345	
October	25,169	4,345	2,687	814	2,225	8,875	8,132	2,779	
November	21,814	4,967	2,688	761	1,889	7,040	10,970	2,355	
December	22,215	3,537	1,880	635	1,107	5,993	3,869	1,995	
1973-74 : July to Dec.	148,096	28,912	18,927	3,954	12,276	43,753	29,942	14,902	
1974-75 : July to Dec.	158,085	27,577	16,991	4,872	10,678	48,679	42,297	14,832	

(a) See paragraph 6, page 1, Explanatory Notes. (b) Includes double and triple superphosphate and ammonium phosphate expressed in terms of single superphosphate i.e. 22% P<sub>2</sub>O<sub>5</sub> equivalent. (c) Code numbers 415.07; 405.25. (d) Liquid resins or emulsion forms are shown in terms of dry weight of resin content. (e) e.g. textile impregnation, paper treatment, etc. (f) On regenerated cellulose film, aluminium foil and paper or paperboard. (g) On knitted or woven textile materials, paper or paperboard. (h) Code numbers 404.01,02,32,40,48,62,74,88,94.

## Building materials

Period	Building materials							
	Bricks (a) (c)	Concrete blocks (in terms of 16" x 8" x 8" blocks) (475,27)	Roofing tiles, (terracotta and concrete) (d)	Portland cement		Concrete box culverts (475,60)	Ready mixed concrete (475,90)	Plaster of Paris (474,22)
				Original (474,02)	Seas. adj.; (h)			
million	million	million	'000 tonnes		tonnes	'000 cu metres	'000 tonnes	
1971-72	1,883	73.1	196	4,884	..	92,419	9,695	315
1972-73	2,039	79.3	218	5,037	..	92,318	9,726	344
1973-74	2,239	89.5	233	5,330	..	103,018	10,225	367
1973 -								
November	197	7.99	20.9	494	449	8,430	937	32.6
December	167	6.34	14.3	442	493	6,927	756	25.7
1974 -								
January	149	5.76	14.8	300	402	4,906	592	18.8
February	182	6.90	18.5	416	464	8,287	783	30.4
March	189	7.47	20.7	468	443	8,113	949	30.0
April	184	7.22	17.6	434	456	8,031	786	26.2
May	205	8.43	21.5	468	433	8,608	919	38.1
June	182	7.56	19.7	450	446	9,341	934	29.8
July	234	8.62	21.4	399	370	10,509	869	33.1
August	180	6.41	18.2	450	425	8,835	869	29.7
September	174	7.40	18.6	467	462	8,713	862	32.4
October	168	7.57	20.2	485	438	8,442	908	34.8
November	155	6.94	18.8	446	407	7,568	945	31.0
December	128	5.21	13.6	422	465	6,079	783	23.6
1973-74 : July to Dec.	1,148	46.2	121	2,795	..	55,732	5,262	194
1974-75 : July to Dec.	1,008	42.2	111	2,669	..	50,146	5,236	185

## Building materials - continued

Period	Building materials - continued								
	Sawn Australian grown timber (e) (331,01- 19)	Mineral wool (bonded, loose and granu- lated) (478,01- 04)	Lignocellulose boards and sheets Softboard and strawboard (f) (336,11, 15)	Particle board (336,12)	Metal ceiling acoustic tiles, panels and sheets (461,05)	Plaster acoustic tiles (479,34)	Asbestos cement building sheets (g) (i)	Plastic building materials	
								Decorative laminated (425,01, 03)	Profile sheet (h) (425,17, 18)
'000 cu metres	tonnes	'000 sq metres	'000 cu metres	'000 sq metres	'000 sq metres	'000 sq metres	'000 sq metres	'000 sq metres	
1971-72	3,364	28,579	2,426	275	249	316	36,647	2,573	1,603
1972-73	3,582	30,340	2,377	339	187	332	39,802	2,809	1,378
1973-74	3,459	35,230	2,480	426	188	240	44,128	3,271	1,651
1973 -									
November	323	3,149	214	37.3	14.1	22.3	4,127	292	139
December	238	2,785	186	27.6	17.8	16.0	3,546	212	103
1974 -									
January	182	2,123	101	28.6	9.2	13.4	2,085	188	42
February	266	3,134	215	35.9	14.1	19.3	3,564	295	97
March	298	2,784	181	35.3	11.7	20.0	4,023	242	131
April	261	2,449	217	37.2	18.5	19.3	2,929	261	167
May	294	3,160	262	41.0	13.0	22.6	4,283	333	194
June	318	2,853	209	37.0	8.4	19.0	3,403	260	188
July	311	3,353	216	39.9	15.9	20.5	4,500	307	215
August	342	3,060	197	33.8	18.8	20.3	3,713	284	188
September	304	3,024	120	36.2	10.0	19.3	4,365	272	159
October	303	2,961	218	36.1	14.1	21.2	4,181	300	219
November	295	2,805	211	26.7	17.8	21.9	3,641	260	163
December	235	2,688	189	18.6	11.2	12.4	3,366	175	168
1973-74 : July to Dec.	1,840	12,727	1,296	211	113.0	126	23,842	1,691	833
1974-75 : July to Dec.	1,821	17,891	1,151	191	87.8	116	23,765	1,597	1,111

(a) Clay, concrete and silica lime. (b) See paragraph 6, page 1, Explanatory Notes. (c) Code numbers 472.01.03; 475.21.23; 479.45.47. (d) Code numbers 472.12; 475.30. (e) Source : Commonwealth Forestry and Timber Bureau and Victorian Forestry Commission. (f) Original forming of boards and sheets including special combinations. Includes board and sheet for subsequent conversion into acoustic board etc. by producing factory as well as for sale. (g) Includes original manufacture of flat, corrugated, moulded and grooved sheets but excludes bulfinoses. (h) Corrugated, etc. (including fibreglass reinforced). (i) Code numbers 475.04.06,07,85.

Period	Paints, etc.				Meters			Warm air furnaces
	Paints, enamels and colours (a)	Lacquers nitro-cellulose (410,33, 43,45)	Thinners for lacquers, paints and enamels (410,85, 87)	Water thinned latex or other water based (b) (410,11,13, 15,17)	Electricity consumption (702,01)	Gas consumption (703,01)	Water consumption (703,11)	Oil and gas fired (651,28, 29,37,38)
	'000 litres	'000 litres	'000 litres	'000 litres	'000	'000	'000	number
1971-72	87,930	5,033	22,321	25,008	215	67.6	158	6,427
1972-73	92,663	5,490	23,039	27,092	298	64.9	169	8,331
1973-74	97,699	5,772	24,414	29,109	345	67.0	202	11,258
1973 -								
November	9,041	582	2,134	2,864	31.1	6.75	19.4	836
December	7,172	441	1,625	2,195	20.9	5.04	15.1	463
1974 -								
January	6,480	369	1,530	1,938	16.4	2.08	9.4	330
February	8,233	491	2,295	2,394	28.2	5.60	16.6	624
March	8,539	528	2,112	2,442	27.1	4.66	11.9	790
April	6,908	388	1,659	2,113	25.0	5.43	14.1	898
May	9,580	543	2,498	2,693	40.1	6.31	21.6	1,883
June	7,448	414	2,068	2,066	32.9	5.38	23.0	1,406
July	8,909	469	2,452	2,574	38.3	6.10	23.7	1,508
August	7,950	469	2,022	2,289	32.3	6.28	20.9	1,123
September	7,771	406	1,991	2,352	31.1	6.27	20.5	1,031
October	8,795	453	2,452	2,693	29.8	7.53	19.3	666
November	7,537	442	2,126	2,402	28.5	6.65	17.3	361
December	6,833	296	1,786	2,391	21.2	5.56	12.4	403
1973-74 : July to Dec.	50,421	3,039	12,252	15,464	175	37.6	105	5,327
1974-75 : July to Dec.	47,795	2,535	12,829	14,701	181	38.5	120	5,092

## Building fittings

Period	Domestic type stoves, ovens and ranges									
	Space heaters and fires			Electric				Oil, kerosene, spirits, etc. (g)		
	Gas (651,04,05, 21,22,26,27)	Solid fuel (651,01, 03)	Ranges (d) (661,01, 03)	Grill boilers (e) (661,05)	Wall ovens (661,11)	Cooking tops (661,13)	Total	Gas (f) (h)	Solid fuel (662,01, 03)	Oil, kerosene, spirits, etc. (g) (662,21, 23)
	- number -									
1971-72	58,421	9,767	176,808	13,417	37,089	38,652	265,250	89,343	7,612	1,484
1972-73	67,591	6,912	186,526	16,562	47,926	54,554	305,568	91,291	6,204	1,850
1973-74	71,044	5,246	189,051	16,426	57,711	69,495	332,683	108,832	5,151	1,535
1973 -										
November	4,203	393	16,674	1,073	5,371	5,963	29,081	9,367	527	103
December	3,580	368	12,267	1,696	3,507	3,836	21,306	7,603	341	62
1974 -										
January	2,849	252	11,003	(i)	(i)	2,927	17,843	5,484	167	105
February	6,955	552	13,258	(i)	(i)	4,488	22,769	10,294	387	181
March	6,915	603	12,048	(i)	(i)	4,998	22,335	7,676	363	127
April	5,331	602	13,642	(i)	(i)	4,705	23,516	8,024	406	121
May	8,310	674	19,448	(i)	(i)	6,523	34,373	9,462	454	52
June	6,922	430	17,512	(i)	(i)	6,112	29,214	8,737	421	183
July	8,189	263	19,441	(i)	(i)	5,352	31,842	13,723	520	100
August	7,576	147	17,743	(i)	(i)	3,729	26,564	7,208	395	226
September	7,138	112	19,944	1,954	4,865	5,163	31,926	10,159	530	106
October	5,943	472	23,935	6,325	5,460	6,288	42,008	11,877	553	94
November	5,339	609	18,422	4,512	3,704	4,727	31,365	10,284	471	(i)
December	5,669	570	16,766	(i)	(i)	4,829	32,614	8,680	354	(i)
1973-74 : July to Dec.	33,762	2,133	102,140	12,064	28,687	39,742	182,633	57,855	2,953	766
1974-75 : July to Dec.	39,854	2,113	116,251	(i)	(i)	30,088	196,319	65,931	2,823	(i)

(a) Includes primers and undercoats, bituminous paints and marine coatings. Excludes nitrocellulose lacquer, water thinned architectural and decorative paints, and tinting colours and wood stains packed for sale or transfer out. (b) Architectural and decorative. (c) Code numbers 410,01,03,05,07,31,37,41,47,49,59,65. (d) Having at least one hotplate and one oven separately heated. (e) Designed to allow simultaneous grilling below and boiling above the heating unit, but without an oven. (f) Gas stoves and ranges, upright or elevated (with oven) and wall ovens; excludes cooking tops, hotplates, stovettes, etc. (g) Excludes small spirit burners other than gravity fed. (h) Code numbers 662,26,31,34,36,42,43. (i) Not available for publication.

## Building fittings - continued

## Hot water systems (up to 200 gallon storage capacity)

Period	Gas						Bath heaters			
	Electric		Instantaneous (652.12,16)	Storage and heat exchange (b)	Solid fuel storage and heat exchange (c)	Solar absorber units (652.91)	Electric (652.01)	Gas (652.02,06)	Solid fuel (652.05)	
	Instantaneous (652.11)	Storage (a)								Heat exchange (652.71)
1971-72	8,973	173,727	25,831	(h)	67,064	8,695	3,701	7,394	3,358	6,516
1972-73	9,654	194,004	30,382	(h)	54,239	8,585	6,986	7,007	2,650	3,744
1973-74	11,212	211,537	35,701	(h)	60,598	7,385	8,797	7,311	2,363	3,881
1973 -										
November	872	19,793	3,653	(h)	5,922	681	869	696	327	392
December	973	14,923	2,433	(h)	4,292	561	656	428	208	204
1974 -										
January	522	11,552	1,866	(h)	3,454	273	397	510	23	200
February	593	17,578	2,655	(h)	5,455	742	604	577	151	251
March	957	14,976	2,969	(h)	4,641	534	495	678	116	335
April	1,156	14,978	2,908	(h)	4,675	404	797	414	129	329
May	1,388	22,598	3,482	(h)	7,887	591	909	711	216	332
June	838	19,535	2,463	(h)	4,928	419	788	602	146	289
July	994	20,639	2,977	(h)	6,845	407	978	911	124	445
August	1,316	17,254	2,310	(h)	4,939	557	986	487	68	328
September	1,441	18,157	2,087	(h)	5,100	656	1,228	495	113	371
October	1,036	20,230	2,244	(h)	5,694	543	1,753	513	147	237
November	691	17,794	2,012	(h)	6,365	551	1,647	448	182	108
December	905	12,190	1,401	(h)	4,184	366	1,301	321	214	362
1973-74 : July to Dec.	5,758	110,320	19,358	(h)	29,558	4,422	4,807	3,819	1,582	2,145
1974-75 : July to Dec.	6,383	106,264	13,031	(h)	33,127	3,080	7,893	3,180	848	1,851

## Building fittings - continued

Period	Baths (e)						Wash basins			
	Sink heaters - electric (653.01)	Pressed steel - enamelled (671.03)	Other (671.01, 04.08)	Sinks (standard size) (f) (671.11- 18)	Laundry tubs (671.23, 24.28)	Toilet cisterns (g) (671.51- 59)	Pans (closet) - earthenware (671.41)	Earthen- ware (671.37)	Pressed steel	
									Enamelled (671.33)	Stainless (671.34)
	number									
1971-72	9,315	125	74.6	240	188	430	419	233	89.4	8.26
1972-73	9,517	153	51.3	252	211	454	418	278	100.8	6.82
1973-74	10,280	167	46.9	260	225	543	540	326	109.8	6.75
1973 -										
November	1,243	14.5	4.44	24.6	18.0	58.0	46.8	26.3	10.99	0.46
December	682	9.7	3.58	14.3	16.6	40.6	45.9	23.1	8.99	0.87
1974 -										
January	637	7.4	1.78	10.8	11.7	31.8	25.7	14.0	4.53	0.90
February	823	13.1	3.96	22.7	18.0	37.7	43.4	22.6	6.04	1.03
March	991	12.5	3.74	20.9	15.8	38.6	46.1	29.2	8.47	1.00
April	515	12.2	3.06	20.4	18.5	42.4	51.5	34.4	7.71	0.31
May	902	19.0	3.24	25.2	22.9	52.1	44.7	24.3	11.98	0.35
June	605	15.4	4.12	27.9	21.8	47.9	50.3	32.3	10.31	0.42
July	755	17.4	5.37	28.0	25.1	51.9	61.6	33.9	10.25	0.19
August	768	14.8	4.75	20.9	22.0	41.6	47.3	27.3	9.91	0.62
September	948	11.8	4.53	19.3	21.3	36.0	46.9	21.0	10.17	0.18
October	778	10.5	4.41	20.9	21.7	37.3	49.9	22.7	9.20	0.30
November	558	9.3	3.88	18.1	17.9	36.0	36.8	24.2	5.52	0.27
December	615	6.9	2.57	13.3	14.8	33.3	28.6	19.8	4.59	0.22
1973-74 : July to Dec.	5,807	87.2	27.0	132	116	291	278	169	60.7	2.76
1974-75 : July to Dec.	4,422	70.7	25.5	120	123	236	271	149	49.6	1.78

(a) Code numbers 652.21,31,41,51,61. (b) Code numbers 652.22,26,32,36,43,46,52,56,62,66,72,76. (c) Code numbers 652.25,35,45,55,65,75. (d) Prior to July 1972, figures represent number of units; from July 1972 figures represent effective area in sq metres. (e) Excludes babies' baths. (f) Includes combination sinks. (g) Excludes storage tanks for use with flusherette valves. (h) Not available for publication.

## Domestic electrical appliances

Period	Vacuum cleaners (692,02,04)	Hand irons (693,51,63)	Dry shavers (699,01,03)	Toasters (661,21,23)	Hot water jugs and kettles (699,22,23,25)	Coffee makers (699,27,29)	Beater and pulveriser type mixers (699,01,02)	Blankets (incl. mattress overlays) (a) (699,81,85)	Floor polishers (b) (692,21,23)
-'000-									
1971-72	174	593	201	373	452	38.9	201	668	36.0
1972-73	203	646	262	489	496	70.0	240	906	28.9
1973-74	243	693	277	542	523	88.9	281	1,000	28.0
1973 -									
November	19.3	62.4	22.9	56.8	56.6	8.74	27.4	77.2	2.12
December	18.2	63.6	23.8	41.6	35.2	9.37	27.3	67.6	1.54
1974 -									
January	8.5	14.1	7.5	16.9	22.5	2.76	7.5	50.5	1.11
February	19.1	49.2	25.4	31.2	36.8	6.42	22.6	93.4	1.37
March	17.6	61.1	18.9	41.5	36.0	7.38	21.5	104.6	2.15
April	20.2	56.6	12.3	41.1	39.5	8.44	16.9	91.7	1.93
May	28.3	63.2	21.3	43.4	47.6	9.58	26.2	105.0	3.29
June	20.7	76.4	21.5	50.1	45.1	8.53	23.7	88.0	3.69
July	29.5	82.7	24.0	59.2	51.0	11.72	30.6	66.3	2.41
August	30.7	84.3	34.5	61.3	41.0	15.19	29.1	58.4	2.72
September	25.1	74.5	29.7	61.4	38.0	10.93	29.4	70.5	2.51
October	26.5	88.2	22.5	67.7	54.7	12.61	42.8	72.0	2.47
November	22.4	79.2	26.3	68.0	56.4	11.13	50.5	65.3	3.21
December	17.5	67.9	21.8	54.6	39.8	12.37	47.4	40.6	1.62
1973-74 : July to Dec.	128	373	171	317	295	45.8	162	466	14.5
1974-75 : July to Dec.	152	477	159	372	441	73.9	230	373	14.9

## Domestic electrical appliances - continued

Period	Propeller type fans (complete) (c) (696,01-05)	Radiators, electric fires and room heaters (651,11-17)	Air conditioners and coolers		Refrigerators (electric and gas)		Clothes washing machines		Clothes dryers (rotary and cabinet type) (693,25-27)
			Room refrigerated (657,03,05)	Package unit (657,21-23)	Original (657,32,41)	Secs. adj. (d) (d)	Fully automatic (e) (693,02)	Other (693,06-18)	
-'000-									
1971-72	405	813	41.8	9.28	263	..	126	186	41.2
1972-73	473	810	29.1	8.64	248	..	149	194	47.5
1973-74	632	843	52.4	19.60	271	..	182	199	68.1
1973 -									
November	65.7	62.7	5.69	1.93	26.5	20.9	17.0	18.0	4.46
December	53.2	57.4	3.68	1.90	19.3	21.0	11.8	15.4	3.84
1974 -									
January	32.6	30.6	3.46	1.56	17.2	17.5	9.8	12.5	4.50
February	43.7	73.7	5.72	1.72	22.9	24.4	15.8	15.8	5.06
March	35.5	65.2	3.88	1.81	18.4	19.3	11.5	15.7	4.47
April	42.4	81.9	4.57	1.73	18.3	23.0	12.3	12.1	4.30
May	64.5	109.4	5.44	2.39	26.1	28.8	20.0	19.6	6.98
June	53.8	86.7	3.72	1.51	21.3	25.0	17.8	16.4	7.02
July	71.6	83.2	5.47	2.23	26.0	25.8	19.2	18.4	7.90
August	70.6	72.3	5.19	1.94	22.9	20.1	19.3	18.6	6.32
September	83.5	65.4	5.87	2.69	23.5	21.2	20.9	15.4	6.85
October	83.1	63.1	7.43	3.70	24.5	21.3	21.8	15.0	6.52
November	67.5	42.0	6.16	2.78	24.1	20.1	19.2	12.0	3.26
December	49.5	69.6	4.97	2.77	17.0	18.0	11.1	7.2	(f)
1973-74 : July to Dec.	360	395	25.9	8.88	147	..	94.3	107.4	35.8
1974-75 : July to Dec.	426	396	35.1	16.10	138	..	111.5	86.6	(f)

(a) Excludes heating pads. (b) Includes commercial type. (c) Excludes fans incorporated in other equipment or used with ducting. (d) See paragraph 6, page 1, Explanatory Notes. (e) Complete washing cycle with one setting of controls. (f) Not available for publication.

Period	Television sets			T. V. antennas					Radios		
	T. V. only (643,49-55)	With radio and/or record player (643,62-65)	T. V. picture tubes (a) (645,51-58)	Indoor (incl. "built-in" telescopic type) (649,43)	Transistors			Portable (643,15)	Car (643,35,37)	Other (incl. mantle) (643,27)	
					Outdoor (649,45)	Power (645,41)	Other (645,26)				
-'000 -											
1971-72	349	12.3	432	177	155	1,179	20,978	383	237	41.7	
1972-73	377	6.8	372	199	189	1,621	26,899	417	272	45.9	
1973-74	455	2.0	388	222	215	2,222	38,429	345	329	58.7	
1973 -											
November	44.9	0.22	38.7	23.2	25.5	206	4,906	61.4	39.6	7.00	
December	32.3	0.10	27.8	13.7	12.4	184	2,474	47.2	25.9	5.60	
1974 -											
January	14.9	0.06	17.6	8.8	15.0	96	1,917	7.5	13.4	1.70	
February	38.5	0.15	30.3	17.3	17.6	236	3,166	16.1	18.7	3.81	
March	42.6	0.11	33.7	15.9	18.3	217	3,475	8.3	8.3	5.63	
April	33.9	0.10	26.9	19.9	14.4	66	2,526	7.2	17.9	5.48	
May	48.5	0.11	37.4	21.3	24.0	3,538	4,542	5.4	24.5	3.69	
June	39.2	0.19	31.6	18.8	17.3	3,459	4,459	1.6	20.9	3.76	
July	38.3	0.09	32.0	12.7	21.7	3,222	4,222	(g)	(g)	3.71	
August	(h)46.9	0.05	30.6	18.7	17.3	3,759	4,759	(g)	(g)	0.77	
September	38.5	0.01	27.0	17.7	15.3	2,965	3,965		26.4	0.18	
October	44.3	0.03	14.3	18.1	16.0	2,852	3,852		23.5	0.41	
November	42.2	..	10.2	15.3	17.5	3,469	4,469			30.0	
December		29.4	12.3	15.1	13.2	1,312	1,312			16.7	
1973-74 : July to Dec.	2.8	1.28	210	120	109	1,423	20,531	298	207	34.6	
1974-75 : July to Dec.		240	126	98	101		17,579		161		

Period	Floor coverings									
	Radio-grams (b) (643,03)	Record players (in case or cabinet) (c) (646,11,14)	Gramophone records			Pre-recorded cassette tapes (647,01)	Textile (841,01-07)	Smooth surfaced wool carpets (841,31-61,69)	Timber parquetry (841,67,68)	Felts (d) (841,85)
			Single play (646,35,65)	Extended play (e)	Long play (646,43,45,73,75)					
	'000	'000	'000	'000	'000	'000	'000 sq metres	'000 sq metres	'000 sq metres	
1971-72	108	111	5,965	805	15,066	(f)	21,594	13,104	234	17,459
1972-73	132	112	5,417	954	17,041	2,537	26,118	12,804	217	16,874
1973-74	144	105	6,325	623	20,856	5,290	30,772	11,525	203	17,077
1973 -										
November	12.7	14.03	556	65.8	2,225	46.3	2,803	1,075	18.1	1,713
December	10.7	10.65	443	20.6	1,540	40.9	2,094	856	12.5	1,316
1974 -										
January	4.8	3.25	511	19.0	1,676	31.5	1,475	331	11.0	895
February	10.4	7.30	523	73.1	1,669	46.3	2,889	881	20.6	1,447
March	12.6	6.93	570	79.4	1,657	57.2	3,018	947	18.6	1,420
April	11.1	7.40	530	50.1	1,317	47.7	2,466	937	17.7	949
May	15.4	10.14	695	85.8	2,042	68.2	2,813	1,084	16.9	1,495
June	12.1	7.54	494	58.8	1,832	48.6	1,922	565	10.7	1,189
July	12.4	5.06	594	33.1	1,785	48.1	2,063	900	11.4	1,605
August	12.1	6.62	581	30.1	1,957	53.0	2,114	695	12.9	1,585
September	8.9	6.52	432	24.5	1,834	53.9	2,055	784	11.0	1,399
October	8.2	7.74	545	74.2	2,094	67.4	2,285	646	14.2	1,595
November	4.7	6.33	548	41.7	2,139	71.3	2,054	575	10.8	1,539
December	3.5	4.26	472	32.7	1,519	50.9	1,539	590	9.8	1,091
1973-74 : July to Dec.	77.5	62.8	3,003	257	10,862	2,295	16,189	6,481	107.2	9,681
1974-75 : July to Dec.	49.8	36.5	3,172	236	11,329	3,446	12,109	4,190	70.1	8,814

(a) Incorporating new screens only. (b) Automatic multiple play. Complete with built-in record player or changer. (c) Complete with built-in amplifier, speaker(s) and record player in case or cabinet. (d) Needled (or bonded) felts of jute or jute/hair mixture for all purposes. (e) Code numbers 646,37,41,67,71,81. (f) Not collected prior to July 1972. (g) Not available for publication. (h) Includes production of colour television sets in July 1974.

Period	Bed bases			Mattresses				Detergents	
	Box spring (844.02, 05.07)	Woven wire link mesh and spring (844.12, 15.17)	Inner spring (844.22, 25.27)	Rubber (844.42, 45.47)	Other (incl. plastic foam, kapok fibre, etc.) (a)	Perambulators, pushers and strollers (975.04, 09.11)	Cycles (made or assembled (61.1.01)	Synthetic (806.02-22, 30.36)	Other (806.25, 40.45)
	'000	'000	'000	'000	'000	'000	'000	tonnes	tonnes
1971-72	205	619	696	44.6	332	177	131	149,507	26,462
1972-73	256	616	738	38.5	466	195	165	145,234	26,373
1973-74	283	629	752	44.1	538	185	187	159,614	29,922
1973 -									
November	279	58.4	72.1	3.69	50.7	15.7	24.0	13,936	3,001
December	22.8	45.4	52.5	3.21	44.5	13.0	19.4	12,010	2,245
1974 -									
January	14.3	29.6	39.7	1.65	29.8	8.2	7.9	7,394	2,178
February	22.4	54.8	62.5	3.74	48.4	18.1	10.9	13,680	2,524
March	24.5	46.3	66.1	4.11	52.0	16.8	11.9	12,479	2,465
April	23.3	47.1	61.6	4.15	48.3	17.7	12.3	11,194	2,346
May	25.8	63.6	68.9	4.30	44.6	18.5	16.3	15,226	2,803
June	21.2	40.5	57.9	3.02	34.7	10.0	13.2	14,763	2,327
July	23.8	45.3	65.7	3.29	35.3	6.3	17.8	15,207	2,921
August	23.3	33.1	60.1	2.90	35.0	10.9	19.8	11,402	2,726
September	21.2	36.0	56.6	2.19	49.3	11.6	21.6	14,535	2,620
October	24.6	40.4	63.5	3.01	41.3	15.0	26.0	16,646	2,893
November	22.7	44.8	59.7	2.21	41.4	14.5	32.4	13,282	3,010
December	19.5	33.2	48.7	2.41	42.1	10.9	22.1	14,876	2,528
1973-74 : July to Dec.	152	347	396	23.1	281	95.2	115	84,878	15,279
1974-75 : July to Dec.	135	233	354	16.0	244	69.1	140	85,948	16,698

## Soap and soap-based products

Period	Non-abrasive				Electric motors (b)				
	For personal toilet use (805.01, 13)	Powder and granules (805.26, 50)	Other (d)	Abrasive cleansers and scourers (805.36- 40.60)	Crude glycerine (406.20)	Fatty acids (401.41, 53,77,79)	Under 1 hp		1 hp and over (503.27, 32)
	tonnes	tonnes	tonnes	tonnes	tonnes	tonnes	'000	'000	'000
1971-72	29,028	13,547	29,303	2,410	5,871	11,134	3,241	..	224
1972-73	28,913	13,840	27,831	2,207	6,006	11,942	3,555	..	241
1973-74	31,082	12,516	24,605	2,187	5,562	13,135	4,315	..	274
1973 -									
November	2,989	1,092	2,908	216	654	1,165	429	342	27.8
December	2,300	851	1,946	200	314	907	325	347	14.5
1974 -									
January	1,189	384	1,199	154	297	1,201	203	335	10.4
February	2,781	507	2,177	178	470	1,057	321	353	21.4
March	2,468	964	2,114	165	364	778	280	287	19.8
April	2,364	1,152	1,693	167	526	1,473	287	333	19.7
May	2,739	1,513	2,324	203	583	1,264	412	390	33.8
June	2,988	1,235	1,874	188	451	597	388	419	28.3
July	2,787	985	2,632	174	508	1,766	466	435	33.0
August	2,523	1,189	2,001	211	616	1,276	440	393	29.9
September	2,974	1,057	2,027	111	414	918	464	440	31.3
October	3,162	916	2,396	142	870	1,668	468	372	38.8
November	2,029	805	1,723	204	363	1,075	426	368	32.3
December	1,868	757	1,812	166	293	698	299	307	22.3
1973-74 : July to Dec.	16,553	6,761	13,224	1,132	2,871	6,765	2,423	..	141
1974-75 : July to Dec.	15,343	5,709	12,591	1,008	3,064	7,400	2,562	..	188

(a) Code numbers 844.52,55,57,62,65,67. (b) Includes those made and incorporated by manufacturers in their own products. (c) See paragraph 6, page 1, Explanatory Notes. (d) Code numbers 805.22,24,30,32,34,46,48,52-58.

Period	Internal combustion engines (a) (b)						Storage batteries (c)				
	Petrol, etc.			Petrol lawn mowers rotary (undercut) type		Chain saws (gear or drive)	Spark plugs	Shock absorbers	Automotive		Other (no. of cells)
	2 stroke (502,22, 26)	4 stroke (502,32, 36)	Diesel and semi-diesel (502,30, 35,37,39)	2 stroke (699,52)	4 stroke (699,53)	(529,01, 02)	(689,01)	(589,51)	6 volt (685,13, 15)	12 volt (685,17, 19)	(685,33, 65)
'000	'000	'000	'000	'000	number	'000	'000	'000	'000	'000	
1971-72	316	36.3	2.50	259	34.4	10,697	21,197	2,366	380	2,095	215
1972-73	385	43.5	1.99	301	39.8	14,652	20,675	2,537	355	2,064	208
1973-74	469	42.2	0.84	364	56.1	19,180	25,509	2,703	354	2,149	236
1973 -											
November	42.9	6.16	0.08	35.3	6.93	(f)	2,361	251	33.2	178	28.6
December	37.8	2.93	0.06	28.2	4.29	(f)	1,533	138	22.8	125	16.7
1974 -											
January	35.1	2.13	0.02	31.4	4.52	384	1,202	127	16.2	115	16.3
February	37.8	4.86	0.04	31.1	5.18	(f)	2,154	266	28.7	190	19.6
March	32.7	2.55	0.07	25.5	5.39	(f)	2,026	202	28.2	167	15.3
April	31.8	3.21	0.01	25.4	3.64	(f)	2,150	224	26.7	165	17.8
May	37.1	3.39	0.12	30.8	2.65	1,911	2,548	280	39.2	252	26.5
June	48.7	1.76	0.09	28.6	4.29	3,386	2,341	217	22.6	175	9.3
July	45.6	4.75	0.07	40.1	4.63	2,685	2,796	247	32.8	240	31.2
August	43.5	3.83	0.18	31.3	5.48	2,211	2,750	227	36.5	213	22.2
September	51.9	1.96	0.21	36.6	4.19	2,688	2,528	220	40.2	202	21.9
October	66.1	1.69	0.12	44.9	6.02	(f)	2,662	225	34.8	245	27.7
November	46.8	2.03	0.14	29.6	3.85	(f)	2,282	177	28.5	191	24.9
December	19.5	1.29	0.07	13.9	3.22	(f)	1,579	145	25.8	149	16.0
1973-74 : July to Dec.	246	24.3	0.50	191	30.7	(f)	13,087	1,386	192	1,085	131
1974-75 : July to Dec.	273	15.5	0.82	196	27.4	(f)	14,597	1,242	198	1,240	144
Period	Tyres (motor) (d)				Tubes (motor) (d)				Caravans (e)		
	Motor car and motor cycle (621,01, 21)	Truck and bus (621,03, 23)	Tractor, grader and earth moving equipment (621,05, 25)		Motor car and motor cycle (622,01)	Truck and bus (622,03)	Tractor, grader and earth moving equipment (622,05)		Caravans (private or domestic use) (584,20-25)	Trailers	
			Aero (621,07, 27)				Aero (622,07)			Two wheel (584,32-39)	Four wheel (584,41-49)
'000	'000	'000	'000	'000	'000	'000	'000	number	number	number	
1971-72	7,323	511	214	6.91	3,752	656	172	0.55	23,205	23,763	3,086
1972-73	7,444	575	243	9.89	4,049	658	221	0.51	27,243	27,262	3,369
1973-74	7,762	614	266	5.72	4,375	745	234	0.55	34,909	34,433	4,060
1973 -											
November	708	55.3	23.8	0.58	389	69.0	21.4	0.03	3,433	3,704	296
December	580	45.8	17.7	0.49	323	57.7	17.7	..	2,754	3,198	262
1974 -											
January	335	23.6	9.8	0.12	180	29.8	6.1	..	1,504	2,096	168
February	694	55.2	22.2	0.39	93	70.4	15.7	0.04	3,087	3,076	391
March	623	47.6	23.2	0.37	382	59.7	19.1	0.30	3,118	2,610	380
April	602	47.9	20.8	0.38	363	64.6	19.7	..	2,772	2,785	364
May	737	62.0	26.9	0.47	432	73.9	22.1	..	3,219	3,023	383
June	639	54.0	22.9	0.42	313	60.6	18.7	0.03	2,312	2,144	445
July	715	58.2	25.8	0.49	389	79.6	29.3	..	2,481	2,443	451
August	706	60.4	25.7	0.61	397	72.6	29.0	..	2,462	2,967	415
September	741	58.4	26.4	0.53	412	76.0	23.4	..	2,493	3,122	386
October	625	58.7	31.7	0.62	391	69.4	28.3	..	3,139	3,523	352
November	485	51.1	25.0	0.42	401	68.1	18.9	..	2,659	3,415	332
December	363	34.3	18.5	0.50	301	44.3	14.6	0.06	1,969	3,412	316
1973-74 : July to Dec.	4,132	324	140	3.58	2,312	386	133	0.19	18,897	18,654	1,929
1974-75 : July to Dec.	3,634	321	153	3.18	2,290	410	144	0.06	15,203	18,882	2,255

(a) Includes those made and incorporated by manufacturers in their own products. (b) Excludes motor car, motor cycle, truck, tractor, aero and marine inboard engines, but includes engines for outboard motors. (c) Includes rebuilt batteries and dry charge batteries, but excludes dry cell batteries. (d) Source: Australian Rubber Manufacturers Association Ltd. (e) Wheeled or with provision for fitting wheels. Complete or substantially complete. (f) Not available for publication.

Partly finished  
motor vehicles

Period	Finished motor vehicles						Partly finished motor vehicles		Total finished and partly finished vehicles	
	Cars (581,02-08)	Station wagons (581,10-16)	Utilities (582,04)	Panel vans (a) (582,06)	Trucks and truck type vehicles (b) (582,08-18,20-24)	Omnibuses, ambulances and hearses (582,26,28)	Cars, station wagons, utilities and panel vans (a) (581,22,28; 582,31,32)	Trucks and truck type vehicles (b) (582,33-49)	Original	Seas. adj. (c)
	number	number	number	number	number	number	number	'000	'000	
1971-72	340,122	51,931	34,105	20,330	3,357	1,615	2,244	18,986	473	..
1972-73	319,616	49,240	29,636	25,561	5,891	1,284	1,687	21,072	454	..
1973-74	342,147	56,411	30,678	26,810	6,717	1,467	1,729	23,380	489	..
1973 -										
November	27,595	4,383	2,355	1,787	543	103	141	1,815	38.7	36.4
December	24,762	3,960	1,940	1,539	440	82	155	1,672	34.6	41.7
1974 -										
January	14,174	2,329	1,279	815	334	20	24	1,094	20.1	41.7
February	27,706	5,777	2,718	2,378	596	155	79	1,956	41.4	41.6
March	30,908	5,115	2,853	2,704	612	136	175	2,246	44.7	42.7
April	28,953	4,702	2,527	2,234	670	158	254	1,867	41.4	41.7
May	33,201	4,688	3,033	2,418	772	97	145	2,022	46.4	40.4
June	29,461	5,799	3,183	3,132	694	151	212	1,976	44.6	45.8
July	32,670	6,048	3,545	3,562	783	160	61	2,264	49.1	44.4
August	29,587	5,639	3,933	3,042	826	181	96	2,824	46.1	41.9
September	31,476	5,478	3,266	2,743	834	136	81	2,392	46.4	43.2
October	31,055	5,277	2,829	3,082	1,028	183	95	2,257	45.8	39.1
November	25,739	4,863	2,649	2,649	791	256	135	2,244	39.3	39.6
December	19,551	3,465	1,573	1,908	537	33	86	1,819	29.0	33.7
1973-74 : July to Dec.	177,664	28,001	16,364	13,129	3,039	750	840	12,219	251	..
1974-75 : July to Dec.	170,078	30,770	18,697	16,986	4,799	949	554	13,800	256	..

## Sewing thread

## Cotton

Period	Newsprint (351,11)	Other paper (351,18-79)	Paper boards (d) (352,11-33)	Wood pulp (e) (341,31-45)	Pressure sensitive adhesives (f) (769,51-54,59)	Tobacco and cigarettes (g)		For household use (368,02,04)	For industrial use (368,06,08)
						Original (183,02,11,21-28)	Seas. adj. (c) (c)		
	'000 tonnes	'000 tonnes	'000 tonnes	'000 tonnes	'000 sq metres	mil. kg	mil. kg	'000 kg	'000 kg
1971-72	181	526	382	506	19,816	32.3	..	72.1	1,207
1972-73	199	546	408	538	22,929	29.7	..	90.7	1,258
1973-74	201	648	436	595	24,960	30.7	..	85.5	1,477
1973 -									
November	17.4	47.3	37.9	52.2	1,886	2.62	2.48	6.79	112
December	12.6	59.5	43.6	41.9	2,127	2.08	2.53	5.26	96
1974 -									
January	15.8	53.3	29.9	51.9	920	1.65	2.36	3.07	71
February	16.9	50.5	35.6	49.4	2,020	2.62	2.54	8.25	107
March	17.2	56.5	36.2	47.5	2,257	2.56	2.46	6.87	143
April	16.1	48.3	32.9	48.7	2,177	2.64	2.64	5.91	134
May	17.6	48.3	32.7	47.3	2,071	2.65	2.65	8.96	157
June	16.8	62.8	37.8	53.8	2,392	2.57	2.73	6.96	134
July	16.1	54.9	35.2	49.0	2,790	3.29	2.66	8.43	102
August	16.8	47.0	31.7	46.0	2,812	3.00	2.79	8.93	87
September	16.2	52.0	34.5	47.0	2,393	2.29	2.46	11.20	106
October	17.2	58.5	40.3	55.5	2,024	3.17	2.73	11.50	91
November	16.1	55.2	34.1	46.6	1,549	2.70	2.67	10.56	84
December	12.5	51.5	37.7	48.7	1,375	2.30	2.66	6.21	56
1973-74 : July to Dec.	106.6	328	231	296	13,123	16.0	..	45.5	732
1974-75 : July to Dec.	94.9	319	213	293	12,943	16.7	..	56.8	526

(a) Vehicles up to and including 115" wheelbase. (b) Vehicles over 115" wheelbase. (c) See paragraph 6, page 1, Explanatory Notes. (d) Paper which, at the size of 20" x 30" or its equivalent, weighs 84 lb or more per ream of 480 sheets is classified as board. (e) Quantities shown represent tonnes air dried. (f) Excludes those produced by converting purchased rolls, and all reinforced types. (g) Source : Department of Customs and Excise.

Period	Sewing thread - continued			Yarn of, or predominantly of, cotton					
	Other than cotton		Weaving (incl condenser and carpet) (364,11- 21)	Knitting (364,39, 41,43-46)	All other (c)	Total		Towelling (a) (b) (373,02- 07)	Towels (a) (373,58, 60,62,64)
	Heavy counts (8s to 18s) (368,18)	Light counts (over 18s) (368,16)				Pure	Mixtures		
	'000 kg	'000 kg	'000 kg	'000 kg	'000 kg	'000 kg	'000 kg	'000 sq metres	'000 dozen
1971-72	393	304	20,030	6,893	841	27,055	707	10,831	936
1972-73	413	382	19,513	6,921	1,049	26,358	1,125	10,002	854
1973-74	441	386	22,211	7,028	1,335	29,113	1,562	10,692	994
1973 -									
November	34.2	29.4	2,119	671	133	2,769	154	923	84.1
December	32.6	27.8	1,343	445	93	1,767	114	704	64.3
1974 -									
January	27.2	13.3	748	241	59	981	67	508	49.4
February	39.6	34.5	1,843	511	148	2,345	157	875	82.6
March	39.1	32.1	2,188	683	135	2,837	169	875	84.1
April	30.5	33.2	1,661	521	56	2,161	76	810	78.0
May	39.6	42.0	2,227	736	87	2,924	126	1,049	93.4
June	38.7	37.1	1,757	592	86	2,336	98	932	84.2
July	40.5	43.9	1,856	591	150	2,447	149	1,047	97.3
August	40.3	34.6	2,094	636	129	2,683	176	899	80.8
September	46.9	27.2	1,958	608	122	2,547	142	805	70.6
October	45.7	33.3	1,633	474	112	2,094	125	717	59.2
November		69.0	1,721	351	63	2,029	106	586	46.3
December		50.6	(f)	249	(f)	1,180	95	392	26.6
1973-74 : July to Dec.	227	194	11,887	3,745	764	15,528	868	5,653	523
1974-75 : July to Dec.	432		(f)	2,909	(f)	12,981	793	4,446	381

## Woven cloth (over 12" wide) of, or predominantly of, cotton

Period	Baby napkins					Total		Total cotton cloth (excl. towelling)	
	Turkish and/or terry (373,65)	Other (373,66)	Duck, canvas, etc. (373,10,12)	Drills, jeans, etc. (373,14,16)	Other (d) (373,18-52)	Pure	Mixtures	Original	Seas. adj. (c)
	'000 dozen	'000 dozen	'000 sq metres	'000 sq metres	'000 sq metres	'000 sq metres	'000 sq metres	'000 sq metres	'000 sq metres
1971-72	370	185	7,793	11,959	27,781	42,766	4,381	47,147	..
1972-73	370	189	8,615	12,330	24,379	41,290	4,034	45,324	..
1973-74	393	157	9,977	12,418	27,036	45,029	4,402	49,431	..
1973 -									
November	52.6		910	1,358	2,729	4,577	420	4,996	4,348
December	26.9	8.9	705	808	1,682	2,915	281	3,196	3,878
1974 -									
January	24.6		313	409	973	1,566	130	1,696	3,938
February	50.4		839	928	2,299	3,705	361	4,066	4,277
March	32.1	14.9	1,077	1,106	2,596	4,390	390	4,780	4,134
April	31.0	14.5	695	817	2,094	3,258	347	3,606	4,036
May	52.2		1,042	1,146	2,813	4,513	488	5,001	4,316
June	45.0		835	988	2,462	3,885	400	4,284	4,054
July	50.2		902	1,041	2,378	3,970	351	4,322	4,015
August	50.1		1,009	1,160	2,539	4,381	327	4,708	4,054
September	48.0		833	1,104	2,326	3,900	364	4,264	4,024
October	49.1		786	1,117	2,162	3,697	367	4,065	3,787
November	52.6		754	1,293	2,254	3,838	463	4,300	3,704
December	35.5		478	691	1,399	2,281	287	2,568	3,114
1973-74 : July to Dec.	209	76.2	5,177	7,023	13,799	23,712	2,287	22,999	..
1974-75 : July to Dec.	285		4,762	6,406	13,057	22,066	2,159	24,215	..

(a) Wholly or predominantly cotton, (b) For all purposes, (c) Code numbers 364,27,29,31,33,48,50, (d) Includes cotton tweeds and denims, sheeting, calico, shirting, dress fabrics, upholstery and furnishing fabrics, and other close weave piece-goods, but exclude open weave fabrics, e.g. tyre cord fabric. (e) See paragraph 6, page 1, Explanatory Notes. (f) Not available for publication.

Period	Tops										
	Sheep skins used in fell maveric (201.55)	Slip wool and dried pit wool (a) (242.05)	Scoured and carbonised wool (242.07.11)	Pure wool (%) (242.33.35)	Mixtures		Wool yarn				
					Containing wool (c) (242.70.76)	Not containing wool (246.46.47)	Woollen		Wool - worsted		
								Pure (e)	Mixtures (d) (f)	Pure (g)	Mixtures (d) (h)
	'000	'000 kg	'000 kg	mL kg	'000 kg	'000 kg	'000 kg	'000 kg	'000 kg	'000 kg	'000 kg
1971-72	2,819	4,081	68,254	17.5	2,997	3,014	11,328	7,818	7,247	1,418	
1972-73	2,837	3,866	59,992	19.6	3,020	3,085	10,367	8,076	7,287	1,303	
1973-74	1,142	1,992	52,480	13.4	3,152	4,483	8,276	9,647	4,813	1,849	
1973 -											
November	122	198	4,166	1.00	314	428	706	776	374	153	
December	105	152	3,437	0.82	188	293	472	637	347	106	
1974 -											
January	69	81	3,855	0.68	131	222	462	430	254	105	
February	113	153	4,888	1.07	250	385	725	809	405	159	
March	70	196	4,877	1.20	220	401	693	829	401	193	
April	52	157	4,740	1.13	249	350	692	748	394	154	
May	69	98	4,512	1.11	324	383	863	827	373	177	
June	68	104	4,109	0.91	224	301	271	786	299	135	
July	38	64	4,813	0.86	238	314	787	912	326	156	
August	9	16	3,776	0.59	161	197	679	774	270	121	
September	30	40	3,565	0.63	207	153	639	608	227	88	
October	78	101	3,162	0.74	264	145	632	679	263	146	
November	86	104	4,086	0.74	233	149	544	527	252	123	
December	98	121	3,589	0.61	138	107	464	381	195	63	
1973-74 : July to Dec.	681	1,203	25,487	7.29	1,754	2,147	4,171	5,218	2,687	917	
1974-75 : July to Dec.	337	446	22,990	4.16	1,241	1,066	3,745	3,851	1,534	697	

## Wool woven cloth (over 12" wide)

Period	Wool woven cloth (over 12" wide)									
	Woollen other than blanketing and rug material				Total - excl. blanketing and rug material		Woollen cloth			
	Wool - worsted		Woollen other than blanketing and rug material		Original	Seas. adj. (h)	Blanketing and rug material		Woollen blankets	
Pure (372.02.06.18)	Mixtures(d) (372.04.08.20)	Pure (372.22.26.30.34.48)	Mixtures(d) (372.24.28.32.36.50)	Pure (372.15.39.43)			Mixtures(d) (372.17.41.45)	Pure (372.52.56.60.64)	Mixtures(d) (i)	
	'000 sq metres	'000 sq metres	'000 sq metres	'000 sq metres	'000 sq metres	'000 sq metres	'000 sq metres	'000 sq metres	'000	'000
1971-72	3,231	1,579	5,819	3,242	13,870	..	7,263	1,275	1,666	167
1972-73	3,378	1,993	4,002	4,835	14,208	..	6,099	1,571	1,477	210
1973-74	2,221	1,915	2,715	5,065	11,862	..	6,388	2,120	1,386	340
1973 -										
November	230	121	267	534	1,153	930	460	153	107	21.9
December	155	95	182	339	771	843	351	110	76	13.4
1974 -										
January	108	86	148	286	628	903	312	88	67	12.1
February	192	146	212	602	1,153	1,014	538	156	127	26.2
March	215	281	217	544	1,158	1,001	547	150	112	23.0
April	162	172	218	312	865	939	540	137	114	22.0
May	170	213	302	296	980	987	699	246	146	35.8
June	125	224	135	215	697	864	534	226	114	40.5
July	173	238	265	258	934	949	563	252	128	51.4
August	184	234	176	169	763	849	431	207	103	41.2
September	113	195	177	192	676	672	392	204	97	41.4
October	168	199	188	199	754	643	429	136	94	38.6
November	189	158	179	216	741	612	415	119	117	37.8
December	124	82	139	158	504	520	315	65	71	21.7
1973-74 : July to Dec.	1,249	893	1,429	2,811	6,382	..	3,218	1,117	706	180
1974-75 : July to Dec.	951	1,105	1,124	1,192	4,372	..	2,545	983	609	232

(a) Intended for sale or produced as such on commission. (b) At first combing (incl. tops to be dyed and/or mixed). (c) Includes that mixed in the gilling stage of drawing. (d) Predominantly of fibre named. (e) Code numbers 363.47, 51, 55, 59, 73. (f) Code numbers 363.49, 53, 57, 61, 75. (g) Code numbers 363.17, 21, 25, 29. (h) Code numbers 363.19, 23, 27, 31. (i) See paragraph 6, page 1, Explanatory Notes. (j) Code numbers 372.54, 58, 62, 66; 374.51, 53, 55, 57.

Period	Spun yarns				Cellulosic fibre cloth (rayon and acetate)		Synthetic fibre cloth	
	Rugs (a) (372,70,72; 374,59)	Cellulosic fibre (incl mixtures)	Synthetic fibres		Pure (374,02, 06,14)	Mixtures (b) (374,04, 08,16)	Pure (374,20, 24,28,32)	Mixtures (b) (d)
		(365,38- 65)	Pure (365,90; 366,16,42,88)	Mixtures (b) (c)				
	'000	'000 kg	'000 kg	'000 kg	'000 sq metres	'000 sq metres	'000 sq metres	'000 sq metres
1971-72	186	5,575	5,481	1,528	15,684	5,574	23,227	18,328
1972-73	112	4,768	8,788	1,850	17,683	5,322	62,008	25,826
1973-74	120	3,377	12,546	5,059	17,593	5,802	80,646	30,939
1973 -								
November	11.8	321	1,102	440	1,723	566	6,988	2,757
December	6.0	244	1,054	349	1,239	489	4,269	1,943
1974 -								
January	6.8	144	509	219	827	207	5,771	1,180
February	11.8	291	1,152	523	1,364	418	6,647	2,598
March	10.4	295	953	426	1,531	491	7,021	2,776
April	6.5	293	801	505	1,257	506	7,617	2,661
May	12.5	313	711	443	1,529	463	8,143	2,935
June	8.7	205	675	391	1,366	521	7,560	2,611
July	12.5	219	572	321	1,333	382	8,867	2,315
August	9.0	164	575	314	1,425	368	7,668	2,221
September	10.3	156	532	496	1,326	418	6,108	1,846
October	13.6	175	445	526	1,241	384	5,861	1,905
November	9.4	226	428	377	1,205	263	4,658	1,838
December	6.7	92	406	315	581	233	3,320	1,386
1973-74 : July to Dec.	63.4	1,836	7,743	2,553	9,719	3,196	37,887	16,178
1974-75 : July to Dec.	61.5	1,031	2,958	2,348	7,110	2,049	36,483	11,511

## Men's, youths' and boys' clothing

Period	Short length coats (e)							
	Men's and youths'				Men's and youths'			
	Suit coats (772,02)	Sport coats and blazers (772,10, 14)	For uniforms (772,21, 22)	Other (f) (772,17, 28)	Boys' (770,03,12, 16,18,30)	Waistcoats (772,05, 09)	Dustcoats (772,25, 45)	Overalls (772,86)
	- '000 -							
1971-72	994	282	179	702	259	159	455	2,019
1972-73	1,022	289	118	643	153	86	462	1,825
1973-74	1,057	294	111	524	229	18	499	1,950
1973 -								
November	105.0	22.8	10.2	34.2	7.5	1.6	48.2	190
December	74.8	21.5	8.5	24.1	7.0	0.7	33.2	123
1974 -								
January	37.8	11.6	4.5	20.6	12.3	0.2	19.1	70
February	86.1	28.7	8.5	56.0	37.5	1.2	39.9	173
March	87.8	25.6	8.3	62.6	40.5	1.5	43.8	191
April	88.1	26.6	7.1	70.0	35.4	1.4	35.3	166
May	97.6	24.9	7.7	64.8	28.2	2.0	46.4	225
June	84.0	24.8	8.6	49.0	19.8	1.4	43.7	173
July	89.3	32.1	12.7	34.3	9.2	1.4	50.5	209
August	91.3	27.0	10.7	31.2	5.8	1.1	44.3	201
September	88.4	27.0	9.5	29.8	5.6	1.2	48.0	225
October	96.6	22.8	10.3	35.6	6.2	1.2	49.4	214
November	79.3	23.5	8.9	34.6	12.9	0.5	49.4	151
December	64.7	16.9	9.0	27.2	9.7	0.5	37.4	214
1973-74 : July to Dec.	575	152	66.1	201	55.5	10.0	271	952
1974-75 : July to Dec.	510	149	61.1	193	49.3	6.1	279	1,219

(a) Includes quantities produced from non-wool fibre. (b) Predominantly of fibre named. (c) Code numbers 366,03,04,29,30,55,56,96,97. (d) Code numbers 374,21,23,25,27,29,31,33,35. (e) Excludes plastic coats. (f) Includes reefer, bermuda, safari, lumber and golf jackets.

## Men's, youths' and boys' clothing - continued

Period	Long trousers							
	Men's and youths'					Track suits (complete) (b)	Shorts (a)	
	Suit (770,51, 52)	Sports (770,54, 55)	Work, jeans and jodhpurs (772,55, 58,62)	For uniforms (772,61, 66)	Boys' (770,53,56, 60,64,77,79)		Men's and youths' (772,84)	Boys' (772,85)
- '000 -								
1971-72	1,093	5,114	7,170	290	3,665	244	4,993	4,418
1972-73	1,142	5,286	7,665	286	4,239	188	5,209	4,406
1973-74	1,180	5,537	8,084	188	4,560	239	6,192	4,071
1973 -								
November	109	487	791	14.7	342	30.4	705	486
December	80	382	564	14.7	306	15.9	454	237
1974 -								
January	45	237	300	5.5	248	9.6	203	114
February	98	497	620	16.5	598	19.6	381	222
March	101	527	766	12.7	601	22.9	513	198
April	100	488	703	17.9	495	19.6	351	164
May	108	576	893	20.2	493	20.9	568	318
June	97	431	721	12.2	334	23.1	486	346
July	97	478	766	15.8	297	22.4	655	482
August	102	424	669	20.8	278	18.4	901	514
September	97	399	727	16.0	237	12.9	781	445
October	102	457	762	21.6	245	19.4	428	257
November	93	413	690	12.9	275	25.0	672	257
December	73	310	525	15.6	250	15.3	311	173
1973-74 : July to Dec.	631	2,780	4,081	102	1,791	123	3,689	2,709
1974-75 : July to Dec.	564	2,480	4,139	103	1,582	113	4,145	2,300

## Men's, youths' and boys' clothing - continued

Period	Men's, youths' and boys' clothing - continued							
	Full and ¾ length coats (c)			Shirts				Pyjama suits (774,20, 22,27,29)
	Swim wear (d) (779,02,03, 06,07,16,17)	Overcoats and raincoats (f)	Plastic raincoats (771,26, 27)	Cardigans, pullovers, etc. (e) (773,51, 53)	Men's and youths' (g)	Boys' (h)	Underwear (i)	
	'000 doz	'000	'000	'000 doz	'000 doz	'000 doz	'000 doz	'000 doz
1971-72	158	380	489	683	1,888	657	2,709	468
1972-73	136	384	340	643	1,870	680	2,638	388
1973-74	160	379	408	695	2,005	687	2,968	405
1973 -								
November	18.0	25.2	26.0	51.1	196	71.1	280	40.8
December	12.5	17.9	36.7	52.4	137	37.8	208	25.8
1974 -								
January	5.3	28.6	13.5	40.6	70	23.9	123	19.5
February	9.2	49.3	45.0	74.4	145	42.6	258	36.9
March	8.4	42.6	40.1	89.7	157	44.8	277	35.6
April	9.8	36.4	37.6	74.5	141	41.8	254	32.3
May	9.9	44.2	39.4	81.1	177	47.4	315	43.8
June	13.3	39.0	35.9	49.7	172	56.5	274	35.0
July	13.8	40.3	42.4	39.0	202	73.9	315	39.2
August	14.3	31.8	27.4	53.1	217	64.3	296	40.7
September	15.0	26.0	32.1	46.8	188	55.9	273	32.8
October	11.8	23.0	38.2	43.5	200	54.1	307	36.8
November	11.3	18.4	42.5	51.8	160	51.6	257	24.3
December	6.7	14.6	37.3	37.6	105	32.0	173	9.8
1973-74 : July to Dec.	103.6	139	197	285	1,143	430	1,467	202
1974-75 : July to Dec.	72.9	154	220	272	1,073	332	1,622	184

(a) Other than swim shorts. (b) For both males and females. (c) Excludes leather coats. (d) Includes swim shorts. (e) Includes knitted coats, jumpers, sweaters, skivvies and like garments. Excludes "T" and similar shirts. (f) Code numbers 770,38,41,44,47; 771,04,05; 772,31,32,36,40,42,43. (g) Code numbers 773,02,04,05,13,18,21,25,31,32,33. (h) Code numbers 773,03,08,09,14,19,34,35. (i) Code numbers 773,90,94; 774,01,03,06,08,11,13,15,17,36,37,38,39,96,97.

## Women's, maids' and girls' clothing

Period	Foundation garments (a)							
	Corsets		Corselets (incl. torsolets) (777,01)	Brassieres (777,41, 49)	Cardigans, pullovers, etc. (b) (773, 74, 75)	Bathing suits (779,32, 33,36,37)	Slips, (incl. half slips) (774,68, 69,72,73)	Vests and spencers (774,61, 63,70,71)
	Roll-on girdles (777,11)	Other (777,15, 21,29)						
	- '000 dozen -							
1971-72	58.1	186	7.24	819	1,104	176	494	531
1972-73	60.3	181	9.88	811	1,065	143	530	545
1973-74	49.4	174	11.67	816	1,120	170	548	552
1973 -								
November	4.76	16.9	1.35	79.8	89.8	19.7	58.7	46.4
December	3.47	15.0	0.98	74.3	65.9	13.8	45.9	36.8
1974 -								
January	1.58	5.9	0.30	33.1	56.4	2.9	24.8	20.6
February	3.46	14.7	0.70	70.1	105.4	6.8	41.2	47.5
March	3.64	18.0	1.54	78.4	105.1	9.9	40.1	48.9
April	4.33	14.1	1.08	68.5	108.9	8.7	41.5	52.8
May	3.71	14.4	0.78	74.0	105.9	11.8	34.7	64.8
June	6.50	15.7	0.87	62.2	90.8	14.0	35.9	42.2
July	2.56	14.3	1.62	65.1	92.2	16.0	46.7	52.3
August	2.56	11.4	1.31	62.0	84.9	18.8	50.2	46.3
September	2.95	12.1	1.60	67.4	85.8	18.3	49.3	47.7
October	2.55	11.2	1.24	52.1	87.7	14.7	44.4	52.6
November	3.57	14.9	1.64	48.5	79.2	10.1	34.5	46.1
December	3.22	10.9	1.23	44.7	61.8	4.7	29.8	35.1
1973-74 : July to Dec.	26.2	91.7	6.40	430	548	115.6	329	275
1974-75 : July to Dec.	17.4	74.9	8.63	340	492	82.6	255	280

## Women's, maids' and girls' clothing

## Infants' and babywear

Period	Women's, maids' and girls' clothing			Infants' and babywear				Work ploves (781.06- 31)
	Bloomers, panties, scanties, etc. (774.44, 46,48,49)	Night- dresses (744.50, 52,57,59)	Pyjamas (774.54, 55,64,66)	Underwear (c) (774.91- 97)	Shirts (d) (773.85, 87)	Nightwear (c) (774.81- 89)	Cardigans, pullovers, etc. (b)(e) (773.83)	
	- '000 dozen -							'000 dozen pr
1971-72	2,713	584	299	298	78.2	139	142	3,168
1972-73	2,863	531	257	366	82.6	104	182	3,427
1973-74	3,584	580	251	401	66.9	102	150	3,842
1973 -								
November	303	46.2	17.3	33.2	7.10	8.53	8.8	338
December	269	34.4	13.0	31.4	4.88	10.14	9.0	199
1974 -								
January	144	20.2	9.1	18.1	2.69	5.76	10.6	204
February	342	50.0	21.9	36.0	4.08	7.51	14.0	299
March	364	52.9	25.4	54.4	3.79	8.31	14.2	377
April	337	51.6	23.0	41.9	3.65	7.48	11.7	276
May	325	54.5	25.0	40.8	4.42	10.87	14.2	409
June	270	47.2	16.7	32.8	5.64	9.12	9.4	301
July	281	64.8	18.7	34.2	4.53	9.69	12.7	375
August	255	68.5	23.6	27.9	4.83	7.42	12.2	330
September	271	68.3	26.7	33.4	6.07	8.99	7.9	334
October	299	62.7	17.4	44.1	5.42	8.72	8.8	356
November	251	52.4	15.3	39.6	4.09	6.37	5.8	186
December	169	37.2	9.7	32.6	3.20	4.44	5.8	186
1973-74 : July to Dec.	1,802	304	130	177	42.6	52.9	75.6	1,978
1974-75 : July to Dec.	1,525	354	111	212	28.1	45.6	56.9	1,926

(a) Excludes suspender and dance belts, suspensory and sanitary belts, and waist whittlers. (b) Includes knitted coats, jumpers, sweaters, skivvies and like garments. Excludes "T" and similar shirts. (c) Up to and including size 2. (d) Includes shirts for ranger suits. (e) Up to and including 22" chest.

## Hosiery

Period	Slide fasteners metal and plastic (974.11, 12)	Hosiery						Total hosiery
		Women's		Men's				
		Full length (a) (775.01-19)	Other (775.21-39)	Golf boots (775.51-62)	Other (775.71-82)	Children's (b) (775.91-98; 776.01-22)	Infants' (c) (776.31-42)	
	'000 metres							— '000 dozen pairs —
1971-72	21,429	7,158	360	253	1,578	973	169	11,299
1972-73	22,912	8,503	378	209	1,763	1,075	175	12,103
1973-74	25,456	7,653	393	259	1,910	1,038	208	11,461
1973 —								
November	2,292	661	35.5	30.7	170	77.4	16.5	992
December	1,771	525	38.0	19.0	123	66.1	14.6	786
1974 —								
January	1,262	364	25.2	12.5	108	56.7	13.6	580
February	2,263	649	33.6	14.9	172	82.8	22.7	975
March	2,292	655	26.5	17.5	173	99.6	19.1	991
April	2,351	596	27.8	16.0	151	95.4	15.9	903
May	2,239	669	32.3	18.4	166	103.6	21.4	1,010
June	2,539	589	23.8	20.9	125	87.3	16.5	863
July	2,258	646	26.3	26.4	153	91.5	16.5	959
August	2,121	586	25.8	22.2	132	68.4	14.9	849
September	1,810	585	21.3	22.9	133	64.2	10.0	836
October	1,200	677	29.0	25.0	142	62.5	9.0	945
November	1,496	628	22.3	20.3	124	56.5	8.8	860
December	1,070	447	13.2	11.3	83	40.6	8.4	604
1973-74 : July to Dec.	12,810	4,130	224	159	1,014	513	99.0	6,139
1974-75 : July to Dec.	9,956	3,569	138	128	766	384	67.6	5,053

## Footwear (c)

Period	Outer soles of rubber or synthetic material (d)								Total (d)
	Uppers of —				Outer soles of other material	Total (d)			
	Leather		Other material			Men's (e)	Women's (e)	Children's (f)	
	Adults' (e)	Children's (f)	Adults' (e)	Children's (f)					
									— '000 pairs —
1973-74	13,917	2,874	12,761	(g)	(g)	12,011	17,317	8,077	37,405
1973 —									
November	1,257	252	1,200	(g)	(g)	1,066	1,650	696	3,412
December	967	222	748	(g)	(g)	827	1,066	488	2,381
1974 —									
January	635	140	585	(g)	(g)	500	844	403	1,747
February	1,163	252	1,055	(g)	(g)	996	1,463	625	3,085
March	1,228	228	1,065	(g)	(g)	1,017	1,507	678	3,202
April	1,115	219	1,003	(g)	(g)	939	1,387	589	2,915
May	1,240	284	1,087	(g)	(g)	1,137	1,441	776	3,354
June	1,037	221	892	(g)	(g)	960	1,180	576	2,715
July	1,086	226	1,013	(g)	(g)	1,057	1,289	650	2,996
August	1,063	233	850	(g)	(g)	982	1,173	599	2,753
September	1,039	209	691	(g)	(g)	949	977	525	2,451
October	1,040	243	704	(g)	(g)	959	988	573	2,521
November	900	226	705	(g)	(g)	902	866	447	2,215
December	706	140	510	(g)	(g)	683	662	276	1,620
1973-74 : July to Dec.	7,497	1,528	7,076	(g)	(g)	6,463	9,494	4,431	20,388
1974-75 : July to Dec.	5,834	1,277	4,473	(g)	(g)	5,532	5,955	3,069	14,556

(a) Includes panty hose. (b) Over size 3 up to and including size 10. (c) From July 1973 the basis of collection of footwear statistics was changed from type of construction to type of material used in the uppers. Statistics for earlier periods on the old basis can be found in issues of this bulletin prior to September 1973. (d) Excludes thongs and boots (including gumboots, waders and ski-boots) with outer soles and uppers of rubber or synthetic material (other than composition leather or textile). (e) Refers to size 2 second series and above. (f) Refers to sizes other than size 2 second series and above. (g) Not available for publication.

Period	Hides and skins used for tanning			Balls					
	Cattle hides (201.13, 15)	Calf skins (201.11)	Sheep and lamb skins (201.59, 61.63)	Baseball and softball (832.01)	Basketball and soccer (832.11, 13)	Cricket - leather (832.21)	Aust. rules and rugby (832.41, 43)	Golf clubs (832.58, 59)	Racquet frames (832.65, 85)
	'000	'000	'000	number	number	dozen	number	dozen	dozen
1971-72	1,591	155	1,819	38,600	34,473	25,657	204,038	50,131	19,019
1972-73	1,424	117	1,780	27,975	34,938	30,197	206,403	61,928	19,783
1973-74	1,501	113	1,217	22,682	28,126	35,079	232,256	65,232	20,578
1973 -									
November	148	9.1	113	(e)	(e)	3,786	13,213	6,385	1,993
December	72	6.0	63	(e)	(c)	2,938	8,363	5,312	1,299
1974 -									
January	80	8.2	67	(e)	(e)	1,548	14,658	2,946	1,034
February	133	6.3	126	(e)	(c)	2,415	29,439	5,696	1,738
March	127	7.9	113	(e)	(e)	2,677	27,104	5,581	1,959
April	125	10.8	98	1,966	(e)	2,681	26,062	4,927	1,501
May	128	9.5	99	(e)	(e)	2,785	28,988	6,072	1,860
June	116	8.6	83	(e)	(e)	2,128	23,336	5,017	1,517
July	107	7.7	89	(e)	(e)	834	2,083	19,292	4,609
August	98	9.4	80	(e)	1,361	2,995	11,719	3,768	1,711
September	99	11.2	87	(e)	(e)	2,964	9,367	2,858	1,272
October	112	11.0	88	(e)	(e)	3,195	11,623	2,812	1,250
November	108	9.8	109	(e)	(e)	2,972	12,715	2,857	1,129
December	65	6.3	63	(e)	(e)	5,053	10,008	2,964	745
1973-74 : July to Dec.	793	61.7	630	(e)	(e)	21,205	82,669	34,993	10,969
1974-75 : July to Dec.	589	55.4	517	(e)	(e)	19,262	74,724	19,868	7,694

Period	Canned meat									
	Meat (carcass weight) (a)			Bacon and ham (b)		Beef and veal (027.02- 09)	Mutton and lamb (027.12- 19)	Pork (c) (023.17; 027.22,29)	Meat and vege- tables (c) (027.75)	Other (d) (027.72, 73,74,77)
	Beef and veal (027.02, 04)	Mutton and lamb (027.12, 14)	Pigmeat (021.22, 23,25,26)	Bone-in (023.18, 20)	Bone-out (023.19, 21)					
'000 tonnes	'000 tonnes	'000 tonnes	'000 kg	'000 kg	'000 kg	'000 kg	'000 kg	'000 kg	'000 kg	'000 kg
1971-72	1,168	956	194	22,210	31,249	20,850	5,067	5,210	14,607	13,297
1972-73	1,436	713	236	24,779	34,492	18,763	2,221	5,287	10,787	11,462
1973-74	1,301	465	209	23,035	36,397	18,643	1,632	5,830	16,696	12,764
1973 -										
November	121	51	19	2,974	3,716	2,025	160	639	1,338	1,190
December	87	39	16	4,069	3,209	1,482	93	355	1,257	1,291
1974 -										
January	86	41	15	1,442	2,605	1,332	86	311	854	683
February	86	37	15	1,487	3,050	1,459	167	510	470	1,034
March	87	39	16	1,440	3,027	1,451	110	470	549	1,017
April	86	33	16	1,427	2,443	1,084	116	327	1,188	1,108
May	102	33	17	1,586	3,003	1,541	250	536	1,390	1,275
June	97	31	15	1,426	2,558	1,546	146	532	2,766	1,065
July	89	34	16	1,551	2,725	1,546	999	275	567	3,077
August	91	35	15	1,535	2,986	1,546	610	267	602	1,279
September	115	44	16	1,492	3,021	1,000	165	531	1,421	1,732
October	143	54	17	1,565	3,355	1,035	148	517	1,798	1,692
November	143	50	16	2,531	3,305	1,016	129	440	1,063	1,371
December	126	45	15	3,503	3,316	1,139	140	401	1,086	1,365
1973-74 : July to Dec.	844	245	117	14,227	19,710	10,230	757	3,154	9,118	6,583
1974-75 : July to Dec.	706	259	94	12,176	18,708	5,798	1,123	3,058	9,724	9,029

(a) Includes farm production. (b) Includes canned bacon and ham. (c) Excludes pork and beans. (d) Excludes canned (meat based) baby foods (infants' and junior types). Includes camp pie, sausages, other mixed meats, and meat and cereal. (e) Not available for publication.

Period	Vegetables					Fruit juices, natural		Potato crisps (099.01)	Tomato sauce (123.18)
	Canned fish (a) (045.11- 15.29.51)	Jam (076.60)	Preserved fruit (076.01- 50)	Canned or bottled (b) (094.02- 47)	Quick frozen (092.02, 06.10.19)	Apple (074.61)	Citrus (074.65)		
	- '000 kilograms -					- '000 litres -			
1971-72	6,299	34,927	253,791	113,958	91,624	(c)	(c)	14,219	21,563
1972-73	7,264	33,166	273,897	104,170	90,808	53,975	100,838	15,658	18,764
1973-74	6,014	33,055	205,392	120,805	96,360	33,782	90,345	15,642	17,850
1973 -									
November	639	2,696	654	12,496	11,236	710	15,923	1,307	1,443
December	386	2,100	5,605	13,795	16,496	539	9,266	1,261	840
1974 -									
January	334	3,383	20,598	7,809	7,782	370	7,581	1,432	1,314
February	486	2,386	68,775	11,227	11,145	202	5,956	1,519	2,139
March	833	2,879	60,890	8,796	11,389	2,141	4,052	1,339	2,199
April	717	2,032	13,352	8,079	7,675	6,118	3,140	1,238	3,373
May	664	2,444	11,466	8,665	7,250	8,648	2,835	1,260	1,560
June	422	2,435	6,982	8,435	4,555	5,709	5,693	1,213	990
July	607	2,785	6,937	12,297	5,044	2,819	10,037	1,241	2,378
August	606	2,686	4,363	9,602	4,093	695	13,541	1,274	2,133
September	499	3,045	5,964	12,391	2,771	571	12,289	1,277	2,241
October	791	2,937	1,734	11,975	6,432	474	13,887	1,300	1,683
November	1,029	2,491	831	13,288	8,931	200	14,394	1,562	1,576
December	920	2,251	2,449	12,457	16,078	203	13,876	1,308	1,722
1973-74 : July to Dec.	2,558	17,496	23,329	67,794	46,565	10,596	61,089	7,641	6,274
1974-75 : July to Dec.	4,451	16,194	22,277	72,011	43,349	4,962	78,023	7,961	11,733

Period	Blended and/or emulsified edible oils and fats (d)					Margarine		
	Soup		Canned spaghetti (065.11)	Unrefined vegetable oils (e)	Single oils and fats not emulsified (f)	Table (121.01)	Other (121.06, 08)	Other (121.42, 47.48)
	Tomato (122.02)	Other (122.09)						
	'000 litres	'000 litres	'000 kg	'000 kg	'000 kg	'000 kg	'000 kg	
1971-72	15,896	35,520	17,990	53,126	38,102	17,599	54,426	59,910
1972-73	10,075	35,168	18,970	73,416	43,401	22,365	54,429	59,720
1973-74	13,876	35,862	17,789	74,929	45,384	23,936	57,119	60,767
1973 -								
November	(g)	(g)	1,519	7,391	4,068	2,155	5,429	5,657
December	(g)	(g)	1,584	4,956	3,743	1,803	4,271	4,711
1974 -								
January	(g)	(g)	1,172	4,730	3,536	1,492	3,483	4,296
February	564	1,444	1,486	4,600	3,474	2,442	5,228	4,770
March	4,270	2,801	1,635	4,613	3,406	2,015	4,539	5,122
April	2,756	3,746	1,304	6,122	2,895	2,120	4,882	5,180
May	590	5,338	1,187	7,319	3,948	2,520	5,161	5,688
June	1,063	4,506	1,569	8,663	4,100	1,731	4,779	5,016
July	2,096	5,025	2,239	7,544	4,156	3,516	5,696	5,184
August	425	3,101	1,264	9,282	2,993	2,713	4,923	4,688
September	1,843	2,342	2,182	8,085	3,243	2,746	4,071	4,408
October	292	2,185	2,779	6,980	3,964	3,073	5,622	4,561
November	543	1,625	2,182	5,799	4,639	2,125	4,541	4,560
December	(g)	2,570	2,609	5,799	3,083	1,772	3,685	4,472
1973-74 : July to Dec.	(g)	(g)	9,437	38,881	24,024	11,616	30,047	30,696
1974-75 : July to Dec.	(g)	16,848	13,256	43,489	22,078	15,944	28,538	27,873

(a) Includes fishloaf, fish cakes, etc., but excludes fish paste, smoked fish, canned oysters and shellfish. (b) Includes pickled vegetables. (c) Not collected monthly prior to July 1972. (d) Excludes hard and processed fats (either in solid or liquid form) for sale or transfer to edible fat factories for final processing into margarine. (e) Code numbers 393.26,38,50,72,90; 394.06,93. (f) Code numbers 393.33,45,86,98; 394.11,39,98; 121.32,33,34,35,36. (g) Not available for publication.

## Processed milk products

## In powdered form

Period	Whole milk (a) (051.11)	Condensed, concentrated and evaporated milk		Powdered milk (051.72-82)	Infants, invalid and health beverages (051.87, 89.90)	Casein (incl. casein co-precipitates) (403.05, 08.10.14)	Butter (b) (051.31)	Cheese (c) (051.36-46)	Ice cream (051.61)	Other processed dairy foods and water ices (051.63-67, 139.72)	Refined sugar (d) (102.14)
		'000 kg	'000 kg								
1971-72	7,079	76,026	135,972	26,999	30,517	195,406	80,871	196,523	54,213	688	
1972-73	7,083	71,575	169,964	26,707	25,222	184,857	93,441	209,268	63,517	696	
1973-74	6,881	58,019	194,224	28,980	19,183	175,497	95,793	212,262	66,603	721	
1973 -											
November	884	7,220	26,762	2,728	3,539	25,529	12,703	21,056	7,209	69.7	
December	792	6,102	25,354	2,054	2,821	22,753	10,925	21,729	7,123	59.2	
1974 -											
January	689	7,058	22,507	2,470	1,453	18,864	9,523	24,225	7,305	58.0	
February	517	5,911	16,033	2,329	786	12,733	6,913	20,932	6,264	62.3	
March	420	3,227	10,840	2,605	425	8,846	5,395	20,271	6,723	59.0	
April	313	3,580	5,517	2,505	204	5,583	3,773	16,320	5,170	56.5	
May	288	2,163	5,179	2,453	276	4,586	3,438	14,532	4,235	62.9	
June	281	1,420	5,038	2,059	115	4,431	3,889	11,496	2,723	46.8	
July	373	1,694	10,084	2,658	516	7,834	5,527	11,817	3,049	62.8	
August	510	4,095	17,742	3,057	365	12,540	7,630	14,549	3,786	66.0	
September	637	6,025	24,065	2,627	1,569	17,114	10,455	17,791	5,603	64.2	
October	769	7,448	28,687	3,246	2,902	22,206	13,268	19,050	6,594	66.3	
November	807	7,349	28,600	2,927	3,402	33,896	13,197	17,486	6,507	66.6	
December	770	7,786	29,402	2,614	2,269	22,840	11,535	20,624	6,585	61.2	
1973-74 : July to Dec.	4,369	32,662	129,110	14,559	15,924	120,454	62,862	104,586	34,083	37.5	
1974-75 : July to Dec.	3,860	34,311	138,579	17,129	11,623	106,430	61,612	101,317	32,125	38.7	

Period	Cocoa powder and drinking chocolate (111.26)	Confectionery		Biscuits (excl. dog biscuits) (064.21)	Aerated and carbonated waters (f) - bottled or canned (171.03, 07.08)	Concentrated cordials and syrups (171.05, 10)	Concentrated cordials extracts (excl. essences) (171.14)	Beer (excl. waste) (g)		
		Chocolate (e) (104.06-18)	Other (104.21-29)					Original (172.02-06)	Seas adj. (h)	Malt (06.3.11, 21.31)
		'000 kg	'000 kg					'000 kg	'000 kg	'000 litres
1971-72	5,685	53,052	59,105	116,639	769,499	69,768	1,114	1,665	..	372,526
1972-73	5,681	49,633	60,342	115,982	870,699	78,409	1,316	1,745	..	339,243
1973-74	6,441	57,441	61,921	118,942	861,692	90,747	1,043	1,901	..	365,107
1973 -										
November	592	4,940	6,186	11,430	87,430	9,310	126.2	197	173	30,805
December	590	3,370	4,755	8,871	113,258	10,499	94.7	194	157	30,330
1974 -										
January	443	2,490	3,736	7,809	92,928	11,246	111.8	164	160	27,483
February	555	4,352	5,180	9,041	74,338	8,719	139.5	143	149	30,383
March	404	4,761	5,260	9,885	73,994	8,917	95.7	158	156	33,445
April	565	4,713	4,414	10,025	65,973	7,602	103.3	159	165	33,599
May	502	6,665	5,291	11,366	61,067	4,651	122.8	162	171	36,260
June	571	4,861	4,609	9,667	51,185	3,372	29.3	123	161	33,674
July	663	6,320	6,093	10,381	45,677	5,043	47.4	130	142	36,903
August	682	6,301	5,516	11,607	57,973	8,479	81.4	150	160	34,102
September	413	5,696	6,192	10,465	65,921	8,406	81.3	169	176	35,498
October	623	4,416	6,188	11,715	77,101	9,797	118.2	179	160	37,423
November	359	4,610	6,015	11,227	94,011	9,631	187.6	182	165	35,982
December	566	3,834	4,730	8,691	108,817	8,732	142.9	194	151	35,260
1973-74 : July to Dec.	3,400	29,599	33,432	61,149	442,206	46,240	441	992	..	170,263
1974-75 : July to Dec.	3,305	31,177	34,734	64,085	449,500	50,088	659	1,006	..	215,168

(a) For all purposes - estimated. (b) Includes butter equivalent of butter oil production. Source : Commonwealth Dairy Produce Equalisation Committee Ltd and State Departments of Agriculture. (c) Source : Commonwealth Dairy Produce Equalisation Committee Ltd and producers not within Equalisation scheme. (d) Source : Department of Primary Industry. (e) All chocolate confectionery includes chocolate centred items and chocolate enrobed confectionery bars but does not include chocolate sold for further manufacturing purposes. (f) Includes soda water and brewed beer (less than 2% proof alcohol content). Excludes beverages which are only slightly carbonated and which are commonly packed in non-pressure containers. (g) Includes ale and stout. (h) See paragraph 6, page 1, Explanatory Notes.

Period	Cereal products							Stock and poultry food	
	Prepared cereal breakfast food (a)	Granulated or rolled breakfast foods for oats	Gluten	Starch (incl. corn flour)	Glucose (e)	Flour from wheat	Semolina	Wheatmeal for stockfood	Bran from wheat
	(066.01,06, 11,16,21,31)	(062.61, 63)	(127.31, 34)	(127.11, 14,17,19)	(127.21)	(062.01, 10,32)	(062.04)	(152.14)	(152.02)
	tonnes	tonnes	'000 kg	'000 kg	'000 kg	'000 tonnes	'000 tonnes	'000 tonnes	'000 tonnes
1971-72	55,324	17,247	26,224	132,666	52,632	1,204	24.0	31.3	134
1972-73	56,663	14,014	30,367	148,505	57,546	1,146	23.6	394	128
1973-74	60,320	20,090	32,308	165,895	59,169	1,192	24.6	471	130
1973 -									
November	5,917	915	2,962	14,390	5,931	104.9	1.95	41.9	11.1
December	4,939	698	2,491	12,321	4,830	85.5	1.25	38.2	9.5
1974 -									
January	4,670	1,235	2,541	12,233	4,477	87.3	1.39	35.7	9.8
February	5,361	1,708	2,709	14,188	5,492	87.5	1.85	38.6	10.3
March	5,156	2,228	2,613	14,021	5,025	95.4	2.39	40.7	10.6
April	4,437	2,372	2,249	12,515	4,450	94.2	2.42	41.1	11.0
May	5,112	2,884	2,814	14,997	5,625	110.5	2.71	43.5	13.0
June	4,975	2,305	2,480	12,898	4,293	104.8	2.34	41.6	12.2
July	5,497	1,661	2,852	14,482	5,658	119.1	2.42	41.1	13.2
August	4,966	1,190	2,414	12,838	4,412	110.2	2.15	36.1	12.8
September	5,529	806	2,470	13,609	5,162	106.3	2.38	38.0	11.8
October	6,457	630	2,781	14,666	6,222	127.4	1.98	40.9	12.8
November	6,094	884	2,801	14,325	5,675	106.0	2.02	39.9	11.7
December	4,455	699	2,256	11,053	4,559	90.1	1.38	37.6	9.7
1973-74 : July to Dec.	30,609	7,358	16,900	85,044	29,807	612	11.5	229	63.4
1974-75 : July to Dec.	32,998	5,870	15,573	80,973	31,688	659	12.3	234	72.0

## Stock and poultry foods - continued

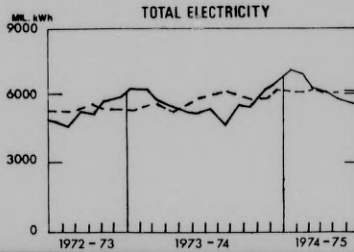
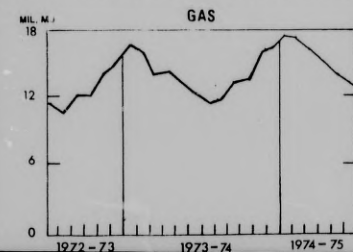
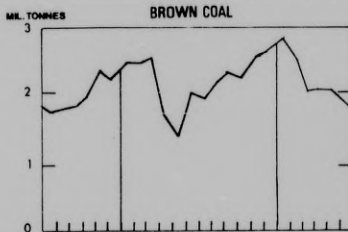
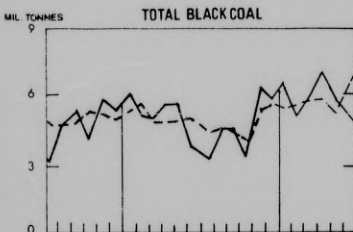
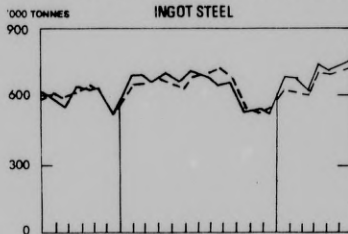
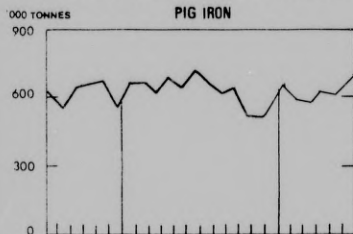
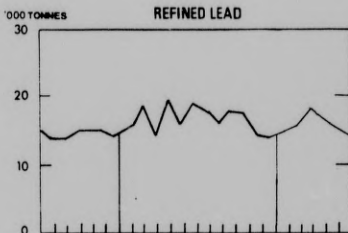
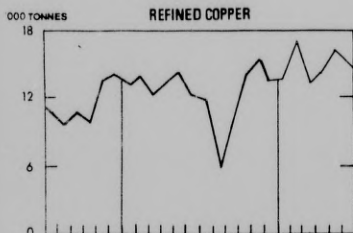
Period	Meat meals								
	Prepared			Other meat and bone meal (f)					
	Pollard from flour	Poultry pellets and crumble	Poultry mash	Other	Blood meal	Crude protein content		Fish meal	Oilseed meals (g)
(152.06)	(159.11)	(159.15)	(159.21)	(156.06)	Under 50%	50% and over	(156.21)	(h)	
	'000 tonnes	'000 tonnes	'000 tonnes	'000 tonnes	'000 kg	'000 tonnes	'000 tonnes	'000 kg	'000 kg
1971-72	256	962	262	406	13,636	160	175	2,223	91,246
1972-73	240	919	236	531	11,148	161	198	1,690	129,354
1973-74	250	1,092	244	517	8,001	136	157	2,244	139,171
1973 -									
November	20.4	90.0	21.6	43.6	971	12.5	15.0	182	12,744
December	18.4	91.4	19.7	40.8	605	9.2	12.3	98	8,636
1974 -									
January	19.0	84.7	19.3	41.0	534	8.2	11.4	399	11,214
February	18.7	83.9	19.4	37.3	500	8.4	10.5	59	10,323
March	20.6	88.5	19.6	38.5	474	8.6	11.7	175	10,861
April	20.9	93.2	19.1	39.3	465	9.7	9.1	89	8,922
May	25.3	107.5	21.9	44.9	552	11.3	13.9	401	14,646
June	23.4	98.6	20.2	40.4	552	10.7	9.9	158	14,070
July	26.7	105.7	20.7	48.7	525	8.6	10.9	144	16,681
August	23.4	95.2	20.8	49.3	577	9.7	11.1	130	16,106
September	23.6	94.0	20.1	42.9	653	13.4	13.5	152	17,205
October	25.3	99.2	20.0	43.3	1,007	18.5	17.4	203	16,992
November	22.4	89.2	21.6	37.2	929	19.6	17.0	880	13,716
December	19.3	89.8	20.9	33.5	626	17.9	15.5	126	8,639
1973-74 : July to Dec.	123	535	125	276	4,924	79.5	90.1	963	69,136
1974-75 : July to Dec.	141	573	124	255	4,317	87.8	85.4	1,636	89,339

(a) Includes bran prepared for human consumption. (b) Shown in terms of 12% moisture basis. (c) Expressed as 43° Baume. (d) Includes sharps, Atta flour and wheatmeal for baking. (e) Excludes blood meal used to enrich "other meat and bone meals". (f) Includes whole meal and dried solubles. (g) Includes cake and meal from coconuts, cottonseed, linseed, peanuts, rapeseed, safflower seed (kardi seed), soya beans and sunflower seed. (h) Code numbers 153.16,21,26,36,41,46,51,56.

## MONTHLY PRODUCTION: AUSTRALIA

JANUARY 1973 TO DECEMBER 1974

— ORIGINAL --- SEASONALLY ADJUSTED



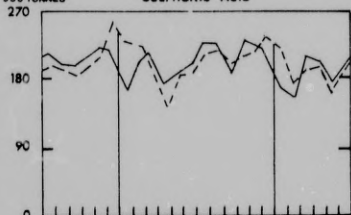
## MONTHLY PRODUCTION: AUSTRALIA

JANUARY 1973 TO DECEMBER 1974

— ORIGINAL --- SEASONALLY ADJUSTED

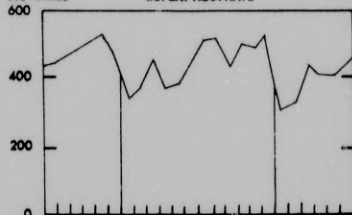
'000 TONNES

SULPHURIC ACID



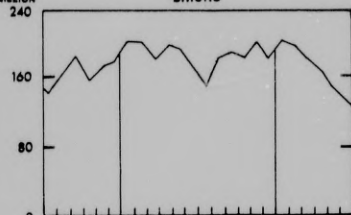
'000 TONNES

SUPERPHOSPHATE



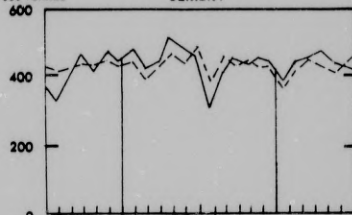
MILLION

BRICKS



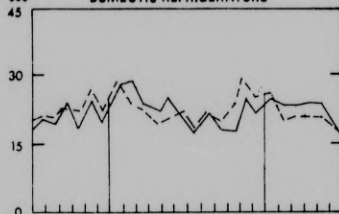
'000 TONNES

CEMENT



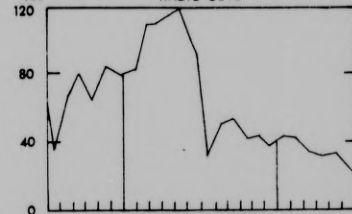
'000

DOMESTIC REFRIGERATORS



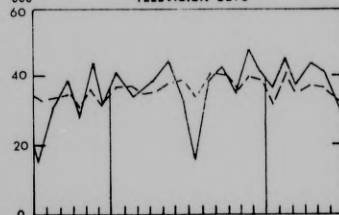
'000

RADIO SETS

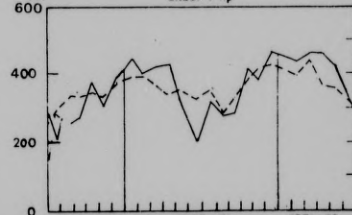


'000

TELEVISION SETS



'000

ELECTRIC MOTORS  
under 1 hp

1972-73

1973-74

1974-75

1972-73

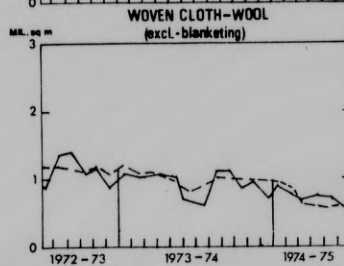
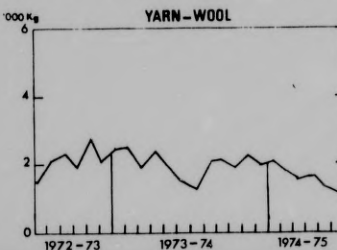
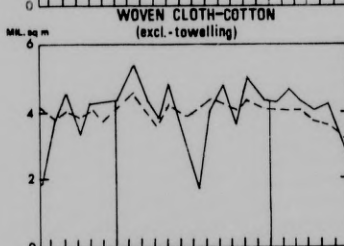
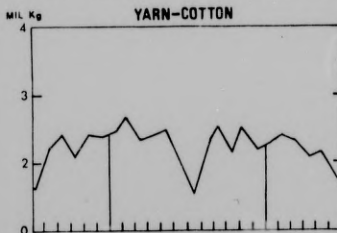
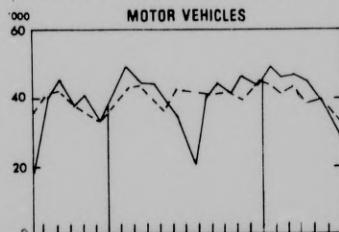
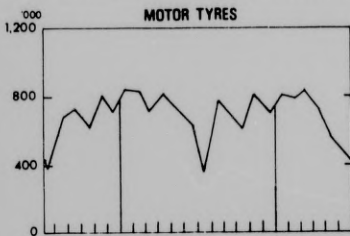
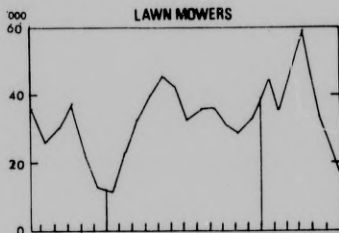
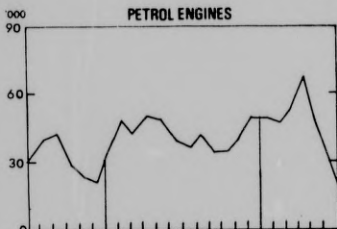
1973-74

1974-75

## MONTHLY PRODUCTION: AUSTRALIA

JANUARY 1973 TO DECEMBER 1974

— ORIGINAL --- SEASONALLY ADJUSTED



1972 - 73

1973 - 74

1974 - 75

1972 - 73

1973 - 74

1974 - 75

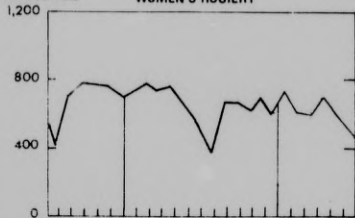
## MONTHLY PRODUCTION: AUSTRALIA

JANUARY 1973 TO DECEMBER 1974

— ORIGINAL --SEASONALLY ADJUSTED

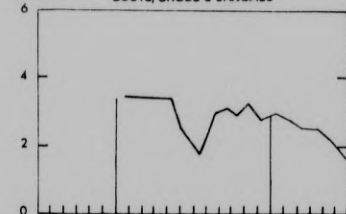
000 DOZ PAIRS

WOMEN'S HOSIERY



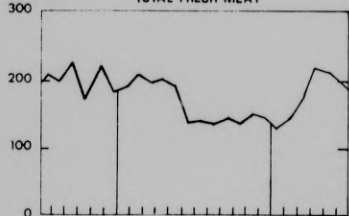
MIL. PAIRS

BOOTS, SHOES &amp; SANDALS



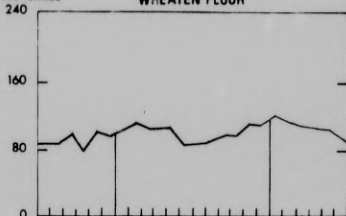
000 TONNES

TOTAL FRESH MEAT



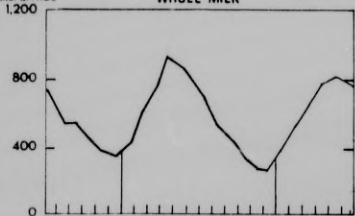
000 TONNES

WHEATEN FLOUR



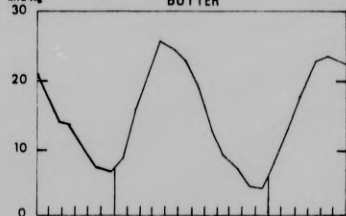
MIL. LITRES

WHOLE MILK



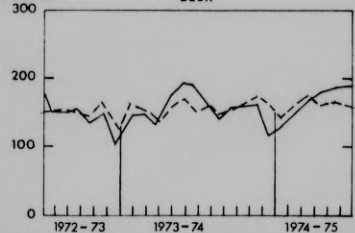
MIL. KG

BUTTER



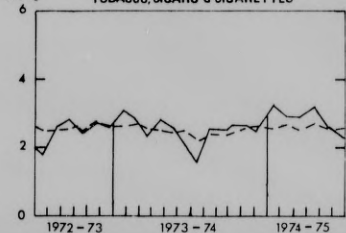
MIL. LITRES

BEER



MIL. KG

TOBACCO, CIGARS &amp; CIGARETTES



## LIST OF MONTHLY PRODUCTION SUMMARIES\*

Ref.  
No.

12.16

## Production Summaries -

1. Automotive Spark Plugs and Shock Absorbers
2. Chemicals, etc.
3. Plastics and Synthetic Resins and Plasticiser
4. Paints and Other Surface Coatings
5. Electricity and Gas
6. Soap, Detergents, Glycerine and Fatty Acids
7. Internal Combustion Engines
8. Lawnmowers
9. Electrical Appliances
10. Motor Bodies, Trailed Vehicles, Lift-on Containers, etc.
11. Pedal Cycles
12. Meters
13. Building Fittings
14. Cotton Goods
15. Fellmongering, Woolscouring and Carbonising
16. Wool Top Making and Yarn Produced
17. Wool Woven Fabrics, etc.
18. Hosiery
19. Women's, Maids' and Girls' Clothing and Infants' and Babywear
20. Cellulosic and Synthetic Fibre Tops, Yarns and Woven Fabric
21. Paper, Wood Pulp and Adhesive Tapes
22. Floor coverings and Felts
23. Electric Motors
24. Men's, Youths' and Boys' Clothing
25. Foundation Garments
27. Gloves and Slide Fasteners
28. Footwear
29. Biscuits, Cocoa, Confectionery, Ice Cream
30. Storage Batteries - Wet Cell
32. Perambulators, Pushers and Strollers
33. Motor Vehicles
34. Television, Radios, Other Sound Equipment; Transistors
35. Bed Bases and Mattresses
36. Processed Milk Products
38. Fish Preserving
39. Jam, Preserved Fruit and Vegetables
40. Cereal Products
41. Vegetable Oils; Margarine and Other Edible Processed Fats
42. Malt and Beer
43. Stock and Poultry Foods and Canned Pet Food
45. Gramophone Records
47. Aerated and Carbonated Waters; Cordials and Syrups
48. Sports Goods
49. Building Materials
50. Electrodes for Manual Welding
51. Hides and Skins used in Tanneries
52. Electrical Power Frequencies Transformers, Chokes and Ballasts
53. Plastic Film, Sheetting and Coated Materials
55. Butter and Non-Processed Cheese
56. Canned Meat
58. Steel Wire and Wire Products
59. Non-ferrous Rolled, Extruded and Drawn Products