

**STATISTICAL BULLETIN**

**FISHERIES**

**No. 15 1968-69**



**COMMONWEALTH BUREAU OF CENSUS AND STATISTICS  
CANBERRA, AUSTRALIA**

STATISTICAL BULLETIN : FISHERIES, AUSTRALIA

NO. 15 - 1968-69

CONTENTS

| <u>Section</u> |  | <u>Page</u> |
|----------------|--|-------------|
|                | <u>I. EXPLANATORY NOTES</u>  |             |
| 1.             | Introduction   | 5           |
| 2.             | Definition and classification of the fishing industry  | 5           |
| 3.             | Scope of statistics  | 5           |
| 4.             | Definitions of terms used  | 5           |
| 5.             | Collection methodology   | 6           |
| 6.             | Coverage   | 6           |
| 7.             | Rounding   | 6           |
| 8.             | Symbols used   | 6           |
| <u>Table</u>   | <u>II. BOATS, EQUIPMENT, ETC. AND PERSONS ENGAGED</u>  |             |
|                | Boats, equipment, etc. -   |             |
| 1.             | Boats, equipment, etc., by State, 1968-69  | 8           |
| 2.             | Boats, equipment, etc., Australia, 1964-65 to 1968-69  | 8           |
| 3.             | Size classification of boats engaged in general fisheries, Australia, 1968-69                | 9           |
|                | Persons engaged -  |             |
| 4.             | Persons engaged, by State and by major group, 1968-69  | 9           |
| 5.             | Persons engaged, by major group, Australia, 1964-65 to 1968-69                               | 9           |
|                | <u>III. PRODUCTION, PROCESSING AND CONSUMPTION</u>   |             |
|                | Production -   |             |
| 6.             | Value of production, fisheries, by State, 1968-69  | 13          |
| 7.             | Value of production, fisheries, by State, 1964-65 to 1968-69                                 | 13          |
| 8.             | Production and value of selected groups of fisheries products, by State, 1968-69             | 15          |
| 9.             | Production and value of selected groups of fisheries products, Australia, 1964-65 to 1968-69 | 15          |
| 10.            | Production and value of fish, by State, 1964-65 to 1968-69                                   | 16          |
| 11.            | Value of fish, by principal types, 1968-69   | 16          |
| 12.            | Production of fish, by principal types, by State, 1964-65 to 1968-69                         | 17          |
| 13.            | Production of crustaceans, by type, by State, 1964-65 to 1968-69                             | 19          |
| 14.            | Value of crustaceans, by type, by State, 1964-65 to 1968-69                                  | 20          |
| 15.            | Production of molluscs, by type, by State, 1964-65 to 1968-69                                | 21          |
| 16.            | Value of molluscs, by type, by State, 1964-65 to 1968-69                                     | 22          |

| <u>Table</u>              |   | <u>Page</u> |
|---------------------------|---|-------------|
| 17.                       | Catch by species, fish, crustaceans and molluscs, by State, 1968-69                                   | 23          |
| 18.                       | Catch by species, fish, crustaceans and molluscs, Australia, 1964-65 to 1968-69                       | 30          |
| 19.                       | Production and value of pearl-shell and trochus-shell, by State, 1964 to 1968                         | 36          |
| 20.                       | Pearl culture operations, Australia, 1964 to 1968   | 36          |
| 21.                       | Whales taken, Australia, 1965 to 1969   | 36          |
| Processing -              |   |             |
| 22.                       | Fish processing, Australia, 1964-65 to 1968-69  | 37          |
| 23.                       | Whale processing, Australia, 1965 to 1969   | 37          |
| Consumption of fish -     |   |             |
| 24.                       | Consumption of edible fisheries products, Australia, 1964-65 to 1968-69                               | 38          |
| <u>IV. OVERSEAS TRADE</u> |   |             |
| Exports -                 |   |             |
| 25.                       | Exports of edible fisheries products, Australia, 1966-67 to 1968-69                                   | 41          |
| 26.                       | Exports of non-edible fisheries products, Australia, 1966-67 to 1968-69                               | 42          |
| 27.                       | Exports of edible fisheries products, by country of consignment, Australia, 1968-69                   | 42          |
| 28.                       | Exports of whole rock lobster, by country of consignment and by State of shipment, 1966-67 to 1968-69 | 43          |
| 29.                       | Exports of rock lobster tails, by country of consignment and by State of shipment, 1966-67 to 1968-69 | 43          |
| 30.                       | Exports of prawns, by country of consignment and by State of shipment, 1966-67 to 1968-69             | 44          |
| 31.                       | Exports of tuna, by country of consignment and by State of shipment, 1966-67 to 1968-69               | 44          |
| Imports -                 |   |             |
| 32.                       | Imports of edible fisheries products, Australia, 1966-67 to 1968-69                                   | 45          |
| 33.                       | Imports of non-edible fisheries products, Australia, 1966-67 to 1968-69                               | 47          |
| 34.                       | Imports of edible fisheries products, by country of origin, Australia, 1968-69                        | 47          |
| Overseas prices -         |   |             |
| 35.                       | Wholesale selling prices for Australian rock lobster tails - New York, 1968-69                        | 48          |

GRAPHS AND DIAGRAMSPage

|   |    |
|---|----|
| Gross value of production : fisheries, Australia 1968-69  | 12 |
| Gross and local value of production : fisheries, Australia, 1964-65 to 1968-69                        | 12 |
| Production of fish, crustaceans and molluscs, Australia, 1964-65 to 1968-69                           | 14 |
| Gross value of fish, crustaceans and molluscs, Australia, 1964-65 to 1968-69                          | 14 |
| Exports and Imports of edible fisheries products, Australia, 1964-65 to 1968-69                       | 40 |
| Exports of edible fisheries products by major countries of consignment, Australia, 1966-67 to 1968-69 | 40 |
| Imports of edible fisheries products by major countries of origin, Australia, 1966-67 to 1968-69      | 46 |

## I. EXPLANATORY NOTES

1. Introduction. This bulletin sets out statistics relating to Australia's marine and Freshwater fisheries for the year 1968-69, together with comparative data for the previous years. Preliminary statistics for 1968-69 were first published in the statistical bulletin Fisheries, Australia 1968-69 (Preliminary).

Annual fisheries statistics are also published in the printed bulletin Non-Rural Primary Industries and in the Official Year Book. These two publications contain substantially the same statistical information as is included in this bulletin; however, the Official Year Book contains in addition considerable descriptive data concerning various aspects of the industry. Further details of overseas trade in fisheries products may be found in the bulletin Overseas Trade published by this Bureau, and also in Australian Fisheries, a monthly bulletin issued by the Department of Primary Industry.

2. Definition and classification of the fishing industry. For the purposes of this bulletin, the fishing industry is taken to include all commercial production of both marine and freshwater fisheries products.

The fishing industry is classified into four major groups, namely, general fisheries, edible oyster fisheries, pearl-shell and trochus-shell fisheries, and whaling. Statistics relating to employment, and boats and equipment are presented for each of these groups.

3. Scope of statistics. Fishing industry statistics are compiled on an Australian basis and refer in general to financial years. However, pearl and trochus-shell fishing data refer to the season ended January for Northern Territory and Queensland and to the year ended December for Western Australia. Whaling statistics refer to the season in the calendar year shown. All overseas trade information refers to financial years.

The statistics contained in this bulletin are grouped as follows.

- Boats and equipment etc. and persons engaged  
by major groups.
- Production and gross value of marine and fresh-  
water fisheries products, including inedible  
marine products, and processing and consumption  
of edible fisheries products.
- Overseas trade in fisheries products.

4. Definitions of terms used. Attention is drawn to the definitions and other explanatory notes which appear on the title pages of sections throughout this bulletin.

5. Collection methodology. The data presented in this bulletin have been collected mainly by the State fisheries authorities. In general, the required information is derived from returns collected from licensed fishermen, except in Queensland where the statistics are based mainly on Fish Board receipts. Particulars of whaling and pearl culture have been collected and supplied by the Fisheries Division of the Department of Primary Industry. Statistics relating to the processing and consumption of general fisheries products and to overseas trade in fisheries products have been compiled in this Bureau.

6. Coverage. (i) Persons engaged, boats and equipment etc. These statistics are derived mainly from the licensing records of the various State fisheries authorities. However, due to the lack of uniformity among these authorities in definitions and licensing procedures, these statistics should not be used to compare the relative productivity of the fishing industry in the several States. The number of men and boats derived from boat registration should not be taken as representing the absolute numbers engaged in fishing, as fishing is a seasonal occupation and it is known that even during the season many fishermen operate only part-time.

(ii) Catch. Details of catch published in this bulletin refer to the recorded commercial production only. In view of the importance of amateur fishermen in certain types of fishing, details shown (both for particular species and for totals) cannot be taken as representing the total catch. In addition, it is likely that the figures shown understate to some extent the full commercial catch because no information is available on fish taken for sale by persons not licensed as professional fishermen.

7. Rounding. Any discrepancies between totals and sums of components in tables are due to rounding.

8. Symbols used. For convenience the following symbols are used in this bulletin:

|        |                                       |
|--------|---------------------------------------|
| ..     | nil or less than half the unit shown. |
| -      | not applicable.                       |
| n.a.   | not available.                        |
| n.e.i. | not elsewhere included.               |

II. BOATS, EQUIPMENT, ETC. AND PERSONS ENGAGED

These tables are derived mainly from the licensing records of the various State fisheries authorities. Because the definitions and licensing procedures used by these authorities are not uniform the statistics should not be used to compare the relative productivity of the fishing industry in the several States.

Boats and persons engaged in more than one type of fishing are classified according to their main activities. Hence, boats and persons engaged in more than one activity may be classified differently from one year to the next.

"General fisheries" excludes edible oyster fisheries, but includes other mollusc and crustacean fisheries.

TABLE 1. BOATS, EQUIPMENT, ETC., 1968-69

| Classification                                |         | N.S.W. | Vic.  | Qld    | S.A.   | W.A.      | Tas.  | N.T.  | Aust.    |
|---|---------|--------|-------|--------|--------|-----------|-------|-------|----------|
| General fisheries -                           |         |        |       |        |        |           |       |       |          |
| Boats engaged                                 | No.     | 2,345  | 871   | 1,349  | 2,591  | 1,412     | 566   | 110   | 9,244    |
| Value of boats and equipment                  | \$'000  | 8,096  | 6,410 | 13,270 | 10,022 | (a)14,603 | 6,094 | 5,578 | 64,072   |
| Edible oyster fisheries -                     |         |        |       |        |        |           |       |       |          |
| Boats engaged                                 | No.     | 1,688  | ..    | 100    | ..     | ..        | n.a.  | ..    | (b)1,788 |
| Value of boats and equipment                  | \$'000  | 1,670  | ..    | 74     | ..     | ..        | n.a.  | ..    | (b)1,744 |
| Leases operative                              | No.     | 5,158  | ..    | 360    | 5      | 5         | 3     | ..    | 5,531    |
| Length of foreshore leases                    | '000 yd | 913    | ..    | n.a.   | n.a.   | n.a.      | 3     | ..    | (b) 916  |
| Area of offshore leases                       | acres   | 7,319  | ..    | n.a.   | n.a.   | n.a.      | 96    | ..    | (b)7,415 |
| Pearl-shell and trochus-shell fisheries (c) - |         |        |       |        |        |           |       |       |          |
| Boats engaged                                 | No.     | ..     | ..    | 18     | ..     | 12        | ..    | 3     | 33       |
| Whaling (c) -                                 |         |        |       |        |        |           |       |       |          |
| Chasers                                       | No.     | ..     | ..    | ..     | ..     | 3         | ..    | ..    | 3        |
| Stations operating                            | "       | ..     | ..    | ..     | ..     | 1         | ..    | ..    | 1        |

(a) Not comparable with previous years because of changes in methods of valuation.

(b) Incomplete - see individual States. (c) Source: Department of Primary Industry.

TABLE 2. - BOATS, EQUIPMENT, ETC. AUSTRALIA

| Classification                                  |         | 1964-65 | 1965-66 | 1966-67 | 1967-68 | 1968-69 |
|---|---------|---------|---------|---------|---------|---------|
| General fisheries -                             |         |         |         |         |         |         |
| Boats engaged                                   | No.     | 9,426   | 8,983   | 8,991   | 9,354   | 9,244   |
| Value of boats and equipment                    | \$'000  | 36,401  | 40,602  | 46,102  | 51,456  | 64,072  |
| Edible oyster fisheries -                       |         |         |         |         |         |         |
| Boats engaged                                   | No.     | 1,419   | 1,415   | 1,549   | 1,599   | 1,788   |
| Value of boats and equipment                    | \$'000  | 1,125   | 1,161   | 1,127   | 1,444   | 1,744   |
| Leases operative                                | No.     | 5,251   | 5,292   | 5,274   | 5,273   | 5,531   |
| Length of foreshore leases                      | '000 yd | 884     | 891     | 920     | 880     | 916     |
| Area of offshore leases                         | acres   | 7,050   | 7,285   | 7,295   | 6,960   | 7,415   |
| Pearl-shell and trochus - shell fisheries (a) - |         |         |         |         |         |         |
| Boats engaged                                   | No.     | 40      | 42      | 42      | 49      | 33      |
| Whaling (a) -                                   |         |         |         |         |         |         |
| Chasers   | No.     | 3       | 3       | 3       | 3       | 3       |
| Stations operating                              | "       | 1       | 1       | 1       | 1       | 1       |

(a) Source: Department of Primary Industry.

TABLE 3. - SIZE CLASSIFICATION OF BOATS ENGAGED IN GENERAL FISHERIES.

AUSTRALIA, 1968-69

| Length of boat<br>(feet) | N.S.W. | Vic. | Qld   | S.A.  | W.A.  | Tas. | N.T. |
|--------------------------|--------|------|-------|-------|-------|------|------|
| Under 20                 | 1,690  | 252  | 471   | 1,851 | (a)   | 99   | 37   |
| 20 and under 30          | 330    | 304  | 348   | 472   |       | 119  | 7    |
| 30 and under 40          | 124    | 168  | 219   | 139   |       | 140  | 5    |
| 40 and under 50          | 122    | 110  | 185   | 78    |       | 131  | 11   |
| 50 and under 60          | 65     | 29   | 90    | 30    |       | 63   | 4    |
| 60 and under 70          | 10     | 7    | 20    | 11    |       | 7    | 15   |
| 70 and under 85          | 2      | 1    | 4     | 6     |       | 4    | 5    |
| 85 and under 100         | 2      | ..   | 3     | 4     |       | 3    | 20   |
| 100 and over             | ..     | ..   | 9     | ..    |       | 6    |      |
| TOTAL                    | 2,345  | 871  | 1,349 | 2,591 | 1,412 | 566  | 110  |

(a) Length classification of data for Western Australia are as follows : 25 feet and under - 811 boats (including 239 boats under oars or sails only for which no size classification is available); over 25 feet and under 35 feet - 346 boats; 35 feet and under 55 feet - 205 boats; 55 feet and over - 50 boats.

TABLE 4. - PERSONS ENGAGED, 1968-69

| Classification                                 | N.S.W. | Vic.  | Qld   | S.A.  | W.A.  | Tas.  | N.T. | Aust.    |
|--|--------|-------|-------|-------|-------|-------|------|----------|
| General fisheries                              | 3,471  | 1,571 | 2,539 | 4,361 | 2,785 | 1,160 | 573  | 16,460   |
| Edible oyster fisheries                        | 1,101  | ..    | 324   | ..    | n.a.  | n.a.  | ..   | (a)1,425 |
| Pearl-shell and trochus-shell<br>fisheries (b) | ..     | ..    | 312   | ..    | 121   | ..    | 40   | 473      |
| Whaling (b) - at sea                           | ..     | ..    | ..    | ..    | 48    | ..    | ..   | 48       |
| - ashore                                       | ..     | ..    | ..    | ..    | 32    | ..    | ..   | 32       |

(a) Incomplete-see individual States. (b) Source : Department of Primary Industry.

TABLE 5. - PERSONS ENGAGED, AUSTRALIA

| Classification                                 | 1964-65 | 1965-66 | 1966-67 | 1967-68 | 1968-69 |
|--|---------|---------|---------|---------|---------|
| General fisheries                              | 11,414  | 12,256  | 12,657  | 14,965  | 16,460  |
| Edible oyster fisheries                        | 997     | 1,072   | 1,249   | 1,319   | 1,425   |
| Pearl-shell and trochus-shell<br>fisheries (a) | 533     | 544     | 571     | 538     | 473     |
| Whaling (a) - at sea                           | 45      | 44      | 45      | 45      | 48      |
| - ashore                                       | 38      | 42      | 43      | 40      | 32      |

(a) Source : Department of Primary Industry.

### III. PRODUCTION, PROCESSING AND CONSUMPTION

#### Value of Production

Gross value of production data in Tables 6 and 7 do not necessarily agree with the total of gross values of selected items for particular States as shown in Tables 8 and 9. This is due, firstly, to different reporting periods being used in some instances, and secondly, to the inclusion in gross value of production data of actual or estimated values for confidential items, such as scallops, turtles and whaling in Western Australia.

#### Catch by State

Catch has been attributed to the State of landing.

#### Landed weight

Landed weight refers to the actual weight of fish landed whether "in the round", "guttled and gilled", "guttled and headed", "filleted, etc."

#### Estimated live (whole fish) weight


Conversion factors supplied by the State fisheries authorities have been applied to the landed weight of each species to provide an estimate of the live weight equivalent.

#### Species groups

The catches reported are tabulated against scientific species names in the State fisheries offices, and these figures are then aggregated for Commonwealth statistics. These species are grouped according to a classification adopted by fisheries authorities in Australia and from time to time these species groups are revised in the light of increasing scientific knowledge.

---

GROSS VALUE OF PRODUCTION—FISHERIES, AUSTRALIA  
TOTAL VALUE 1968-69—\$62,856,000



GROSS VALUE OF PRODUCTION—FISHERIES AUSTRALIA  
1964-65 TO 1968-69




TABLE 6. - VALUE OF PRODUCTION, FISHERIES, 1968-69

(\$'000)

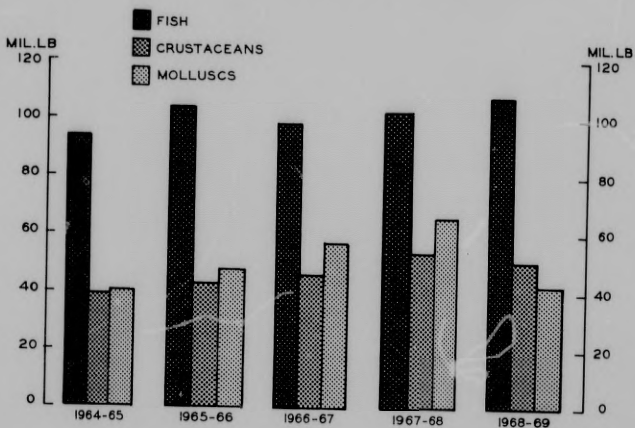
| State or Territory | Gross value | Marketing costs | Local value |
|--------------------|-------------|-----------------|-------------|
| New South Wales    | 11,461      | 1,654           | 9,807       |
| Victoria           | 5,851       | 586             | 5,265       |
| Queensland         | 8,089       | 410             | 7,679       |
| South Australia    | 7,683       | 911             | 6,773       |
| Western Australia  | 23,717      | 118             | 23,600      |
| Tasmania           | 4,864       | 764             | 4,100       |
| Northern Territory | 1,191       | n.a.            | 1,191       |
| <u>AUSTRALIA</u>   | 62,856      | 4,443           | 58,415      |

TABLE 7. - VALUE OF PRODUCTION, FISHERIES

(\$'000)

| Year            | N.S.W. | Vic.  | Qld   | S.A.  | W.A.   | Tas.  | N.T.  | Australia |
|-----------------|--------|-------|-------|-------|--------|-------|-------|-----------|
| GROSS VALUE     |        |       |       |       |        |       |       |           |
| 1964-65         | 9,830  | 3,731 | 5,737 | 5,120 | 15,218 | 2,686 | 71    | 42,393    |
| 1965-66         | 10,163 | 4,403 | 6,086 | 6,048 | 15,733 | 3,300 | 61    | 45,794    |
| 1966-67         | 10,473 | 4,980 | 6,959 | 6,175 | 16,525 | 3,653 | 82    | 48,847    |
| 1967-68         | 12,028 | 5,725 | 7,309 | 6,993 | 21,910 | 4,473 | 107   | 58,545    |
| 1968-69         | 11,461 | 5,851 | 8,089 | 7,683 | 23,717 | 4,864 | 1,191 | 62,856    |
| MARKETING COSTS |        |       |       |       |        |       |       |           |
| 1964-65         | 1,567  | 519   | 439   | 640   | 51     | 492   | n.a.  | 3,708     |
| 1965-66         | 1,608  | 606   | 498   | 754   | 50     | 552   | n.a.  | 4,068     |
| 1966-67         | 1,638  | 673   | 523   | 755   | 56     | 630   | n.a.  | 4,272     |
| 1967-68         | 1,817  | 572   | 412   | 830   | 148    | 805   | n.a.  | 4,584     |
| 1968-69         | 1,654  | 586   | 410   | 911   | 118    | 764   | n.a.  | 4,443     |
| LOCAL VALUE     |        |       |       |       |        |       |       |           |
| 1964-65         | 8,263  | 3,212 | 5,298 | 4,480 | 15,167 | 2,194 | 71    | 38,685    |
| 1965-66         | 8,555  | 3,797 | 5,588 | 5,294 | 15,683 | 2,747 | 61    | 41,725    |
| 1966-67         | 8,836  | 4,307 | 6,436 | 5,420 | 16,469 | 3,024 | 82    | 44,574    |
| 1967-68         | 10,212 | 5,153 | 6,896 | 6,162 | 21,762 | 3,668 | 107   | 53,960    |
| 1968-69         | 9,807  | 5,265 | 7,679 | 6,773 | 23,600 | 4,100 | 1,191 | 58,415    |

PRODUCTION OF FISH, CRUSTACEANS AND MOLLUSCS  
AUSTRALIA - 1964-65 TO 1968-69



GROSS VALUE OF FISH CRUSTACEANS AND MOLLUSCS  
AUSTRALIA - 1964-65 TO 1968-69

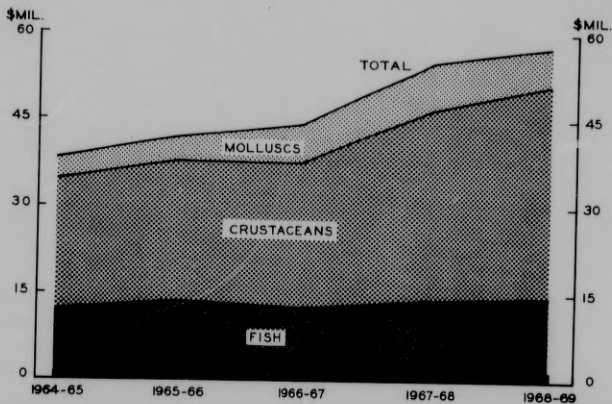


TABLE 8. - PRODUCTION AND VALUE OF SELECTED GROUPS OF FISHERIES PRODUCTS, 1968-69

|                                   | N.S.W. | Vic.   | Qld    | S.A.   | W.A.   | Tas.  | N.T.  | Aust.    |
|-----------------------------------|--------|--------|--------|--------|--------|-------|-------|----------|
| Fish -                            |        |        |        |        |        |       |       |          |
| landed weight '000 lb             | 35,221 | 19,745 | 7,954  | 18,330 | 9,711  | 4,554 | 533   | 96,047   |
| live weight "                     | 36,539 | 23,568 | 8,633  | 19,965 | 12,425 | 6,108 | 583   | 107,821  |
| gross value \$'000                | 5,142  | 2,678  | 1,881  | 3,013  | 922    | 627   | 96    | 14,359   |
| Crustaceans -                     |        |        |        |        |        |       |       |          |
| gross weight '000 lb              | 4,228  | 1,585  | 10,792 | 6,515  | 21,914 | 3,747 | 2,376 | 51,158   |
| gross value \$'000                | 2,746  | 1,458  | 4,197  | 4,240  | 19,613 | 3,474 | 832   | 36,560   |
| Molluscs -                        |        |        |        |        |        |       |       |          |
| gross (in - shell) weight '000 lb | 16,568 | 16,463 | 1,162  | 3,561  | 281    | 4,963 | ..    | 42,999   |
| gross value \$'000                | 3,572  | 1,715  | 167    | 431    | 26     | 714   | ..    | 6,624    |
| Pearl-shell (a) -                 |        |        |        |        |        |       |       |          |
| weight ton                        | ..     | ..     | 137.9  | ..     | 117.0  | ..    | ..    | (b)468.3 |
| gross value \$'000                | ..     | ..     | (c)61  | ..     | (c)90  | ..    | ..    | (b) 237  |
| Trochus-shell (a) -               |        |        |        |        |        |       |       |          |
| weight ton                        | ..     | ..     | 5.8    | ..     | ..     | ..    | ..    | 5.8      |
| gross value \$'000                | ..     | ..     | 1      | ..     | ..     | ..    | ..    | 1        |

(a) Source : Department of Primary Industry. (b) Includes manufacturing shell produced from pearl culture operations for which details classified by States are not available for publication. (c) Estimated.

TABLE 9. - PRODUCTION AND VALUE OF SELECTED GROUPS OF FISHERIES PRODUCTS, AUSTRALIA

|                             |         | 1964-65 | 1965-66 | 1966-67 | 1967-68 | 1968-69 |
|-----------------------------|---------|---------|---------|---------|---------|---------|
| Fish - landed weight        | '000 lb | 85,174  | 92,744  | 86,923  | 90,340  | 96,047  |
| live weight                 | '000 lb | 94,417  | 103,976 | 98,533  | 102,603 | 107,821 |
| gross value                 | \$'000  | 12,187  | 13,730  | 12,646  | 14,179  | 14,359  |
| Crustaceans - gross weight  | '000 lb | 39,293  | 43,270  | 46,215  | 54,017  | 51,158  |
| gross value                 | \$'000  | 22,386  | 24,008  | 24,906  | 32,755  | 36,560  |
| Molluscs - gross (in-shell) |         |         |         |         |         |         |
| weight                      | '000 lb | 40,907  | 48,262  | 57,502  | 64,908  | 42,999  |
| gross value                 | \$'000  | 3,804   | 4,159   | 6,580   | 7,859   | 6,624   |
| Pearl-shell (a) - weight    | ton     | 408.6   | 455.0   | 459.5   | 494.9   | 468.3   |
| gross value                 | \$'000  | 271     | 291     | 307     | 271     | 237     |
| Trochus-shell (a) - weight  | ton     | 30.6    | 10.8    | 2.6     | 1.0     | 5.8     |
| gross value                 | \$'000  | 5       | 2       | ..      | ..      | 1       |

(a) Source : Department of Primary Industry.

TABLE 10. - PRODUCTION AND VALUE OF FISH

| State or Territory              | 1964-65 | 1965-66 | 1966-67 | 1967-68 | 1968-69 |
|---------------------------------|---------|---------|---------|---------|---------|
| LANDED WEIGHT ('000 lb)         |         |         |         |         |         |
| New South Wales                 | 33,659  | 30,998  | 29,250  | 31,710  | 35,221  |
| Victoria                        | 13,530  | 14,875  | 13,061  | 13,971  | 19,745  |
| Queensland                      | 8,156   | 10,221  | 9,353   | 9,635   | 7,954   |
| South Australia                 | 18,415  | 21,226  | 18,831  | 16,985  | 18,330  |
| Western Australia               | 8,232   | 11,240  | 12,001  | 12,427  | 9,711   |
| Tasmania                        | 2,892   | 3,838   | 3,877   | 5,057   | 4,554   |
| Northern Territory              | 290     | 346     | 550     | 555     | 533     |
| <u>Australia</u>                | 85,174  | 92,744  | 86,923  | 90,340  | 96,047  |
| ESTIMATED LIVE WEIGHT ('000 lb) |         |         |         |         |         |
| New South Wales                 | 35,267  | 32,681  | 30,636  | 33,005  | 36,539  |
| Victoria                        | 16,685  | 18,466  | 16,048  | 17,016  | 23,568  |
| Queensland                      | 8,965   | 11,067  | 10,146  | 10,435  | 8,633   |
| South Australia                 | 19,186  | 22,051  | 20,327  | 18,285  | 19,965  |
| Western Australia               | 10,361  | 14,343  | 15,950  | 16,747  | 12,425  |
| Tasmania                        | 3,637   | 4,989   | 4,826   | 6,509   | 6,108   |
| Northern Territory              | 316     | 378     | 601     | 607     | 583     |
| <u>Australia</u>                | 94,417  | 103,976 | 98,533  | 102,603 | 107,821 |
| VALUE (\$'000)                  |         |         |         |         |         |
| New South Wales                 | 4,683   | 5,210   | 4,360   | 5,434   | 5,142   |
| Victoria                        | 2,020   | 2,231   | 1,959   | 2,253   | 2,678   |
| Queensland                      | 1,485   | 1,776   | 1,876   | 1,847   | 1,881   |
| South Australia                 | 2,282   | 2,708   | 2,852   | 2,884   | 3,013   |
| Western Australia               | 1,300   | 1,256   | 1,013   | 1,100   | 922     |
| Tasmania                        | 353     | 491     | 514     | 569     | 627     |
| Northern Territory              | 55      | 57      | 73      | 92      | 96      |
| <u>Australia</u>                | 12,187  | 13,730  | 12,646  | 14,179  | 14,359  |

TABLE 11. - VALUE OF FISH, BY PRINCIPAL TYPES, 1968-69

(\$'000)

| Type of Fish      | N.S.W. | Vic.  | Qld   | S.A.  | W.A. | Tas. | N.T. | Aust.  |
|-------------------|--------|-------|-------|-------|------|------|------|--------|
| Tuna              | 1,018  | 49    | 3     | 612   | 36   | 4    | ..   | 1,722  |
| Shark             | 166    | 1,187 | 2     | 508   | 92   | 332  | ..   | 2,287  |
| Mullet            | 844    | 45    | 241   | 30    | 132  | 4    | 1    | 1,297  |
| Australian salmon | 142    | 81    | ..    | 158   | 205  | 29   | ..   | 615    |
| Snook             | 51     | 298   | ..    | ..    | ..   | 159  | ..   | 509    |
| Flathead          | 724    | 200   | 28    | ..    | 2    | 7    | ..   | 961    |
| Snapper           | 360    | 123   | 32    | 166   | 54   | ..   | ..   | 734    |
| Norwong           | 376    | 41    | ..    | ..    | ..   | 2    | ..   | 418    |
| All other species | 1,461  | 656   | 1,574 | 1,538 | 401  | 90   | 94   | 5,816  |
| <u>Total fish</u> | 5,142  | 2,678 | 1,881 | 3,013 | 922  | 627  | 96   | 14,359 |

17.  
**TABLE 12. - PRODUCTION OF FISH, BY PRINCIPAL TYPES**  
('000 lb estimated live weight)

| State or Territory       | 1964-65 | 1965-66  | 1966-67  | 1967-68  | 1968-69   |
|--------------------------|---------|----------|----------|----------|-----------|
| <b>TUNA</b>              |         |          |          |          |           |
| New South Wales          | 5,183   | (a)5,189 | (a)4,725 | (a)8,096 | (a)11,308 |
| Victoria                 | 19      | 64       | 49       | 34       | 326       |
| Queensland               | 120     | 10       | 21       | 85       | 63        |
| South Australia          | 10,430  | 13,217   | 7,521    | 6,560    | 7,204     |
| Western Australia        | 33      | 47       | 106      | 144      | 714       |
| Tasmania                 | 54      | 67       | 32       | 77       | 43        |
| <u>Australia</u>         | 15,838  | 18,595   | 12,455   | 14,998   | 19,657    |
| <b>SHARK</b>             |         |          |          |          |           |
| New South Wales          | 1,977   | 2,123    | 1,999    | 1,964    | 2,068     |
| Victoria                 | 5,076   | 5,266    | 5,694    | 5,810    | 6,616     |
| Queensland               | 17      | 84       | ..       | ..       | 37        |
| South Australia          | 1,937   | 2,063    | 3,770    | 3,266    | 4,245     |
| Western Australia        | 802     | 970      | 833      | 710      | 763       |
| Tasmania                 | 659     | 1,088    | 1,003    | 1,510    | 2,088     |
| Northern Territory       | 1       | 4        | 23       | 21       | 1         |
| <u>Australia</u>         | 10,470  | 11,597   | 13,321   | 13,281   | 15,818    |
| <b>MULLET</b>            |         |          |          |          |           |
| New South Wales          | 6,145   | 6,247    | 5,304    | 5,606    | 6,139     |
| Victoria                 | 919     | 679      | 629      | 536      | 541       |
| Queensland               | 2,903   | 4,695    | 4,186    | 3,645    | 2,680     |
| South Australia          | 610     | 505      | 545      | 527      | 506       |
| Western Australia        | 1,416   | 1,989    | 1,760    | 1,384    | 1,265     |
| Tasmania                 | 152     | 34       | 32       | 20       | 48        |
| Northern Territory       | 1       | 3        | 3        | 1        | 5         |
| <u>Australia</u>         | 12,146  | 14,152   | 12,460   | 11,719   | 11,184    |
| <b>AUSTRALIAN SALMON</b> |         |          |          |          |           |
| New South Wales          | 2,010   | 1,035    | 1,089    | 715      | 807       |
| Victoria                 | 1,223   | 1,805    | 1,252    | 1,303    | 943       |
| South Australia          | 1,155   | 1,405    | 2,370    | 2,382    | 1,755     |
| Western Australia        | 3,401   | 6,508    | 9,245    | 10,502   | 5,576     |
| Tasmania                 | 501     | 432      | 942      | 757      | 383       |
| <u>Australia</u>         | 8,291   | 11,184   | 14,898   | 15,658   | 9,464     |
| <b>SNOEK</b>             |         |          |          |          |           |
| New South Wales          | 362     | 268      | 70       | 50       | 138       |
| Victoria                 | 4,134   | 5,268    | 2,790    | 3,676    | 5,360     |
| Tasmania                 | 2,018   | 3,003    | 2,286    | 3,581    | 3,089     |
| <u>Australia</u>         | 6,514   | 8,539    | 5,146    | 7,307    | 8,587     |

(a) Source : C.S.I.R.O.

TABLE 12. - PRODUCTION OF FISH, BY PRINCIPAL TYPES - continued  
('000 lb estimated live weight)

| State or Territory | 1964-65 | 1965-66 | 1966-67 | 1967-68 | 1968-69 |
|--------------------|---------|---------|---------|---------|---------|
| <b>PLATHEAD</b>    |         |         |         |         |         |
| New South Wales    | 5,052   | 4,059   | 3,947   | 3,491   | 3,815   |
| Victoria           | 1,527   | 1,482   | 1,603   | 1,568   | 2,024   |
| Queensland         | 170     | 191     | 159     | 193     | 157     |
| Western Australia  | 17      | 20      | 19      | 18      | 17      |
| Tasmania           | 69      | 74      | 119     | 101     | 64      |
| <u>Australia</u>   | 6,836   | 5,824   | 5,848   | 5,370   | 6,076   |
| <b>WHITING</b>     |         |         |         |         |         |
| New South Wales    | 678     | 630     | 453     | 267     | 325     |
| Victoria           | 268     | 213     | 481     | 462     | 528     |
| Queensland         | 451     | 511     | 491     | 625     | 698     |
| South Australia    | 1,810   | 1,800   | 1,680   | 1,809   | 1,904   |
| Western Australia  | 451     | 446     | 515     | 516     | 383     |
| <u>Australia</u>   | 3,658   | 3,600   | 3,619   | 3,679   | 3,838   |
| <b>SNAPPER</b>     |         |         |         |         |         |
| New South Wales    | 1,650   | 1,709   | 1,708   | 1,635   | 1,261   |
| Victoria           | 414     | 343     | 349     | 374     | 423     |
| Queensland         | 82      | 92      | 102     | 124     | 118     |
| South Australia    | 647     | 652     | 937     | 855     | 793     |
| Western Australia  | 1,083   | 549     | 573     | 559     | 318     |
| Northern Territory | ..      | ..      | ..      | 2       | 1       |
| <u>Australia</u>   | 3,877   | 3,344   | 3,668   | 3,550   | 2,914   |
| <b>MORWONG</b>     |         |         |         |         |         |
| New South Wales    | 2,775   | 2,549   | 3,456   | 2,792   | 2,320   |
| Victoria           | 447     | 453     | 294     | 167     | 291     |
| Western Australia  | 10      | 9       | 7       | ..      | ..      |
| Tasmania           | 7       | 9       | 12      | 14      | 12      |
| Northern Territory | ..      | 1       | 2       | ..      | ..      |
| <u>Australia</u>   | 3,239   | 3,021   | 3,772   | 2,973   | 2,623   |

TABLE 13. - PRODUCTION OF CRUSTACEANS, BY TYPE

('000 lb estimated gross weight)

| State or Territory         | 1964-65 | 1965-66 | 1966-67 | 1967-68 | 1968-69 |
|----------------------------|---------|---------|---------|---------|---------|
| <b>ROCK LOBSTER (a)</b>    |         |         |         |         |         |
| New South Wales            | 420     | 392     | 375     | 357     | 445     |
| Victoria                   | 1,291   | 1,681   | 1,721   | 1,531   | 1,575   |
| Queensland                 | 30      | 30      | 27      | 56      | 144     |
| South Australia            | 4,928   | 6,063   | 6,249   | 5,264   | 4,926   |
| Western Australia          | 16,378  | 17,794  | 18,943  | 22,024  | 18,030  |
| Tasmania                   | 3,336   | 3,939   | 4,290   | 3,862   | 3,747   |
| <u>Australia</u>           | 26,382  | 29,899  | 31,604  | 33,094  | 28,868  |
| <b>PRAWNS</b>              |         |         |         |         |         |
| New South Wales            | 4,501   | 4,016   | 3,780   | 5,343   | 3,602   |
| Victoria                   | 8       | 11      | 10      | 5       | 4       |
| Queensland                 | 5,737   | 6,034   | 5,934   | 10,572  | 10,032  |
| South Australia            | ..      | ..      | ..      | 295     | 1,579   |
| Western Australia          | 1,829   | 2,485   | 3,898   | 3,862   | 3,823   |
| Northern Territory         | ..      | 1       | 1       | 23      | 2,375   |
| <u>Australia</u>           | 12,076  | 12,547  | 13,624  | 20,101  | 21,414  |
| <b>CRABS</b>               |         |         |         |         |         |
| New South Wales            | 157     | 191     | 272     | 166     | 172     |
| Queensland                 | 638     | 586     | 584     | 565     | 617     |
| South Australia            | ..      | ..      | 10      | 10      | 10      |
| Western Australia          | 28      | 35      | 96      | 68      | 61      |
| Northern Territory         | 9       | 4       | 4       | ..      | 1       |
| <u>Australia</u>           | 832     | 815     | 966     | 809     | 860     |
| <b>FRESHWATER CRAYFISH</b> |         |         |         |         |         |
| New South Wales            | 4       | 10      | 19      | 11      | 10      |
| Victoria                   | ..      | ..      | 2       | 3       | 6       |
| <u>Australia</u>           | 4       | 10      | 21      | 13      | 16      |
| <b>TOTAL CRUSTACEANS</b>   |         |         |         |         |         |
| New South Wales            | 5,081   | 4,608   | 4,446   | 5,877   | 4,228   |
| Victoria                   | 1,299   | 1,693   | 1,734   | 1,538   | 1,585   |
| Queensland                 | 6,405   | 6,649   | 6,544   | 11,193  | 10,792  |
| South Australia            | 4,928   | 6,063   | 6,259   | 5,569   | 6,515   |
| Western Australia          | 18,236  | 20,313  | 22,936  | 25,955  | 21,914  |
| Tasmania                   | 3,336   | 3,939   | 4,290   | 3,862   | 3,747   |
| Northern Territory         | 9       | 5       | 5       | 23      | 2,376   |
| <u>Australia</u>           | 39,293  | 43,270  | 46,215  | 54,017  | 51,158  |

(a) Excludes freshwater crayfish

TABLE 14. - VALUE OF CRUSTACEANS, BY TYPE

(\$'000)

| State or Territory         | 1964-65 | 1965-66 | 1966-67 | 1967-68 | 1968-69 |
|----------------------------|---------|---------|---------|---------|---------|
| <b>ROCK LOBSTER (a)</b>    |         |         |         |         |         |
| New South Wales            | 360     | 326     | 365     | 384     | 551     |
| Victoria                   | 903     | 1,177   | 1,033   | 1,026   | 1,450   |
| Queensland                 | 6       | 7       | 5       | 13      | 88      |
| South Australia            | 2,833   | 3,334   | 3,249   | 3,369   | 3,448   |
| Western Australia          | 11,192  | 11,388  | 11,344  | 16,863  | 17,801  |
| Tasmania                   | 2,105   | 2,557   | 2,426   | 2,776   | 3,474   |
| <u>Australia</u>           | 17,399  | 18,789  | 18,422  | 24,431  | 26,813  |
| <b>PRAWNS</b>              |         |         |         |         |         |
| New South Wales            | 2,058   | 1,773   | 1,902   | 2,549   | 2,122   |
| Victoria                   | 5       | 6       | 6       | 3       | 3       |
| Queensland                 | 2,142   | 2,185   | 2,492   | 3,782   | 3,895   |
| South Australia            | ..      | ..      | ..      | 148     | 789     |
| Western Australia          | 592     | 1,053   | 1,778   | 1,566   | 1,802   |
| Northern Territory         | ..      | 1       | 1       | 14      | 831     |
| <u>Australia</u>           | 4,797   | 5,018   | 6,179   | 8,062   | 9,443   |
| <b>CRABS</b>               |         |         |         |         |         |
| New South Wales            | 36      | 45      | 99      | 58      | 61      |
| Queensland                 | 145     | 140     | 165     | 178     | 213     |
| South Australia            | ..      | ..      | 2       | 2       | 2       |
| Western Australia          | 3       | 7       | 18      | 12      | 10      |
| Northern Territory         | 3       | 1       | 2       | ..      | ..      |
| <u>Australia</u>           | 187     | 193     | 285     | 250     | 286     |
| <b>FRESHWATER CRAYFISH</b> |         |         |         |         |         |
| New South Wales            | 3       | 8       | 19      | 11      | 12      |
| Victoria                   | ..      | ..      | 1       | 2       | 5       |
| <u>Australia</u>           | 3       | 8       | 20      | 13      | 18      |
| <b>TOTAL CRUSTACEANS</b>   |         |         |         |         |         |
| New South Wales            | 2,458   | 2,152   | 2,384   | 3,003   | 2,746   |
| Victoria                   | 908     | 1,183   | 1,040   | 1,030   | 1,458   |
| Queensland                 | 2,292   | 2,332   | 2,662   | 3,973   | 4,197   |
| South Australia            | 2,833   | 3,334   | 3,251   | 3,518   | 4,240   |
| Western Australia          | 11,787  | 12,448  | 13,141  | 18,441  | 19,613  |
| Tasmania                   | 2,105   | 2,557   | 2,426   | 2,776   | 3,474   |
| Northern Territory         | 4       | 2       | 2       | 14      | 832     |
| <u>AUSTRALIA</u>           | 22,386  | 24,008  | 24,906  | 32,755  | 36,560  |

(a) Excludes freshwater crayfish

TABLE 13. - PRODUCTION OF CRUSTACEANS, BY TYPE

('000 lb estimated gross weight)

| State or Territory         | 1964-65 | 1965-66 | 1966-67 | 1967-68 | 1968-69 |
|----------------------------|---------|---------|---------|---------|---------|
| <b>ROCK LOBSTER (a)</b>    |         |         |         |         |         |
| New South Wales            | 420     | 392     | 375     | 357     | 445     |
| Victoria                   | 1,291   | 1,681   | 1,721   | 1,531   | 1,575   |
| Queensland                 | 30      | 30      | 27      | 56      | 144     |
| South Australia            | 4,928   | 6,063   | 6,249   | 5,264   | 4,926   |
| Western Australia          | 16,378  | 17,794  | 18,943  | 22,024  | 18,030  |
| Tasmania                   | 3,336   | 3,939   | 4,290   | 3,862   | 3,747   |
| <u>Australia</u>           | 26,382  | 29,899  | 31,604  | 33,094  | 28,868  |
| <b>PRAWNS</b>              |         |         |         |         |         |
| New South Wales            | 4,501   | 4,016   | 3,780   | 5,343   | 3,602   |
| Victoria                   | 8       | 11      | 10      | 5       | 4       |
| Queensland                 | 5,737   | 6,034   | 5,934   | 10,572  | 10,032  |
| South Australia            | ..      | ..      | ..      | 295     | 1,579   |
| Western Australia          | 1,829   | 2,485   | 3,898   | 3,862   | 3,823   |
| Northern Territory         | ..      | 1       | 1       | 23      | 2,375   |
| <u>Australia</u>           | 12,076  | 12,547  | 13,624  | 20,101  | 21,414  |
| <b>CRABS</b>               |         |         |         |         |         |
| New South Wales            | 157     | 191     | 272     | 166     | 172     |
| Queensland                 | 638     | 586     | 584     | 565     | 617     |
| South Australia            | ..      | ..      | 10      | 10      | 10      |
| Western Australia          | 28      | 35      | 96      | 68      | 61      |
| Northern Territory         | 9       | 4       | 4       | ..      | 1       |
| <u>Australia</u>           | 832     | 815     | 966     | 809     | 860     |
| <b>FRESHWATER CRAYFISH</b> |         |         |         |         |         |
| New South Wales            | 4       | 10      | 19      | 11      | 10      |
| Victoria                   | ..      | ..      | 2       | 3       | 6       |
| <u>Australia</u>           | 4       | 10      | 21      | 13      | 16      |
| <b>TOTAL CRUSTACEANS</b>   |         |         |         |         |         |
| New South Wales            | 5,081   | 4,608   | 4,446   | 5,877   | 4,228   |
| Victoria                   | 1,299   | 1,693   | 1,734   | 1,538   | 1,585   |
| Queensland                 | 6,405   | 6,649   | 6,544   | 11,193  | 10,792  |
| South Australia            | 4,928   | 6,063   | 6,259   | 5,569   | 6,515   |
| Western Australia          | 18,236  | 20,313  | 22,936  | 25,955  | 21,914  |
| Tasmania                   | 3,336   | 3,939   | 4,290   | 3,862   | 3,747   |
| Northern Territory         | 9       | 5       | 5       | 23      | 2,376   |
| <u>Australia</u>           | 39,293  | 43,270  | 46,215  | 54,017  | 51,158  |

(a) Excludes freshwater crayfish

TABLE 14. - VALUE OF CRUSTACEANS, BY TYPE

(\$'000)

| State or Territory         | 1964-65 | 1965-66 | 1966-67 | 1967-68 | 1968-69 |
|----------------------------|---------|---------|---------|---------|---------|
| <b>ROCK LOBSTER (a)</b>    |         |         |         |         |         |
| New South Wales            | 360     | 220     | 365     | 384     | 551     |
| Victoria                   | 903     | 1,177   | 1,033   | 1,026   | 1,450   |
| Queensland                 | 6       | 7       | 5       | 13      | 88      |
| South Australia            | 2,833   | 3,334   | 3,249   | 3,369   | 3,448   |
| Western Australia          | 11,192  | 11,388  | 11,344  | 16,863  | 17,801  |
| Tasmania                   | 2,105   | 2,557   | 2,426   | 2,776   | 3,474   |
| <u>Australia</u>           | 17,399  | 18,789  | 18,422  | 24,431  | 26,813  |
| <b>PRAWNS</b>              |         |         |         |         |         |
| New South Wales            | 2,058   | 1,773   | 1,902   | 2,549   | 2,122   |
| Victoria                   | 5       | 6       | 6       | 3       | 3       |
| Queensland                 | 2,142   | 2,185   | 2,492   | 3,782   | 3,895   |
| South Australia            | ..      | ..      | ..      | 148     | 789     |
| Western Australia          | 592     | 1,053   | 1,778   | 1,566   | 1,802   |
| Northern Territory         | ..      | 1       | 1       | 14      | 831     |
| <u>Australia</u>           | 4,797   | 5,018   | 6,179   | 8,062   | 9,443   |
| <b>CRABS</b>               |         |         |         |         |         |
| New South Wales            | 36      | 45      | 99      | 58      | 61      |
| Queensland                 | 145     | 140     | 165     | 178     | 213     |
| South Australia            | ..      | ..      | 2       | 2       | 2       |
| Western Australia          | 3       | 7       | 18      | 12      | 10      |
| Northern Territory         | 3       | 1       | 2       | ..      | ..      |
| <u>Australia</u>           | 187     | 193     | 285     | 250     | 286     |
| <b>FRESHWATER CRAYFISH</b> |         |         |         |         |         |
| New South Wales            | 3       | 8       | 19      | 11      | 12      |
| Victoria                   | ..      | ..      | 1       | 2       | 5       |
| <u>Australia</u>           | 3       | 8       | 20      | 13      | 18      |
| <b>TOTAL CRUSTACEANS</b>   |         |         |         |         |         |
| New South Wales            | 2,458   | 2,152   | 2,384   | 3,003   | 2,746   |
| Victoria                   | 908     | 1,183   | 1,040   | 1,030   | 1,458   |
| Queensland                 | 2,292   | 2,332   | 2,662   | 3,973   | 4,197   |
| South Australia            | 2,833   | 3,334   | 3,251   | 3,518   | 4,240   |
| Western Australia          | 11,787  | 12,448  | 13,141  | 18,441  | 19,613  |
| Tasmania                   | 2,105   | 2,557   | 2,426   | 2,776   | 3,474   |
| Northern Territory         | 4       | 2       | 2       | 14      | 832     |
| <u>AUSTRALIA</u>           | 22,386  | 24,008  | 24,906  | 32,755  | 36,560  |

(a) Excludes freshwater crayfish

TABLE 15. - PRODUCTION OF MOLLUSCS, BY TYPE

('000 lb estimated in-shell weight)

| State or Territory    | 1964-65 | 1965-66 | 1966-67  | 1967-68  | 1968-69 |
|-----------------------|---------|---------|----------|----------|---------|
| <b>OYSTERS</b>        |         |         |          |          |         |
| New South Wales       | 14,297  | 14,654  | 15,768   | 15,832   | 16,072  |
| Victoria              | 7       | 7       | 33       | 8        | 8       |
| Queensland            | 305     | 381     | 286      | 793      | 453     |
| South Australia       | ..      | ..      | ..       | 2        | 3       |
| Western Australia     | 28      | 26      | 26       | (a)      | (a)     |
| Tasmania              | ..      | ..      | ..       | (a)      | 39      |
| Northern Territory    | ..      | ..      | 2        | 2        | ..      |
| Australia             | 14,636  | 15,067  | 16,115   | 16,636   | 16,574  |
| <b>ABALONE</b>        |         |         |          |          |         |
| New South Wales       | 56      | 356     | (b)2,400 | (b)1,200 | 496     |
| Victoria              | 393     | 961     | 3,379    | 7,470    | 5,950   |
| South Australia       | 21      | 58      | 630      | 4,051    | 3,519   |
| Western Australia     | ..      | ..      | 10       | 9        | (a)     |
| Tasmania              | 496     | 1,600   | 4,407    | 6,142    | 4,648   |
| Australia             | 966     | 2,975   | 10,825   | 18,872   | 14,614  |
| <b>SCALLOPS</b>       |         |         |          |          |         |
| Victoria              | 21,371  | 27,956  | 28,726   | 27,895   | 10,122  |
| Queensland            | 452     | 700     | 444      | 311      | 620     |
| Western Australia     | (a)     | (a)     | (a)      | 55       | 267     |
| Tasmania              | 2,916   | 868     | 753      | 496      | 276     |
| Australia             | 24,739  | 29,524  | 29,923   | 28,757   | 11,285  |
| <b>SQUID</b>          |         |         |          |          |         |
| Victoria              | 119     | 126     | 245      | 253      | 233     |
| Queensland            | 95      | 101     | (c)73    | 82       | 89      |
| South Australia       | ..      | ..      | (d)35    | (d)35    | (d)39   |
| Western Australia     | 3       | 5       | 16       | 7        | 12      |
| Tasmania              | 1       | 1       | ..       | ..       | ..      |
| Australia             | 217     | 233     | 369      | 377      | 374     |
| <b>MUSSELS (e)</b>    |         |         |          |          |         |
| Victoria              | 334     | 425     | 260      | 246      | 119     |
| <b>OCTOPUS</b>        |         |         |          |          |         |
| Victoria              | 8       | 31      | 31       | 15       | 25      |
| Western Australia     | 5       | 3       | 3        | 3        | 1       |
| Australia             | 13      | 34      | (f)34    | (g)18    | (g)26   |
| <b>CUTTLEFISH</b>     |         |         |          |          |         |
| Victoria              | 1       | 2       | ..       | ..       | 7       |
| Western Australia     | ..      | 1       | ..       | ..       | (a)     |
| Australia             | 1       | 3       | (e)..    | (g)1     | (g)7    |
| <b>TOTAL MOLLUSCS</b> |         |         |          |          |         |
| New South Wales       | 14,353  | 15,010  | 18,168   | 17,032   | 16,568  |
| Victoria              | 22,233  | 29,508  | 32,674   | 35,889   | 16,463  |
| Queensland            | 851     | 1,182   | 803      | 1,105    | 1,162   |
| South Australia       | 21      | 58      | 665      | 4,088    | 3,561   |
| Western Australia     | 36      | 35      | 55       | 74       | 281     |
| Tasmania              | 3,413   | 2,468   | 5,160    | 6,639    | 4,963   |
| Northern Territory    | ..      | ..      | 2        | 2        | ..      |
| Australia             | 40,907  | 48,262  | 57,527   | 64,908   | 42,999  |

(a) Not available for publication; excluded from subsequent totals. (b) Estimated.  
(c) Includes octopus. (d) Includes cuttlefish and octopus. (e) Excludes particulars for Western Australia, which are not available for publication. (f) Excludes production for Queensland and South Australia, which are included with squid.  
(g) Production for South Australia is included with squid.

TABLE 16. - VALUE OF MOLLUSCS, BY TYPE

(\$'000)

| State or Territory | 1964-65 | 1965-66 | 1966-67 | 1967-68 | 1968-69 |
|--------------------|---------|---------|---------|---------|---------|
| OYSTERS            |         |         |         |         |         |
| New South Wales    | 2,681   | 2,748   | 3,449   | 3,463   | 3,516   |
| Victoria           | ..      | ..      | 1       | ..      | ..      |
| Queensland         | 36      | 56      | 38      | 101     | 92      |
| South Australia    | ..      | ..      | ..      | ..      | 1       |
| Western Australia  | 6       | 5       | 6       | (a)     | (a)     |
| Tasmania           | ..      | ..      | ..      | (a)     | 7       |
| Australia          | 2,723   | 2,810   | 3,494   | 3,565   | 3,616   |
| ABALONE            |         |         |         |         |         |
| New South Wales    | 8       | 53      | (b)280  | (b)128  | 56      |
| Victoria           | 26      | 67      | 424     | 971     | 731     |
| South Australia    | 2       | 4       | 63      | 581     | 422     |
| Western Australia  | ..      | ..      | 1       | 2       | (a)     |
| Tasmania           | 49      | 185     | 642     | 1,022   | 673     |
| Australia          | 85      | 310     | 1,409   | 2,704   | 1,883   |
| SCALLOPS           |         |         |         |         |         |
| Victoria           | 729     | 877     | 1,494   | 1,395   | 909     |
| Queensland         | 29      | 34      | 21      | 21      | 57      |
| Western Australia  | (a)     | (a)     | (a)     | 8       | 21      |
| Tasmania           | 180     | 66      | 72      | 65      | 33      |
| Australia          | 937     | 977     | 1,587   | 1,489   | 1,021   |
| SQUID              |         |         |         |         |         |
| Victoria           | 30      | 32      | 54      | 68      | 65      |
| Queensland         | 20      | 15      | (c)13   | 14      | 18      |
| South Australia    | ..      | ..      | (d)9    | (d)9    | (d)8    |
| Western Australia  | 1       | 1       | 4       | 2       | 4       |
| Australia          | 51      | 49      | 80      | 93      | 96      |
| MUSSELS (e)        |         |         |         |         |         |
| Victoria           | 7       | 9       | 5       | 5       | 2       |
| OCTOPUS            |         |         |         |         |         |
| Victoria           | 1       | 3       | 4       | 2       | 6       |
| Western Australia  | ..      | ..      | ..      | ..      | ..      |
| Australia          | 1       | 4       | (f)4    | (g)2    | (g)6    |
| TOTAL MOLLUSCS     |         |         |         |         |         |
| New South Wales    | 2,689   | 2,801   | 3,729   | 3,591   | 3,572   |
| Victoria           | 793     | 989     | 1,981   | 2,442   | 1,715   |
| Queensland         | 84      | 106     | 72      | 136     | 167     |
| South Australia    | 2       | 4       | 72      | 590     | 431     |
| Western Australia  | 7       | 7       | 11      | 13      | 26      |
| Tasmania           | 229     | 252     | 714     | 1,087   | 714     |
| Australia          | 3,804   | 4,159   | 6,580   | 7,859   | 6,624   |

(a) Not available for publication: excluded from subsequent totals. (b) Estimated. (c) Includes octopus. (d) Includes cuttlefish and octopus. (e) Excludes particulars for Western Australia, which are not available for publication. (f) Excludes values for Queensland and South Australia, which is included with squid. (g) Excludes value for South Australia, which is included with squid.

TABLE 17. - CATCH BY SPECIES : FISH, CRUSTACEANS AND MOLLUSCS, 1968-69  
(1'000 lb estimated live weight)

| Species                                   |  | N.S.W. | Vic.  | Qld  | S.A.  | W.A. | Tas. | N.T. | Australia |
|---|--|--------|-------|------|-------|------|------|------|-----------|
| Common name                               | Scientific name  |        |       |      |       |      |      |      |           |
| <b>TELEOSTEAN FRESHWATER SPECIES</b>      |  |        |       |      |       |      |      |      |           |
| Macquarie perch                           | <i>Macquaria australasica</i>  | 2      | ..    | ..   | ..    | ..   | ..   | ..   | 2         |
| Golden perch                              | <i>Plectroplites ambiguus</i>  | 120    | 5     | 172  | ..    | ..   | ..   | ..   | 298       |
| Murray cod                                | <i>Maccullochella macquariensis</i>  | 38     | 3     | 33   | ..    | ..   | ..   | ..   | 74        |
| Bony bream                                | <i>Fluvialosa richardsoni</i>  | ..     | ..    | 564  | ..    | ..   | ..   | ..   | 564       |
| Catfish                                   | <i>Tandanus tandanus</i>   | 16     | 2     | 47   | ..    | ..   | ..   | ..   | 64        |
| English perch                             | <i>Perca fluviatilis</i>   | 21     | 53    | n.a. | 12    | ..   | ..   | ..   | 86        |
| Tench                                     | <i>Tinca tinca</i>   | 9      | 31    | 115  | ..    | ..   | ..   | ..   | 155       |
| Silver perch                              | <i>Bidyanus bidyanus</i>   | 29     | 2     | 22   | ..    | ..   | ..   | ..   | 52        |
| Bel                                       | <i>Anguilla australis occi-</i><br><i>dentalis and Leptocephalus</i><br><i>wilsoni</i> | ..     | 288   | ..   | ..    | 36   | ..   | ..   | 324       |
| Crucian carp                              | <i>Carassius carassius</i>   | ..     | 9     | ..   | ..    | ..   | ..   | ..   | 9         |
| Other                                     | -  | 13     | 1     | 52   | ..    | ..   | ..   | ..   | 66        |
|   | <u>Total</u>   | 248    | 394   | n.a. | 1,017 | ..   | 36   | ..   | 1,694     |
| <b>SALMON, TROUTS AND SIMILAR SPECIES</b> |  |        |       |      |       |      |      |      |           |
| Whitebait                                 | <i>Lovettia sealii</i>   | ..     | ..    | ..   | ..    | ..   | 82   | ..   | 82        |
| <b>TELEOSTEAN FLATFISHES</b>              |  |        |       |      |       |      |      |      |           |
| Flounder                                  | <i>Rhombosolea</i> spp.  | ..     | 130   | ..   | ..    | 1    | 41   | ..   | 172       |
| Sole                                      | <i>Pseudorhombus</i> spp.  | ..     | 1     | ..   | ..    | ..   | ..   | ..   | 1         |
|   | <u>Total</u>   | ..     | 131   | ..   | ..    | 1    | 41   | ..   | 173       |
| <b>COD, HAKE AND SIMILAR SPECIES</b>      |  |        |       |      |       |      |      |      |           |
| Southern rock cod                         | <i>Physiculus barbatus</i>   | ..     | 2     | ..   | ..    | ..   | 12   | ..   | 14        |
| <b>HERRING AND SIMILAR SPECIES</b>        |  |        |       |      |       |      |      |      |           |
| Pilchard                                  | <i>Sardinops neopilchardus</i>   | 165    | 1,370 | ..   | ..    | 244  | ..   | ..   | 1,779     |
| Scaly mackerel                            | <i>Amblygaster postera</i>   | ..     | ..    | ..   | ..    | 104  | ..   | ..   | 104       |
| Sprat                                     | <i>Clupea bassensis</i>  | ..     | 57    | ..   | ..    | ..   | ..   | ..   | 57        |
| Sandy sprat                               | <i>Hyperlophus vittatus</i>  | ..     | 84    | ..   | ..    | ..   | ..   | ..   | 84        |
| Perth herring                             | <i>Fluvialosa vlaminghi</i>  | ..     | ..    | ..   | ..    | 492  | ..   | ..   | 492       |
| Anchovy                                   | <i>Engraulis australis</i>   | ..     | 2,395 | ..   | ..    | 76   | ..   | ..   | 2,471     |
|   | <u>Total</u>   | 165    | 3,906 | ..   | ..    | 916  | ..   | ..   | 4,988     |

TABLE 17. - CATCH BY SPECIES : FISH, CRUSTACEANS AND MOLLUSCS, 1968-69 - continued  
( '000 lb estimated live weight)

| Species                                   |                                    | N.S.W.    | Vic.  | Qld   | S.A.  | W.A.  | Tas.  | N.T. | Australia |
|---|------------------------------------|-----------|-------|-------|-------|-------|-------|------|-----------|
| Common name                               | Scientific name                    |           |       |       |       |       |       |      |           |
| TUNAS, TRUE MACKERELS AND SIMILAR SPECIES |                                    |           |       |       |       |       |       |      |           |
| Southern bluefin tuna                     | <i>Thunnus thynnus maccoyii</i>    |           | 249   | ..    | 7,204 | 712   | 42    | ..   | 19,657    |
| Northern bluefin tuna                     | <i>Kishinoella tonggol</i>         |           | ..    | 63    | ..    | 1     | ..    | ..   |           |
| Albacore                                  | <i>Thunnus alalunga germo</i>      | (a)11,308 | ..    | ..    | ..    | ..    | ..    | ..   |           |
| Yellowfin tuna                            | <i>Neothunnus macropterus</i>      |           | ..    | ..    | ..    | ..    | ..    | ..   |           |
| Dogtooth tuna                             | <i>Gymnosarda nuda</i>             |           | ..    | ..    | ..    | ..    | ..    | ..   |           |
| Skipjack or striped tuna                  | <i>Katsuwonus pelamis</i>          |           | 77    | ..    | ..    | ..    | ..    | ..   |           |
| Bonito                                    | <i>Sarda chiliensis australis</i>  | ..        | ..    | ..    | ..    | ..    | ..    | ..   |           |
| Blue mackerel                             | <i>Scomber australasicus</i>       |           | ..    | ..    | ..    | 25    | ..    | 1    |           |
| Spanish mackerel                          | <i>Cybiium commersoni</i>          | 136       | ..    | 1,383 | ..    | 165   | ..    | 2    |           |
| School mackerel                           | <i>C. queenslandicus</i>           |           | ..    | 44    | ..    | ..    | ..    | ..   |           |
| Other mackerel                            | -                                  |           | ..    | ..    | ..    | ..    | ..    | ..   |           |
| Snoek                                     | <i>Leionura atun</i>               | 138       | 5,360 | ..    | ..    | ..    | ..    | ..   |           |
| Hake                                      | <i>Rexea solandri</i>              | ..        | 3     | ..    | ..    | ..    | 3,089 | ..   |           |
|   |                                    |           |       |       |       |       |       |      | 8,587     |
|   |                                    |           |       |       |       |       |       |      | 3         |
|   | <u>Total</u>                       | 11,581    | 5,689 | 1,490 | 7,204 | 879   | 3,157 | 2    | 30,003    |
| MULLET, BARRACUDAS AND SIMILAR SPECIES    |                                    |           |       |       |       |       |       |      |           |
| Yellow-eye mullet                         | <i>Aldrichetta forsteri</i>        | ..        | 497   | ..    | ..    | 577   | 48    | ..   | 11,181    |
| Sea mullet                                | <i>Mugil cephalus</i>              | 5,389     | 41    | ..    | ..    | 689   | ..    | ..   |           |
| Flat-tail mullet                          | <i>Liza argentea</i>               | 712       | ..    | ..    | 506   | ..    | ..    | ..   |           |
| Sand mullet                               | <i>Myxus elongatus</i>             | 37        | ..    | ..    | ..    | ..    | ..    | ..   |           |
| Silver mullet                             | <i>Mugil georgii</i>               | ..        | ..    | 2,680 | ..    | ..    | ..    | ..   |           |
| Blue-tail mullet                          | <i>Valamugil seheli</i>            | ..        | ..    | ..    | ..    | ..    | ..    | 5    |           |
| Green-backed mullet                       | <i>Liza dussumieri</i>             | ..        | ..    | ..    | ..    | ..    | ..    | ..   |           |
| Diamond-scaled mullet                     | <i>L. vaigiensis</i>               | ..        | ..    | ..    | ..    | ..    | ..    | ..   |           |
| Short-finned pike                         | <i>Australuzza novaehollandiae</i> | ..        | 61    | ..    | 354   | 18    | ..    | ..   |           |
| Giant sea pike                            | <i>Sphyræna jello</i>              | ..        | ..    | ..    | ..    | ..    | ..    | ..   |           |
| Pike                                      | <i>Sphyrænella obtusata</i>        | ..        | ..    | 39    | ..    | ..    | 1     | ..   |           |
| Barracuda                                 | <i>Agriphosphyræna barracuda</i>   | ..        | ..    | ..    | ..    | ..    | ..    | ..   |           |
| Giant threadfin                           | <i>Eleutheronema tetradactylum</i> | ..        | ..    | ..    | ..    | ..    | ..    | 54   |           |
| Threadfin                                 | <i>Polydactylus spp.</i>           | ..        | ..    | 109   | ..    | 2     | ..    | ..   |           |
|   |                                    |           |       |       |       |       |       |      | 166       |
|   | <u>Total</u>                       | 6,139     | 599   | 2,828 | 860   | 1,285 | 48    | 59   | 11,819    |

(a) Source : C.S.I.R.O.

TABLE 17. - CATCH BY SPECIES : FISH, CRUSTACEANS AND MOLLUSCS, 1968-69 - continued  
('000 lb estimated live weight)

| Species   |                         | N.S.W. | Vic. | Qld | S.A.  | W.A.  | Tas. | N.T. | Australia |       |
|---|-------------------------|--------|------|-----|-------|-------|------|------|-----------|-------|
| Common name   | Scientific name         |        |      |     |       |       |      |      |           |       |
| JACKS, POMPANOS AND SIMILAR SPECIES                   |                         |        |      |     |       |       |      |      |           |       |
| Trevally  | Usacaranx nobilis       |        |      | 112 | ..    | ..    | 14   | ..   | 519       |       |
| Trevally  | U. georgianus           | 319    | ..   | ..  | ..    | 45    | ..   | 5    |           |       |
| Golden trevally                                       | Gnathanodon speciosus   |        |      | ..  | ..    | ..    | ..   | ..   |           | ..    |
| Great trevally  | Caranx sexfasciatus     | ..     | ..   | ..  | ..    | ..    | ..   | ..   |           |       |
| Turrum  | Carangoides emburyi     |        |      | ..  | ..    | ..    | ..   | ..   |           | ..    |
| Bludger   | C. gymnostethoides      | ..     | ..   | ..  | ..    | ..    | ..   | ..   |           |       |
| Gold spotted trevally                                 | C. fulvoguttatus        | ..     | ..   | ..  | ..    | 1     | ..   | ..   |           |       |
| Tailor  | Pomatomus saltator      | 282    | 62   | 548 | ..    | 80    | ..   | ..   |           | 973   |
| Black kingfish  | Rachycentron canadum    | ..     | ..   | ..  | ..    | ..    | ..   | ..   |           | ..    |
| Yellowtail kingfish                                   | Seriola grandis         | 584    | 44   | 11  | ..    | ..    | ..   | ..   |           | 639   |
| Samson fish   | S. hippos               | ..     | ..   | 5   | ..    | 101   | ..   | ..   |           | 106   |
| Jack mackerel   | Trachurus declivis      | 9      | 52   | ..  | ..    | ..    | ..   | ..   |           | 62    |
| Queenfish   | Chrorinemus lysan       | ..     | ..   | ..  | ..    | 7     | ..   | 8    |           | 61    |
| Dart  | Trachinotus russelli    | ..     | ..   | 46  | ..    | ..    | ..   | ..   |           |       |
| Snub-nosed dart                                       | T. blochi               | ..     | ..   | ..  | ..    | ..    | ..   | ..   |           |       |
| Deep sea trevalla                                     | Hyperglophe porosa      | ..     | 5    | ..  | ..    | ..    | 6    | ..   | 12        |       |
| Warehou   | Serirolella brama       | ..     | ..   | ..  | ..    | ..    | 2    | ..   | 2         |       |
|   | <u>Total</u>            | 1,194  | 276  | 632 | ..    | 235   | 23   | 13   | 2,374     |       |
| PERCHES, CROAKERS, BREAMS, BASSES AND SIMILAR SPECIES |                         |        |      |     |       |       |      |      |           |       |
| Tarwhine  | Rhabdosargus sarda      | 40     | ..   | ..  | ..    | 7     | ..   | ..   | 426       |       |
| Yellowfin bream                                       | Acanthopagrus australis | ..     | ..   | 378 | ..    | ..    | ..   | ..   |           |       |
| Pikey bream   | A. berda                | ..     | ..   | ..  | ..    | ..    | ..   | ..   |           |       |
| Black bream   | A. butcheri             | 672    | 709  | ..  | 131   | 23    | ..   | ..   |           | 1,535 |
| Western yellowfin bream                               | A. latus                | ..     | ..   | ..  | ..    | 22    | ..   | 2    |           | 24    |
| Australian salmon                                     | Arripis trutta          | 807    | 943  | ..  | 1,755 | 5,576 | 383  | ..   |           | 9,464 |
| Ruff  | A. georgianus           | ..     | 33   | ..  | 416   | 1,363 | ..   | ..   |           | 1,812 |
| Snapper   | Chrysophrus auratus     | 1,261  | 423  | 118 | 793   | 313   | ..   | ..   |           | 2,908 |
| -   | Nemadactylus douglasi   |        |      |     |       |       |      |      |           |       |
| Morwong   | N. macropterus          | 2,320  | 284  | ..  | ..    | ..    | 12   | ..   |           | 2,616 |
| Queen snapper   | N. valenciennesi        | ..     | ..   | ..  | ..    | 5     | ..   | 1    |           | 5     |
| Dusky morwong   | Psiloceranium nigricans | ..     | 8    | ..  | ..    | ..    | ..   | ..   |           | 8     |
| Mulloway  | Sciaena antarctica      | 320    | 1    | 41  | 167   | 26    | ..   | ..   |           | 556   |
| Teraglin  | Zelucio atelodus        | 111    | ..   | ..  | ..    | ..    | ..   | ..   | 111       |       |

TABLE 17. - CATCH BY SPECIES : FISH, CRUSTACEANS AND MOLLUSCS, 1968-69 - continued  
('000 lb estimated live weight)

| Common name   | Species   | N.S.W. | Vic.  | Qld   | S.A.  | W.A.  | Tas. | N.T. | Australia |
|---|---|--------|-------|-------|-------|-------|------|------|-----------|
|   | Scientific name   |        |       |       |       |       |      |      |           |
| PERCHES, CROAKERS, BREAMS, BASSES AND SIMILAR SPECIES - continued |   |        |       |       |       |       |      |      |           |
| Goldenlined whiting   | <i>Sillago analis</i>   | ..     | ..    | ..    | ..    | ..    | ..   | ..   | ..        |
| Sand whiting  | <i>S. ciliata</i>   | 220    | 4     | 698   | ..    | ..    | ..   | ..   | 982       |
| Trumpeter whiting   | <i>S. maculata</i>  | 59     | ..    | ..    | ..    | ..    | ..   | ..   | ..        |
| Western sand whiting  | <i>S. schomburgki</i>   | ..     | ..    | ..    | 75    | 309   | ..   | ..   | 384       |
| School whiting  | <i>S. bassensis</i>   | 45     | 363   | ..    | ..    | ..    | ..   | ..   | 409       |
| King George or spotted whiting                                    | <i>Sillaginodes punctatus</i>                                     | ..     | 160   | ..    | 1,829 | 73    | ..   | ..   | 2,063     |
| Javelin fish  | <i>Pomadasya hasta</i>  | ..     | ..    | ..    | ..    | ..    | ..   | ..   | ..        |
| Striped trumpeter   | <i>Latris lineatus</i>  | ..     | ..    | ..    | ..    | ..    | 4    | ..   | 4         |
| Bastard trumpeter   | <i>Latridopsis forsteri</i>                                       | ..     | 2     | ..    | ..    | ..    | 35   | ..   | 38        |
| Sweep   | <i>Scorpius aequipinnis</i>                                       | ..     | 1     | ..    | ..    | 3     | ..   | ..   | 5         |
| Cod   | <i>Epinephelus, cephalopholis</i><br>and <i>Plectropomus</i> spp. | ..     | ..    | 221   | ..    | 38    | ..   | 4    | 264       |
| Blue, brown or red groper   | <i>Achoerodus gouldi</i>  | ..     | ..    | ..    | ..    | 21    | ..   | ..   | 21        |
| Parrot fish   | <i>Choerodon and Pseudolabrus</i><br>spp.                         | ..     | 3     | 13    | ..    | ..    | 3    | ..   | 19        |
| Butterfish  | <i>Selenotoxa multifasciata</i>                                   | ..     | ..    | 39    | ..    | ..    | 1    | ..   | 40        |
| Giant perch   | <i>Lates calcarifer</i>   | ..     | ..    | 241   | ..    | 16    | ..   | 481  | 737       |
| Red emperor   | <i>Lutjanus sebae</i>   | ..     | ..    | 61    | ..    | ..    | ..   | ..   | 61        |
| Sweetlip  | <i>Plectorhynchus pictus</i>                                      | ..     | ..    | 2     | ..    | ..    | ..   | 3    | 5         |
| Emperor   | <i>Lethrinus</i> spp.   | ..     | ..    | 192   | ..    | 9     | ..   | 1    | 202       |
| Pearl perch   | <i>Glaucosoma scapulare</i>                                       | ..     | ..    | 11    | ..    | ..    | ..   | ..   | 11        |
| Westralian jewfish  | <i>G. hebraicum</i>   | ..     | ..    | ..    | ..    | 226   | ..   | ..   | 226       |
| Luderick  | <i>Girella tricuspidata</i>                                       | 1,154  | 96    | 161   | ..    | ..    | ..   | ..   | 1,410     |
| Stranger  | <i>Haletta semifasciata</i>                                       | ..     | 49    | ..    | ..    | ..    | ..   | ..   | 49        |
| Buffalo bream   | <i>Segutilum corneli</i>  | ..     | ..    | ..    | ..    | 26    | ..   | ..   | 26        |
| Long-finned pike  | <i>Dinolestes lewini</i>  | ..     | 93    | ..    | ..    | ..    | ..   | ..   | 93        |
| Red mullet  | <i>Upeneichthys porosus</i>                                       | ..     | 3     | ..    | ..    | ..    | ..   | ..   | 3         |
| Yellowtail perch  | <i>Amphitherapon caudavittata</i>                                 | ..     | ..    | ..    | ..    | 12    | ..   | ..   | 12        |
|   | <u>Total</u>  | 7,011  | 3,175 | 2,177 | 5,166 | 8,069 | 439  | 493  | 26,529    |

TABLE 17. - CATCH BY SPECIES : FISH, CRUSTACEANS AND MOLLUSCS, 1968-69 - continued  
('000 lb estimated live weight)

| Species                                |                                     | N.S.W. | Vic.   | Qld   | S.A.   | W.A.   | Tas.  | N.T. | Australia |
|--|-------------------------------------|--------|--------|-------|--------|--------|-------|------|-----------|
| Common name                            | Scientific name                     |        |        |       |        |        |       |      |           |
| FLATHEAD, GURNARDS AND SIMILAR SPECIES |                                     |        |        |       |        |        |       |      |           |
| Red gurnard                            | <i>Currupiscis kumu</i>             | ..     | 117    | ..    | ..     | ..     | ..    | ..   | 117       |
| Latchet                                | <i>Pterygotrigla polyommata</i>     | 174    | 8      | ..    | ..     | ..     | ..    | ..   | 182       |
| Bartailed flathead                     | <i>Platycephalus indicus</i>        | ..     | ..     | 157   | ..     | ..     | ..    | ..   | 481       |
| Dusky flathead                         | <i>Neoplatycephalus fuscus</i>      | 307    | ..     |       | ..     | 17     | ..    | ..   |           |
| Northern sand flathead                 | <i>Trudis arenarius</i>             | ..     | ..     |       | ..     | ..     | ..    | ..   |           |
| Tiger flathead                         | <i>Neoplatycephalus richardsoni</i> | 2,846  | 1,662  |       | ..     | ..     | ..    | ..   |           |
| Sand flathead                          | <i>Trudis bassensis</i>             | 662    | 119    | ..    | ..     | ..     | 64    | ..   | 844       |
| Longnose flathead                      | <i>T. caeruleopunctatus</i>         | ..     | ..     | ..    | ..     | ..     | ..    | ..   | ..        |
| Rock flathead                          | <i>Leviprora laevigata</i>          | ..     | 243    | ..    | ..     | ..     | ..    | ..   | 243       |
|  | Total                               | 3,989  | 2,148  | 157   | ..     | 17     | 64    | ..   | 6,376     |
| ELASMOBRANCHS                          |                                     |        |        |       |        |        |       |      |           |
| Gummy shark                            | <i>Mustelus antarcticus</i>         | 2,068  | 2,349  | ..    | 4,245  | ..     | 783   | ..   | 15,818    |
| School shark                           | <i>Galeorhinus australis</i>        |        | 3,739  | ..    |        | ..     | 1,302 | ..   |           |
| Dog shark                              | <i>Squalus megalops</i>             |        | 16     | ..    |        | ..     | 1     | ..   |           |
| Saw shark                              | <i>Pristiophorus nudipinnis</i>     |        | 369    | ..    |        | ..     | 1     | ..   |           |
| Other and unspecified shark            | -                                   |        | 143    | ..    | ..     | 763    | 1     | 1    |           |
| White spotted ray                      | <i>Rhynchobatus djiddensis</i>      | ..     | ..     | 99    | ..     | ..     | ..    | ..   | 99        |
| Skate                                  | <i>Raja australis</i>               | ..     | ..     | ..    | ..     | ..     | ..    | ..   | ..        |
| Other skates and rays                  | -                                   | ..     | 18     | ..    | ..     | 16     | ..    | ..   | 34        |
|  | Total                               | 2,068  | 6,633  | 136   | 4,245  | 779    | 2,089 | 1    | 15,951    |
| MIXED AND UNIDENTIFIED SPECIES         |                                     |        |        |       |        |        |       |      |           |
| Leatherjacket                          | Fam. Aluteridae                     | 763    | 38     | ..    | ..     | 12     | ..    | ..   | 814       |
| Long tom                               | <i>Tylosurus macleayanus</i>        | ..     | ..     | ..    | ..     | ..     | ..    | ..   | ..        |
| Redfish                                | <i>Centroberyx affinis</i>          | 873    | ..     | ..    | ..     | ..     | ..    | ..   | 873       |
| Black-barred garfish                   | <i>Hemirhamphus commersoni</i>      | ..     | ..     | 154   | ..     | ..     | ..    | ..   | 1,904     |
| Sea garfish                            | <i>H. australis and melanochir</i>  | 89     | ..     |       | 950    | 37     | 28    | ..   |           |
| Shortnosed garfish                     | <i>H. quoyi</i>                     | ..     | 510    |       | ..     | ..     | ..    | ..   |           |
| River garfish                          | <i>H. ardelio and regularis</i>     | 121    | ..     |       | ..     | ..     | ..    | ..   |           |
| Three by two garfish                   | <i>H. welsbyi</i>                   | ..     | ..     | ..    | ..     | ..     | ..    | ..   | ..        |
| Snubnosed garfish                      | <i>Arrhamphus sclerolepis</i>       | 15     | ..     | ..    | ..     | ..     | ..    | ..   | ..        |
| John dory                              | <i>Zeus faber</i>                   | 234    | 2      | ..    | ..     | ..     | 1     | ..   | 236       |
| Cobbler                                | <i>Cnidoglanis macrocephalus</i>    | ..     | ..     | ..    | ..     | 158    | ..    | ..   | 158       |
| Rockling                               | <i>Genypterus balacodes</i>         | ..     | 4      | ..    | ..     | ..     | ..    | ..   | 4         |
| Other                                  | -                                   | 2,048  | 60     | 1,059 | 523    | 35     | 89    | 14   | 3,828     |
|  | Total                               | 4,144  | 614    | 1,213 | 1,473  | 242    | 118   | 15   | 7,818     |
|  | TOTAL FISH                          | 36,539 | 23,568 | 8,633 | 19,965 | 12,425 | 6,108 | 583  | 107,821   |

TABLE 17. - CATCH BY SPECIES : FISH, CRUSTACEANS AND MOLLUSCS, 1968-69 - continued  
('000 lb gross weight)

| Species               |                                  | N.S.W. | Vic.  | Qld    | S.A.  | W.A.   | Tas.  | N.T.  | Australia |
|-----------------------|----------------------------------|--------|-------|--------|-------|--------|-------|-------|-----------|
| Common name           | Scientific name                  |        |       |        |       |        |       |       |           |
| <b>CRUSTACEANS</b>    |                                  |        |       |        |       |        |       |       |           |
| Rock lobster -        |                                  |        |       |        |       |        |       |       |           |
| Southern rock lobster | <i>Jasus lalandei</i>            | 445    | 1,575 | ..     | 4,926 | ..     | 3,747 | ..    | 28,819    |
| Eastern rock lobster  | <i>J. verreauxi</i>              |        | ..    | ..     | ..    | ..     | ..    | ..    |           |
| Western rock lobster  | <i>Panulirus cygnus</i>          |        | ..    | ..     | ..    | 18,030 | ..    | ..    |           |
| Tropical rock lobster | <i>P. ornatus</i>                |        | ..    | 95     | ..    | ..     | ..    | ..    |           |
| Bay lobster           | <i>Thenus orientalis</i>         |        | ..    | ..     | 49    | ..     | ..    | ..    |           |
| Freshwater crayfish   | <i>Euastacus serratus</i>        | 10     | 6     | ..     | ..    | ..     | ..    | ..    | 16        |
|                       | <u>Total rock lobster</u>        | 455    | 1,581 | 144    | 4,926 | 18,030 | 3,747 | ..    | 28,883    |
| Crabs -               |                                  |        |       |        |       |        |       |       |           |
| Mud crab              | <i>Scylla serrata</i>            | 172    | ..    | 304    | ..    | ..     | ..    | 1     | 860       |
| Sand crab             | <i>Portunus pelagicus</i>        |        | ..    | 313    | 10    | 61     | ..    | ..    |           |
| Other                 | -                                |        | ..    | ..     | ..    | ..     | ..    | ..    |           |
|                       | <u>Total crabs</u>               | 172    | ..    | 617    | 10    | 61     | ..    | 1     | 860       |
| Prawns -              |                                  |        |       |        |       |        |       |       |           |
| Tiger prawn           | <i>Penaeus esculentus</i>        | 3,602  | ..    | 910    | ..    | 1,625  | ..    | 493   | 21,414    |
| Banana prawn          | <i>P. merguiesis</i>             |        | ..    | 4,006  | ..    | 187    | ..    | 1,586 |           |
| Eastern king prawn    | <i>P. plebejus</i>               |        | ..    | 3,809  | ..    | ..     | ..    | 21    |           |
| Western king prawn    | <i>P. latisulcatus</i>           |        | ..    | 6      | 1,579 | 1,862  | ..    | ..    |           |
| Red spotted prawn     | <i>P. longistylus</i>            |        | ..    | ..     | ..    | ..     | ..    | ..    |           |
| York prawn            | <i>Metapenaeus eboracensis</i>   |        | ..    | ..     | ..    | ..     | ..    | ..    |           |
| Endeavour prawn       | <i>M. endeavouri</i>             |        | ..    | 62     | ..    | 81     | ..    | 275   |           |
| School prawn          | <i>M. macleayi</i>               |        | 4     | 489    | ..    | ..     | ..    | ..    |           |
| Green-tail prawn      | <i>M. bennettiae</i>             |        | ..    | 664    | ..    | 69     | ..    | ..    |           |
| Rainbow prawn         | <i>Parapenaeopsis sculptilis</i> |        | ..    | ..     | ..    | ..     | ..    | ..    |           |
| Other                 | -                                | ..     | 86    | ..     | ..    | ..     | ..    | ..    |           |
|                       | <u>Total prawns</u>              | 3,602  | 4     | 10,032 | 1,579 | 3,823  | ..    | 2,375 | 21,414    |
|                       | <u>TOTAL CRUSTACEANS</u>         | 4,228  | 1,585 | 10,792 | 6,515 | 21,914 | 3,747 | 2,376 | 51,158    |

TABLE 17. - CATCH BY SPECIES : FISH, CRUSTACEANS AND MOLLUSCS, 1968-69 - continued

('000 lb estimated in-shell weight)

| Species               |                         | N.S.W. | Vic.   | Qld   | S.A.  | W.A. | Tas.  | N.T. | Australia |
|-----------------------|-------------------------|--------|--------|-------|-------|------|-------|------|-----------|
| Common name           | Scientific name         |        |        |       |       |      |       |      |           |
| MOLLUSCS              |                         |        |        |       |       |      |       |      |           |
| Octopus               | Octopus spp.            | ..     | 25     | ..    | 39    | 1    | ..    | ..   | 407       |
| Squid                 | Loligo spp.             | ..     | 233    | 89    |       | 12   | ..    | ..   |           |
| Cuttlefish            | Sepia spp.              | ..     | 7      | ..    |       | (a)  | ..    | ..   |           |
| Oysters -             |                         |        |        |       |       | (a)  |       |      |           |
| Western rock oyster   | Crassostrea tuberculata | 16,072 | ..     | ..    | ..    | ..   | ..    | ..   | 16,574    |
| Sydney rock oyster    | C. commercialis         |        | ..     | 453   | ..    | ..   | ..    | ..   |           |
| Oyster                | Ostrea angasi           |        | 8      | ..    | 3     | ..   | 39    | ..   |           |
| <u>Total oysters</u>  |                         | 16,072 | 8      | 453   | 3     | (a)  | 39    | ..   | 16,574    |
| Scallops -            |                         |        |        |       |       |      |       |      |           |
| Commercial scallop    | Pecten meridionalis     | ..     | 10,122 | ..    | ..    | ..   | 4     | ..   | 10,126    |
| Doughboy scallop      | Mimachlamys asperrium   | ..     | ..     | ..    | ..    | ..   | 271   | ..   | 271       |
| Saucer scallop        | Amusium balloti         | ..     | ..     | 620   | ..    | 267  | ..    | ..   | 887       |
| <u>Total scallops</u> |                         | ..     | 10,122 | 620   | ..    | 267  | 276   | ..   | 11,285    |
| Mussels               | Mytilis planulatus      | ..     | 119    | ..    | ..    | ..   | ..    | ..   | 119       |
| Abalone -             |                         |        |        |       |       |      |       |      |           |
| Blacklip abalone      | Notohalotis ruber       | 496    | 5,950  | ..    | 1,172 | ..   | 4,633 | ..   | 14,614    |
| Greenlip abalone      | Schismotis laevigata    |        |        | ..    | 2,347 | ..   | 15    | ..   |           |
| Roe's abalone         | Marinauris roei         |        |        | ..    | ..    | (a)  | ..    | ..   |           |
| <u>Total abalone</u>  |                         | 496    | 5,950  | ..    | 3,519 | (a)  | 4,648 | ..   | 14,614    |
| <u>TOTAL MOLLUSCS</u> |                         | 16,568 | 16,463 | 1,162 | 3,561 | 281  | 4,963 | ..   | 42,999    |

(a) Not available for publication; excluded from subsequent totals.

TABLE 1. CATCH OF BASS, PERCH, CARP, SALMONS AND SIMILAR SPECIES  
('000 lb estimated live weight)

| Species                                   |  | 1964-65 | 1965-66 | 1966-67 | 1967-68 | 1968-69 |
|---|--|---------|---------|---------|---------|---------|
| Common name                               | Scientific name  |         |         |         |         |         |
| <b>TELEOSTEAN FRESHWATER SPECIES</b>      |  |         |         |         |         |         |
| Macquarie perch                           | <i>Macquaria australasica</i>  | 6       | 4       | 2       | 2       | 2       |
| Australian bass                           | <i>Percaletes colonorum</i>  | 2       | 5       | 2       | ..      | ..      |
| Golden perch                              | <i>Plectroplites ambiguus</i>  | 653     | 450     | 479     | 280     | 298     |
| Murray cod                                | <i>Maccullochella macquariensis</i>  | 119     | 102     | 117     | 73      | 74      |
| Bony bream                                | <i>Fluviolosa richardsoni</i>  | ..      | ..      | ..      | } 269   | } 564   |
| Catfish                                   | <i>Tandanus tandanus</i>   | 38      | 38      | 33      |         |         |
| English perch                             | <i>Perca fluviatilis</i>   | 96      | 149     | 171     |         |         |
| Tench                                     | <i>Tinca tinca</i>   | 27      | 44      | 39      |         |         |
| Silver perch                              | <i>Bidyanus bidyanus</i>   | 43      | 33      | 30      | } 441   | } 52    |
| Eel                                       | <i>Anguilla australia occidentalis</i><br>and <i>Leptocephalus wilsoni</i> | 168     | 211     | 292     |         |         |
| European carp                             | <i>Cyprinus carpio</i>   | 17      | 10      | 12      | } 10    | } ..    |
| Crucian carp                              | <i>Carassius carassius</i>   | 5       | 3       | 3       |         |         |
| Other                                     |  | 8       | 11      | 4       |         |         |
| <u>Total</u>                              |  | 1,183   | 1,060   | 1,184   | 1,082   | 1,694   |
| <b>SALMON, TROUTS AND SIMILAR SPECIES</b> |  |         |         |         |         |         |
| Whitebait                                 | <i>Lovettia sealii</i>   | 41      | 71      | 95      | 56      | 82      |
| <b>TELEOSTEAN FLATFISHES</b>              |  |         |         |         |         |         |
| Flounder                                  | <i>Rhombosolea</i> spp.  | 245     | 165     | 182     | 190     | 172     |
| Sole                                      | <i>Pseudorhombus</i> spp.  | 6       | 4       | 2       | 1       | 1       |
| <u>Total</u>                              |  | 251     | 169     | 184     | 191     | 173     |
| <b>COD, HAKE AND SIMILAR SPECIES</b>      |  |         |         |         |         |         |
| Southern rock cod                         | <i>Physiculus barbatus</i>   | 38      | 37      | 23      | 17      | 14      |
| <b>HERRING AND SIMILAR SPECIES</b>        |  |         |         |         |         |         |
| Pilchard                                  | <i>Sardinops neopilchardus</i>   | 607     | 1,000   | 545     | 829     | 1,779   |
| Scaly mackerel                            | <i>Amblygaster postera</i>   | 257     | 374     | 81      | 89      | 104     |
| Sprat                                     | <i>Clupea bassensis</i>  | 6       | 8       | 10      | 41      | 57      |
| Sandy sprat                               | <i>Hyperlophus vittatus</i>  | ..      | ..      | 4       | 11      | 84      |
| Perth herring                             | <i>Fluviolosa vlaminghi</i>  | 311     | 484     | 470     | 424     | 492     |
| Anchovy                                   | <i>Engraulis australis</i>   | 343     | 429     | 537     | 406     | 2,471   |
| <u>Total</u>                              |  | 1,525   | 2,294   | 1,647   | 1,799   | 4,988   |

TABLE 18. - CATCH BY SPECIES : FISH, CRUSTACEANS AND MOLLUSCS, AUSTRALIA - continued  
(<sup>1</sup>000 lb estimated live weight)

| Species  |                                    | 1964-65 | 1965-66 | 1966-67 | 1967-68 | 1968-69 |
|--|------------------------------------|---------|---------|---------|---------|---------|
| Common name                                      | Scientific name                    |         |         |         |         |         |
| <b>TUNAS, TRUE MACKERELS AND SIMILAR SPECIES</b> |                                    |         |         |         |         |         |
| Southern bluefin tuna                            | <i>Thunnus thynnus maccoyii</i>    |         |         |         |         |         |
| Northern bluefin tuna                            | <i>Kishinoella tonggol</i>         |         |         |         |         |         |
| Yellowfin tuna                                   | <i>Neothunnus macropterus</i>      | 15,838  | 18,595  | 12,455  | 14,998  | 19,657  |
| Dogtooth tuna                                    | <i>Gymnosarda nuda</i>             |         |         |         |         |         |
| Skipjack or striped tuna                         | <i>Katsuwonus pelamis</i>          |         |         |         |         |         |
| Albacore   | <i>Thunnus alalunga germo</i>      |         |         |         |         |         |
| Bonito   | <i>Sarda chiliensis australis</i>  | 7       | 8       | 19      | 1       | 1       |
| Blue mackerel                                    | <i>Scomber australasicus</i>       |         |         |         |         |         |
| Spanish mackerel                                 | <i>Cybium commersoni</i>           | 2,316   | 2,298   | 2,153   | 2,221   | 1,755   |
| School mackerel                                  | <i>C. queenslandicus</i>           |         |         |         |         |         |
| Other mackerel                                   | -                                  |         |         |         |         |         |
| Snoek  | <i>Leionura atun</i>               | 6,514   | 8,539   | 5,146   | 7,307   | 8,587   |
| Hake   | <i>Rexea solandri</i>              | 1       | 4       | 6       | 9       | 3       |
|  | <b>Total</b>                       | 24,676  | 29,443  | 19,780  | 24,535  | 30,003  |
| <b>MULLET, BARRACUDAS AND SIMILAR SPECIES</b>    |                                    |         |         |         |         |         |
| Yellow-eye mullet                                | <i>Aldrichetta forsteri</i>        | 2,021   | 1,447   |         |         |         |
| Sea mullet                                       | <i>Mugil cephalus</i>              |         |         |         |         |         |
| Flat-tail mullet                                 | <i>Liza argentea</i>               |         |         |         |         |         |
| Sand mullet                                      | <i>Myxus elongatus</i>             |         |         |         |         |         |
| Silver mullet                                    | <i>Mugil georgii</i>               | 10,126  | 12,705  | 12,460  | 11,719  | 11,181  |
| Blue-tail mullet                                 | <i>Valamugil seheli</i>            |         |         |         |         |         |
| Green-backed mullet                              | <i>Liza dussumieri</i>             |         |         |         |         |         |
| Diamond-scaled mullet                            | <i>L. vaigiensis</i>               |         |         |         |         |         |
| Short-finned pike                                | <i>Australuzza novaehollandiae</i> | 451     | 357     | 375     | 397     | 433     |
| Giant sea pike                                   | <i>Sphyraena jello</i>             |         |         |         |         |         |
| Pike   | <i>Sphyraenella obstusata</i>      | 23      | 23      | 18      | 21      | 40      |
| Barracuda  | <i>Agriophosphyraena barracuda</i> |         |         |         |         |         |
| Giant threadfin                                  | <i>Eleutheronema tetradactylum</i> | 123     | 143     | 140     | 198     | 166     |
| Threadfin  | <i>Polydactylus spp.</i>           |         |         |         |         |         |
|  | <b>Total</b>                       | 12,743  | 14,675  | 12,992  | 12,335  | 11,819  |

TABLE 10 - CARANX SPECIES, FISH, CROSSING AND BULLDOGS, AUSTRALIA - continued  
('000 lb estimated live weight)

| Species                                    |                                | 1964-65 | 1965-66 | 1966-67 | 1967-68 | 1968-69 |
|--|--------------------------------|---------|---------|---------|---------|---------|
| Common name                                | Scientific name                |         |         |         |         |         |
| <b>JACKS, POMPANOS AND SIMILAR SPECIES</b> |                                |         |         |         |         |         |
| Trevally                                   | Usacaranx nobilis & georgianus | 668     | 771     | 479     | 433     | 519     |
| Golden trevally                            | Gnathanodon speciosus          |         |         |         |         |         |
| Great trevally                             | Caranx sexfasciatus            |         |         |         |         |         |
| Turrum                                     | Carangoides emburyi            |         |         |         |         |         |
| Bludger                                    | C. gymnostethoides             |         |         |         |         |         |
| Gold spotted trevally                      | C. fulvoguttatus               |         |         |         |         |         |
| Tailor                                     | Pomatomus saltator             |         |         |         |         |         |
| Black kingfish                             | Rachycentron canadum           |         |         |         |         |         |
| Yellowtail kingfish                        | Seriola grandis                |         |         |         |         |         |
| Samson fish                                | S. hippos                      |         |         |         |         |         |
| Jack mackerel                              | Trachurus declivis             | 1,748   | 1,357   | 799     | 1,362   | 973     |
| Queenfish                                  | Chrorinemus lysan              | 785     | 453     | 564     | 495     | 639     |
| Dart                                       | Trachinotus russelli           | 67      | 124     | 122     | 85      | 106     |
| Snub-nosed dart                            | T. blochi                      | 1       | 3       | 36      | 18      | 62      |
| Deep sea trevalla                          | Hyperglophe porosa             | 62      | 82      | 85      | 80      | 61      |
| Warehou                                    | Seriolella brama               | ..      | 1       | 41      | 16      | 12      |
|  |                                | ..      | 6       | 1       | 1       | 2       |
|  | <u>Total</u>                   | 3,332   | 2,799   | 2,129   | 2,492   | 2,374   |

32.

|  |                         |       |        |        |        |       |
|--|-------------------------|-------|--------|--------|--------|-------|
| <b>PERCHES, CROAKERS, BREAMS, BASSES AND SIMILAR SPECIES</b> |                         |       |        |        |        |       |
| Tarwhine   | Rhabdosargus sarba      | 1,293 | 1,508  | 1,692  | 512    | 426   |
| Yellowfin bream  | Acanthopagrus australis |       |        |        |        |       |
| Pikey bream  | A. berda                |       |        |        |        |       |
| Black bream  | A. butcheri             |       |        |        |        |       |
| Western yellowfin bream                                      | A. latus                |       |        |        |        |       |
| Australian salmon  | Arripis trutta          |       |        |        |        |       |
| Ruff   | A. georgianus           |       |        |        |        |       |
| Snapper  | Chrysophrys auratus     |       |        |        |        |       |
| -  | Nemadactylus douglasi   |       |        |        |        |       |
| Morwong  | N. macropterus          |       |        |        |        |       |
| Queen snapper  | N. valenciennesi        | 8,291 | 11,184 | 14,898 | 15,658 | 9,464 |
| Dusky morwong  | Psilocranium nigricans  | 1,507 | 1,442  | 1,636  | 1,313  | 1,812 |
| Mulloway   | Sciaena antarctica      | 3,877 | 3,344  | 3,668  | 3,548  | 2,908 |
| Teraglin   | Zelucco atelodus        | 2,775 | 2,976  | 3,456  | 2,792  |       |
|  |                         | 433   | 9      | 284    | 169    | 2,616 |
|  |                         | 10    | 10     | 10     | 7      | 5     |
|  |                         | 21    | 26     | 22     | 12     | 8     |
|  |                         | 647   | 597    | 704    | 676    | 556   |
|  |                         | 266   | 402    | 214    | 135    | 111   |

TABLE 18. - CATCH BY SPECIES : FISH, CRUSTACEANS AND MOLLUSCS, AUSTRALIA - continued

('000 lb estimated live weight)

| Species   |   | 1964-65 | 1965-66 | 1966-67 | 1967-68 | 1968-69 |
|---|---|---------|---------|---------|---------|---------|
| Common name   | Scientific name   |         |         |         |         |         |
| PERCHES, CROAKERS, BREAMS, BASSES AND SIMILAR SPECIES - continued |   |         |         |         |         |         |
| Goldenlined whiting   | <i>Sillago analis</i>   |         |         |         |         |         |
| Sand whiting  | <i>S. ciliata</i>   |         | 786     | 760     | 864     | 982     |
| Trumpeter whiting   | <i>S. maculata</i>  | 3,658   |         |         |         |         |
| Western sand whiting  | <i>S. schomburgki</i>   |         | 400     | 509     | 530     | 384     |
| School whiting  | <i>S. bassensis</i>   |         | 140     | 421     | 204     | 409     |
| King George or spotted whiting                                    | <i>Sillaginodes punctatus</i>   |         | 2,274   | 1,930   | 2,081   | 2,063   |
| Javelin fish  | <i>Pomadasys hasta</i>  | 6       | 3       | 2       | ..      | ..      |
| Striped trumpeter   | <i>Latris lineatus</i>  |         |         | 2       | 2       | 4       |
| Bastard trumpeter   | <i>Latridopsis forsteri</i>   | 30      | 37      | 52      | 33      | 38      |
| Sweep   | <i>Scorpius aequipinnis</i>   | 6       | 4       | 7       | 5       | 5       |
| Cod   | <i>Epinephelus</i> , <i>Cephalopholis</i><br>and <i>Plectropomus</i> spp. | 260     | 344     | 315     | 271     | 264     |
| Blue, brown or red groper   | <i>Achoerodus gouldi</i>  | 27      | 32      | 29      | 29      | 21      |
| Parrot fish   | <i>Choerodon</i> and <i>Pseudolabrus</i><br>spp.                          | 61      | 42      | 38      | 33      | 19      |
| Butterfish  | <i>Selenotoca multifasciata</i>   | 43      | 37      | 36      | 57      | 40      |
| Giant perch   | <i>Lates calcarifer</i>   | 426     | 585     | 562     | 654     | 737     |
| Red emperor   | <i>Lutjanus sebae</i>   | 44      | 51      | 59      | 65      | 61      |
| Sweetlip  | <i>Plectorhynchus pictus</i>  | 18      | 5       | 7       | 2       | 5       |
| Emperor   | <i>Lethrinus</i> spp.   | 224     | 244     | 252     | 200     | 202     |
| Pearl perch   | <i>Glaucosoma scapulare</i>   | 9       | 12      | 14      | 9       | 11      |
| Westralian jewfish  | <i>G. hebraicum</i>   | 283     | 274     | 282     | 230     | 226     |
| Luderick  | <i>Girella tricuspidata</i>   | 1,356   | 1,698   | 1,455   | 1,486   | 1,410   |
| Stranger  | <i>Haletta semifasciata</i>   | 20      | 40      | 63      | 83      | 49      |
| Buffalo bream   | <i>Segutilum corneli</i>  | 29      | 17      | 17      | 28      | 26      |
| Long-finned pike  | <i>Dinolestes lewini</i>  | 76      | 100     | 107     | 133     | 93      |
| Red mullet  | <i>Upeneichthys porosus</i>   | 4       | 3       | 3       | 3       | 3       |
| Yellowtail perch  | <i>Amphitherapon caudavittata</i>   | 11      | 18      | 9       | 15      | 12      |
| Roach   | <i>Gerres ovatus</i>  | ..      | 1       | ..      | ..      | ..      |
|   | <u>Total</u>  | 25,714  | 28,646  | 33,514  | 33,394  | 26,529  |

| Species                                 |                                | 1964-65 | 1965-66 | 1966-67 | 1967-68 | 1968-69 |
|---|--------------------------------|---------|---------|---------|---------|---------|
| Common name                             | Scientific name                |         |         |         |         |         |
| FLATHEADS, GURNARDS AND SIMILAR SPECIES |                                |         |         |         |         |         |
| Red gurnard                             | Currupiscis kumu               | 346     | 407     | 400     | 332     | 117     |
| Latchet                                 | Pterygotrigla polyommata       | 263     | 243     | 193     | 224     | 182     |
| Bartailed flathead                      | Platycephalus indicus          | 1,914   | 1,649   | 584     | 592     | 481     |
| Dusky flathead                          | Neoplatycephalus fuscus        |         |         |         |         |         |
| Northern sand flathead                  | Trudis arenarius               | 4,407   | 3,582   | 3,583   | 3,639   | 4,508   |
| Tiger flathead                          | Neoplatycephalus richardsoni   |         |         |         |         |         |
| Sand flathead                           | Trudis bassensis               | 274     | 337     | 1,420   | 847     | 844     |
| Longnose flathead                       | T. caeruleopunctatus           | 8       | 5       | 5       | 1       | ..      |
| Rock flathead                           | Leviprora laevigata            | 233     | 252     | 257     | 291     | 243     |
|   | <u>Total</u>                   | 7,445   | 6,475   | 6,441   | 5,925   | 6,376   |
| ELASMOBRANCHS                           |                                |         |         |         |         |         |
| Gummy shark                             | Mustelus antarcticus           | 10,470  | 11,597  | 13,321  | 13,281  | 15,818  |
| School shark                            | Galeorhinus australis          |         |         |         |         |         |
| Dog shark                               | Squalus megalops               |         |         |         |         |         |
| Saw shark                               | Pristiophorus nudipinnis       |         |         |         |         |         |
| Other and unspecified shark             | -                              | 107     | 95      | 90      | 89      | 99      |
| White spotted ray                       | Rhynchobatus djiddensis        |         |         |         |         |         |
| Skate                                   | Raja australis                 |         |         |         |         |         |
| Other skates and rays                   | -                              |         |         |         |         |         |
|   | <u>Total</u>                   | 10,621  | 11,778  | 13,463  | 13,404  | 15,951  |
| MIXED AND UNIDENTIFIED SPECIES          |                                |         |         |         |         |         |
| Leatherjacket                           | Fam. Aluteridae                | 1,343   | 1,494   | 986     | 854     | 814     |
| Long tom                                | Tylosurus macleayanus          | 1       | 1       | ..      | ..      | ..      |
| Redfish                                 | Centroberyx affinis            | 244     | 183     | 266     | 495     | 873     |
| Black-barred garfish                    | Hemirhamphus commersoni        | 1,422   | 1,471   | 1,780   | 1,659   | 1,904   |
| Sea garfish                             | H. australis and H. melanochir |         |         |         |         |         |
| Shortnosed garfish                      | H. quoyi                       |         |         |         |         |         |
| River garfish                           | H. ardelio and regularis       |         |         |         |         |         |
| Three by two garfish                    | H. welsbyi                     | 716     | 469     | 483     | 585     | 236     |
| Snubnosed garfish                       | Arrhamphus sclerolepis         |         |         |         |         |         |
| John dory                               | Zeus faber                     | 255     | 206     | 197     | 155     | 158     |
| Cobbler                                 | Cnidoglanis macrocephalus      | ..      | 1       | 3       | 3       | ..      |
| Sea catfish                             | Netuma thalassina              | 30      | 34      | 17      | 10      | 4       |
| Rockling                                | Genypterus blacodes            | 2,838   | 2,671   | 3,349   | 3,612   | 3,828   |
| Other                                   | -                              |         |         |         |         |         |
|   | <u>Total</u>                   | 6,848   | 6,531   | 7,082   | 7,373   | 7,818   |
|   | <u>TOTAL FISH</u>              | 94,417  | 103,976 | 98,533  | 102,603 | 107,821 |

TABLE 18. CATCH BY SPECIES : FISH, CRUSTACEANS AND MOLLUSCS, AUSTRALIA - continued

| Species   |                                | 1964-65 | 1965-66 | 1966-67 | 1967-68  | 1968-69  |        |
|---|--------------------------------|---------|---------|---------|----------|----------|--------|
| Common name   | Scientific name                |         |         |         |          |          |        |
| <u>CRUSTACEANS ('000 lb gross weight)</u>           |                                |         |         |         |          |          |        |
| Rock lobster -                                      |                                |         |         |         |          |          |        |
| Southern rock lobster                               | <i>Jasus lalandei</i>          | 9,554   | 11,683  | 12,260  | } 33,040 | 28,819   |        |
| Eastern rock lobster                                | <i>J. verreauxi</i>            | 420     | 392     | 375     |          |          |        |
| Western rock lobster                                | <i>Panulirus cygnus</i>        | 16,378  | 17,794  | 18,943  |          |          |        |
| Tropical rock lobster                               | <i>P. ornatus</i>              | ..      | ..      | 1       |          |          |        |
| Bay lobster   | <i>Thenus orientalis</i>       | 30      | 29      | 26      |          |          |        |
| Freshwater crayfish                                 | <i>Euastacus serratus</i>      | 4       | 10      | 21      |          |          |        |
|   | <u>Total rock lobster</u>      | 26,386  | 29,908  | 31,626  | 33,107   | 28,883   |        |
| Crabs -   |                                |         |         |         |          |          |        |
| Mud crab  | <i>Scylla serrata</i>          | } 831   | 814     | 960     | 807      | 860      |        |
| Sand crab   | <i>Portunus pelagicus</i>      |         | 1       | 2       | 6        | 2        | ..     |
| Other   | -                              |         |         |         |          |          |        |
|   | <u>Total crab</u>              | 832     | 815     | 966     | 809      | 860      |        |
| Frawns (a)  | -                              | 12,076  | 12,547  | 13,624  | 20,101   | 21,414   |        |
|   | <u>TOTAL CRUSTACEANS</u>       | 39,293  | 43,270  | 46,215  | 54,017   | 51,158   |        |
| <u>MOLLUSCS ('000 lb estimated in-shell weight)</u> |                                |         |         |         |          |          |        |
| Octopus   | <i>Octopus spp.</i>            | 13      | 34      | } 404   | 396      | 407      |        |
| Squid   | <i>Loligo spp.</i>             | 217     | 233     |         |          |          |        |
| Cuttlefish  | <i>Sepia spp.</i>              | 1       | 3       |         |          |          |        |
| Oysters -   |                                |         |         |         |          |          |        |
| Western rock oyster                                 | <i>Crassostrea tuberculata</i> | 28      | 26      | 28      | 2        | } 16,574 |        |
| Sydney rock oyster                                  | <i>C. commercialis</i>         | 14,602  | 15,034  | 16,054  | 16,625   |          |        |
| Oyster  | <i>Ostrea angasi</i>           | 7       | 7       | 33      | 9        |          |        |
|   | <u>Total oyster</u>            | 14,636  | 15,067  | 16,115  | 16,636   |          | 16,574 |
| Scallops (a)  | -                              | 24,739  | 29,524  | 29,923  | 28,757   | 11,285   |        |
| Mussels   | <i>Mytilis planulatus</i>      | 334     | 425     | 260     | 246      | 119      |        |
| Abalone (a)   | -                              | 966     | 2,975   | 10,825  | 18,872   | 14,614   |        |
|   | <u>TOTAL MOLLUSCS</u>          | 40,907  | 48,262  | 57,527  | 64,908   | 42,999   |        |

(a) Particulars of the species caught in 1968-69 are shown for some States in Table 17 pages 28 and 29.

TABLE 19. - PRODUCTION AND VALUE OF PEARL-SHELL AND TROCHUS-SHELL

(Source : Department of Primary Industry)

| State or Territory | Quantity (ton) |       |       |       |       | Value (\$'000) |      |      |       |       |
|--------------------|----------------|-------|-------|-------|-------|----------------|------|------|-------|-------|
|                    | 1964           | 1965  | 1966  | 1967  | 1968  | 1964           | 1965 | 1966 | 1967  | 1968  |
| PEARL-SHELL        |                |       |       |       |       |                |      |      |       |       |
| Qld                | 215.4          | 193.3 | 179.6 | 189.2 | 137.9 | 164            | 138  | 122  | 99    | (b)61 |
| W.A.               | 79.9           | 97.4  | 103.2 | 132.7 | 117.0 | 67             | 82   | 108  | (b)91 | (b)90 |
| N.T.               | 5.4            | 8.9   | 16.6  | 4.8   | ..    | 2              | 4    | 7    | (b)1  | ..    |
| Aust. (a)          | 408.6          | 455.0 | 459.5 | 494.9 | 468.3 | 271            | 291  | 307  | 271   | 237   |
| TROCHUS-SHELL      |                |       |       |       |       |                |      |      |       |       |
| Qld                | 30.6           | 10.8  | 2.6   | 1.0   | 5.8   | 5              | 2    | ..   | ..    | 1     |

(a) Includes manufacturing shell produced from pearl culture operations for which details classified by States are not available for publication. (b) Estimated.

TABLE 20. - PEARL CULTURE OPERATIONS, AUSTRALIA

(Source : Department of Primary Industry)

|                          |          | 1964    | 1965    | 1966    | 1967    | 1968    |
|--------------------------|----------|---------|---------|---------|---------|---------|
| Purchases of shell       | No.      | 590,729 | 635,003 | 697,443 | 783,733 | 838,622 |
|                          | ton      | 288.3   | 311.6   | 345.5   | 427.6   | 440.1   |
| Production -             |          |         |         |         |         |         |
| Round and baroque pearls | No.      | 58,839  | 65,735  | 105,121 | 56,653  | 76,337  |
|                          | momme(a) | 35,892  | 40,098  | 63,073  | 30,061  | 42,854  |
|                          | \$'000   | 2,102   | 1,760   | 2,975   | 1,539   | 2,499   |
| Half pearls              | No.      | 232,887 | 278,637 | 264,012 | 266,466 | 522,247 |
|                          | \$'000   | 764     | 883     | 621     | 680     | 1,165   |
| Manufacturing shell      | ton      | 107.9   | 155.4   | 160.1   | 168.2   | 213.4   |
|                          | \$'000   | 38      | 67      | 70      | 80      | 86      |

(a) A momme is a pearl weight measurement equivalent to 3.769 gramme (metric weight) or 0.13 oz (avoirdupois).

TABLE 21. - WHALES TAKEN (a) AUSTRALIA

(Source : Department of Primary Industry)

|                    |  | 1965 | 1966 | 1967 | 1968 | 1969 |
|--------------------|--|------|------|------|------|------|
| Sex -              |  |      |      |      |      |      |
| Males              |  | 636  | 595  | 560  | 585  | 637  |
| Females            |  | 32   | 11   | 27   | 73   | 42   |
| Total whales taken |  | 668  | 606  | 587  | 658  | 679  |

(a) Sperm whales only were taken.

TABLE 22. - FISH PROCESSING, AUSTRALIA

('000 lb)

| Particulars                                       | 1964-65 | 1965-66 | 1966-67 | 1967-68 | 1968-69(a) |
|---|---------|---------|---------|---------|------------|
| Fish used -                                       |         |         |         |         |            |
| Whole   | 16,464  | 17,030  | 18,782  | 24,146  | 25,292     |
| Headed and/or gutted                              | 5,491   | 5,866   | 6,872   | 7,824   | 5,050      |
| Estimated live weight equivalent of all fish used | 22,900  | 23,900  | 26,700  | 33,200  | 31,200     |
| Production -                                      |         |         |         |         |            |
| Canned fish -                                     |         |         |         |         |            |
| Australian salmon                                 | 3,875   | 4,664   | 6,344   | 6,736   | 4,368      |
| Tuna  | 5,482   | 4,839   | 5,639   | 8,193   | 9,033      |
| Other   | 1,557   | 2,350   | 1,818   | 2,469   | 1,603      |
| <u>Total canned fish</u>                          | 10,914  | 11,853  | 13,801  | 17,398  | 15,004     |
| Smoked fish                                       | 222     | 258     | 241     | 259     | 175        |
| Fish paste  | 944     | 1,018   | 1,146   | 1,310   | 1,194      |
| Fish meal   | 2,373   | 1,778   | 1,805   | 1,714   | 2,179      |

(a) Subject to revision

TABLE 23. - WHALE PROCESSING, AUSTRALIA

(Source : Department of Primary Industry)

| Particulars                              | 1965   | 1966   | 1967   | 1968   | 1969   |
|--|--------|--------|--------|--------|--------|
| PRODUCTION OF WHALE OIL (barrels) (a)    |        |        |        |        |        |
| Sperm oil                                | 25,002 | 24,252 | 22,428 | 23,472 | 26,922 |
| VALUE (\$'000)                           |        |        |        |        |        |
| Oil                                      | 510    | 540    | 423    | 435    | 608    |
| By-products (meal, meat, solubles, etc.) | 244    | 398    | 282    | 313    | 349    |
| <u>Total</u>                             | 754    | 938    | 705    | 748    | 956    |

(a) 6 barrels = 1 ton

TABLE 24. - CONSUMPTION OF EDIBLE FISHERIES PRODUCTS, AUSTRALIA

(lb edible weight per head per annum)

| Particulars                     | 1964-65 | 1965-66 | 1966-67 | 1967-68 | 1968-69 |
|---------------------------------|---------|---------|---------|---------|---------|
| AUSTRALIAN ORIGIN               |         |         |         |         |         |
| Fresh and frozen -              |         |         |         |         |         |
| Fish (a)                        | 3.2     | 3.3     | 3.1     | 3.0     | 3.3     |
| Crustaceans and molluscs        | 1.4     | 1.4     | 1.7     | 2.0     | 1.6     |
| Cured (incl. smoked and salted) | ..      | ..      | ..      | ..      | ..      |
| Canned                          | 1.0     | 1.1     | 0.9     | 0.7     | 0.9     |
| <u>Total</u>                    | 5.6     | 5.8     | 5.7     | 5.7     | 5.8     |
| IMPORTED                        |         |         |         |         |         |
| Fresh and frozen -              |         |         |         |         |         |
| Fish                            | 3.0     | 3.8     | 3.3     | 3.5     | 3.8     |
| Crustaceans and molluscs        | 0.1     | 0.1     | 0.1     | 0.1     | 0.1     |
| Cured (incl. smoked and salted) | 0.7     | 0.9     | 0.6     | 0.7     | 0.8     |
| Canned                          | 2.3     | 2.4     | 2.4     | 2.2     | 2.1     |
| <u>Total</u>                    | 6.1     | 7.2     | 6.4     | 6.5     | 6.8     |
| TOTAL                           |         |         |         |         |         |
| Fresh and frozen -              |         |         |         |         |         |
| Fish                            | 6.2     | 7.1     | 6.4     | 6.5     | 7.1     |
| Crustaceans and molluscs        | 1.5     | 1.5     | 1.8     | 2.1     | 1.7     |
| Cured (incl. smoked and salted) | 0.7     | 0.9     | 0.6     | 0.7     | 0.8     |
| Canned                          | 3.3     | 3.5     | 3.3     | 2.9     | 3.0     |
| <u>Total</u>                    | 11.7    | 13.0    | 12.1    | 12.2    | 12.6    |

(a) Includes an allowance for non-commercial catch of fish.

IV OVERSEAS TRADE

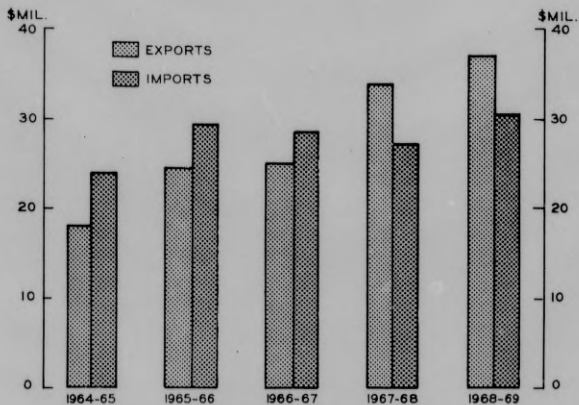
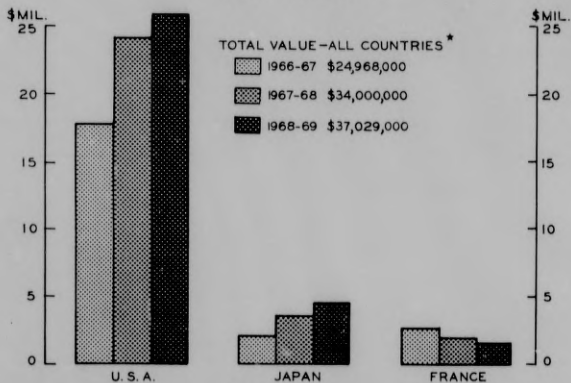
Exports

Imports

Overseas Prices

## EXPORTS AND IMPORTS OF EDIBLE FISHERIES PRODUCTS

AUSTRALIA - 1964-65 TO 1968-69

EXPORTS OF EDIBLE FISHERIES PRODUCTS, AUSTRALIA  
BY MAJOR COUNTRY OF CONSIGNMENT  
1966-67 TO 1968-69

\* SEE TABLE 25 AND 27

TABLE 25. - EXPORTS OF EDIBLE FISHERIES PRODUCTS, AUSTRALIA

|                                | Quantity   |         |         | Value             |         |         |
|--------------------------------|------------|---------|---------|-------------------|---------|---------|
|                                | 1966-67    | 1967-68 | 1968-69 | 1966-67           | 1967-68 | 1968-69 |
| AUSTRALIAN PRODUCE             |            |         |         |                   |         |         |
| Fresh and frozen -             | -'000 lb - |         |         | - \$'000 f.o.b. - |         |         |
| Fish -                         |            |         |         |                   |         |         |
| Tuna                           | 832        | 15      | 4       | 149               | 3       | 1       |
| Other                          | 156        | 281     | 229     | 62                | 113     | 87      |
| Crustaceans and molluscs -     |            |         |         |                   |         |         |
| Rock lobster - whole           | 97         | 188     | 326     | 84                | 211     | 374     |
| - tails                        | 10,266     | 11,016  | 9,074   | 17,172            | 22,540  | 22,754  |
| Prawns                         | 2,078      | 3,290   | 6,383   | 2,192             | 3,476   | 7,405   |
| Scallops                       | 2,454      | 3,173   | 1,038   | 1,484             | 2,245   | 804     |
| Abalone                        | 755        | 2,134   | 2,659   | 371               | 1,227   | 1,684   |
| Other                          | 151        | 153     | 107     | 60                | 57      | 54      |
| Boiled and frozen -            |            |         |         |                   |         |         |
| Crustaceans and molluscs -     |            |         |         |                   |         |         |
| Prawns                         | 475        | 282     | 251     | 337               | 224     | 232     |
| Rock lobster, whole            | 1,233      | 845     | 642     | 1,184             | 869     | 891     |
| Other                          | 19         | 9       | 11      | 15                | 18      | 16      |
| Prepared and preserved -       |            |         |         |                   |         |         |
| Fish -                         |            |         |         |                   |         |         |
| Salmon                         | 302        | 220     | 150     | 106               | 82      | 63      |
| Tuna                           | 74         | 55      | 118     | 32                | 24      | 52      |
| Other                          | 169        | 109     | 80      | 67                | 40      | 37      |
| Crustaceans and molluscs -     |            |         |         |                   |         |         |
| Abalone                        | 2,181      | 4,156   | 4,054   | 1,217             | 2,305   | 2,116   |
| Other                          | 254        | 103     | 47      | 175               | 71      | 54      |
| Other (including other n.e.i.) | 155        | 163     | 125     | 141               | 245     | 275     |
| <u>Total</u>                   | -          |         |         | 24,848            | 33,750  | 36,899  |
| RE-EXPORTS                     |            |         |         |                   |         |         |
| <u>Total</u>                   | -          |         |         | 123               | 250     | 130     |
| TOTAL                          |            |         |         |                   |         |         |
| <u>GRAND TOTAL</u>             | -          |         |         | 24,968            | 34,000  | 37,029  |

TABLE 26. - EXPORTS OF NON-EDIBLE FISHERIES PRODUCTS, AUSTRALIA

|                             |          | Quantity          |         |         | Value   |         |         |
|-----------------------------|----------|-------------------|---------|---------|---------|---------|---------|
|                             |          | 1966-67           | 1967-68 | 1968-69 | 1966-67 | 1967-68 | 1968-69 |
| Australian produce -        |          | - \$'000 f.o.b. - |         |         |         |         |         |
| Whale meat                  | '000 lb  | (a)               | (a)     | (a)     | (a)     | (a)     | (a)     |
| Whale oil                   | '000 gal | 932               | 1,532   | 1,315   | 466     | 640     | 502     |
| Other oils                  | "        | ..                | 1       | ..      | 1       | 2       | 1       |
| Pearl-shell                 | cwt      | 11,843            | 10,752  | 11,069  | 540     | 381     | 456     |
| Other shell (incl. trochus) | "        | 753               | 706     | 1,059   | 32      | 15      | 11      |
| Natural pearls              |          | -                 | -       | -       | 19      | 12      | 17      |
| Cultured pearls -           |          |                   |         |         |         |         |         |
| Round pearls                | No.      | 103,091           | 49,800  | 67,936  | 1,377   | 724     | 1,491   |
| Baroque pearls              | "        | 11,495            | 7,304   | 22,179  | 53      | 54      | 144     |
| Half round pearls           | "        | 259,206           | 366,582 | 629,241 | 458     | 754     | 1,646   |
| Total Australian produce    |          | —                 |         |         | 2,946   | 2,582   | 4,268   |
| Re-exports                  |          | —                 |         |         | 44      | 58      | 138     |
| <u>GRAND TOTAL</u>          |          | —                 |         |         | 2,990   | 2,640   | 4,406   |

(a) Not recorded separately.

TABLE 27. - EXPORTS OF EDIBLE FISHERIES PRODUCTS, BY COUNTRY OF CONSIGNMENT, 1968-69

| Country of consignment   | Quantity                   |                          |                        |                          |                           | Value         |
|--------------------------|----------------------------|--------------------------|------------------------|--------------------------|---------------------------|---------------|
|                          | Fresh or boiled and frozen |                          | Prepared and preserved |                          | Other (incl other n.e.i.) |               |
|                          | Fish                       | Crustaceans and molluscs | Fish                   | Crustaceans and molluscs |                           |               |
| - '000 lb -              |                            |                          |                        |                          |                           | \$'000 f.o.b. |
| United States of America | ..                         | 11,383                   | 25                     | 481                      | 68                        | 25,977        |
| Japan                    | 3                          | 4,689                    | 1                      | 386                      | 1                         | 4,577         |
| France                   | 15                         | 1,513                    | 9                      | 22                       | ..                        | 1,583         |
| Hong Kong                | 18                         | 923                      | ..                     | 1,598                    | 17                        | 1,415         |
| United Kingdom           | 8                          | 509                      | 2                      | 56                       | ..                        | 636           |
| South Africa             | 1                          | 341                      | 2                      | ..                       | ..                        | 494           |
| Malaysia                 | ..                         | 36                       | ..                     | 554                      | ..                        | 293           |
| Papua and New Guinea     | 68                         | 139                      | 52                     | 16                       | 36                        | 283           |
| Italy                    | 3                          | 78                       | ..                     | ..                       | ..                        | 80            |
| Belgium - Luxembourg     | ..                         | 57                       | ..                     | ..                       | ..                        | 50            |
| Other                    | 171                        | 887                      | 355                    | 1,006                    | 9                         | 1,641         |
| Total                    | 287                        | 20,555                   | 446                    | 4,119                    | 131                       | 37,029        |

TABLE 28. - EXPORTS OF WHOLE ROCK LOBSTER (a), BY COUNTRY OF CONSIGNMENT  
AND BY STATE OF SHIPMENT

|                           | Quantity    |         |         | Value             |         |         |
|---------------------------|-------------|---------|---------|-------------------|---------|---------|
|                           | 1966-67     | 1967-68 | 1968-69 | 1966-67           | 1967-68 | 1968-69 |
|                           | - '000 lb - |         |         | - \$'000 f.o.b. - |         |         |
| Country of consignment -  |             |         |         |                   |         |         |
| France                    | 901         | 657     | 639     | 858               | 631     | 849     |
| Singapore                 | 29          | 52      | 80      | 30                | 56      | 112     |
| Italy                     | 65          | 84      | 78      | 53                | 78      | 79      |
| United States of America  | 171         | 101     | 50      | 156               | 176     | 59      |
| Belgium-Luxembourg        | 36          | 15      | 12      | 35                | 15      | 16      |
| Other                     | 131         | 124     | 109     | 137               | 124     | 151     |
| State of final shipment - |             |         |         |                   |         |         |
| New South Wales           | 25          | 16      | 13      | 24                | 17      | 19      |
| Victoria                  | 218         | 280     | 199     | 183               | 283     | 228     |
| Queensland                | ..          | ..      | ..      | ..                | ..      | ..      |
| South Australia           | 97          | 97      | 223     | 91                | 96      | 261     |
| Western Australia         | 915         | 599     | 515     | 909               | 608     | 740     |
| Tasmania                  | 77          | 42      | 18      | 63                | 17      | 18      |
| <u>Total</u>              | 1,332       | 1,034   | 968     | 1,269             | 1,081   | 1,266   |
| Australian produce        | 1,330       | 1,033   | 967     | 1,268             | 1,080   | 1,266   |
| Re-exports                | 2           | 1       | 1       | 2                 | 1       | 1       |

(a) Fresh or boiled, and frozen

TABLE 29. - EXPORTS OF ROCK LOBSTER TAILS (a), BY COUNTRY OF CONSIGNMENT  
AND BY STATE OF SHIPMENT

|                           | Quantity    |         |         | Value             |         |         |
|---------------------------|-------------|---------|---------|-------------------|---------|---------|
|                           | 1966-67     | 1967-68 | 1968-69 | 1966-67           | 1967-68 | 1968-69 |
|                           | - '000 lb - |         |         | - \$'000 f.o.b. - |         |         |
| Country of consignment -  |             |         |         |                   |         |         |
| United States of America  | 10,014      | 10,904  | 8,970   | 16,808            | 22,325  | 22,554  |
| France                    | 174         | 36      | 60      | 220               | 83      | 88      |
| Other                     | 78          | 76      | 48      | 144               | 132     | 120     |
| State of final shipment - |             |         |         |                   |         |         |
| New South Wales           | 67          | 592     | 725     | 123               | 1,233   | 1,861   |
| Victoria                  | 829         | 802     | 761     | 1,342             | 1,519   | 1,710   |
| Queensland                | ..          | 7       | ..      | ..                | 9       | 1       |
| South Australia           | 998         | 736     | 682     | 1,315             | 1,297   | 1,586   |
| Western Australia         | 8,031       | 8,639   | 6,530   | 13,871            | 17,988  | 16,648  |
| Tasmania                  | 342         | 240     | 379     | 521               | 493     | 956     |
| <u>Total</u>              | 10,266      | 11,016  | 9,078   | 17,172            | 22,540  | 22,762  |
| Australian produce        | 10,266      | 11,016  | 9,074   | 17,172            | 22,540  | 22,754  |
| Re-exports                | ..          | ..      | 4       | ..                | ..      | 8       |

(a) Fresh and frozen.

TABLE 30. - EXPORTS OF PRAWNS (a), BY COUNTRY OF CONSIGNMENT

## AND BY STATE OF SHIPMENT

|                           | Quantity    |         |         | Value             |         |         |
|---------------------------|-------------|---------|---------|-------------------|---------|---------|
|                           | 1966-67     | 1967-68 | 1968-69 | 1966-67           | 1967-68 | 1968-69 |
|                           | - '000 lb - |         |         | - \$'000 f.o.b. - |         |         |
| Country of consignment -  |             |         |         |                   |         |         |
| Japan                     | 1,654       | 2,548   | 3,274   | 1,676             | 2,648   | 3,716   |
| United States of America  | 198         | 349     | 2,014   | 254               | 327     | 2,291   |
| United Kingdom            | 6           | 175     | 500     | 4                 | 152     | 592     |
| South Africa              | 115         | 286     | 339     | 126               | 378     | 491     |
| Papua and New Guinea      | 95          | 109     | 121     | 96                | 122     | 140     |
| Canada                    | 32          | 34      | 118     | 28                | 31      | 132     |
| Okinawa                   | 29          | 12      | 103     | 29                | 10      | 114     |
| New Caledonia             | 55          | 60      | 56      | 58                | 61      | 60      |
| Switzerland               | 26          | 2       | 45      | 18                | 3       | 41      |
| Netherlands               | 16          | 34      | 18      | 11                | 26      | 18      |
| Other                     | 350         | 122     | 102     | 250               | 96      | 97      |
| State of final shipment - |             |         |         |                   |         |         |
| New South Wales           | 148         | 92      | 292     | 155               | 93      | 350     |
| Victoria                  | 34          | 40      | 64      | 47                | 45      | 70      |
| Queensland                | 639         | 1,135   | 3,524   | 675               | 1,314   | 4,101   |
| South Australia           | 7           | 34      | 319     | 4                 | 32      | 398     |
| Western Australia         | 1,748       | 2,430   | 1,878   | 1,668             | 2,370   | 2,167   |
| Northern Territory        | ..          | ..      | 614     | ..                | ..      | 605     |
| <u>Total</u>              | 2,576       | 3,731   | 6,690   | 2,550             | 3,854   | 7,692   |
| Australian produce        | 2,552       | 3,573   | 6,644   | 2,529             | 3,700   | 7,648   |
| Re-exports                | 23          | 158     | 56      | 21                | 154     | 54      |

(a) Fresh or boiled, and frozen

TABLE 31. - EXPORTS OF TUNA (a), BY COUNTRY OF CONSIGNMENT

## AND BY STATE OF SHIPMENT

|                           | Quantity  |         |         | Value             |         |         |
|---------------------------|-----------|---------|---------|-------------------|---------|---------|
|                           | 1966-67   | 1967-68 | 1968-69 | 1966-67           | 1967-68 | 1968-69 |
|                           | '000 lb - |         |         | - \$'000 f.o.b. - |         |         |
| Country of consignment    |           |         |         |                   |         |         |
| United States of America  | 24        | 2       | ..      | 3                 | ..      | ..      |
| Italy                     | 800       | 2       | ..      | 143               | ..      | ..      |
| Malta                     | ..        | 7       | ..      | ..                | 1       | ..      |
| Hong Kong                 | ..        | 1       | ..      | ..                | 1       | ..      |
| Papua and New Guinea      | 6         | ..      | 5       | 3                 | ..      | 2       |
| Other                     | 4         | 3       | ..      | 1                 | 1       | ..      |
| State of final shipment - |           |         |         |                   |         |         |
| New South Wales           | 49        | ..      | 5       | 13                | ..      | 2       |
| Victoria                  | ..        | ..      | ..      | ..                | ..      | ..      |
| Queensland                | ..        | ..      | ..      | ..                | ..      | ..      |
| South Australia           | 761       | 1       | ..      | 134               | 1       | ..      |
| Western Australia         | 24        | 14      | ..      | 3                 | 2       | ..      |
| <u>Total</u>              | 834       | 15      | 5       | 150               | 3       | 2       |
| Australian produce        | 832       | 15      | 4       | 149               | 3       | 1       |
| Re-exports                | 2         | ..      | 1       | 1                 | ..      | 1       |

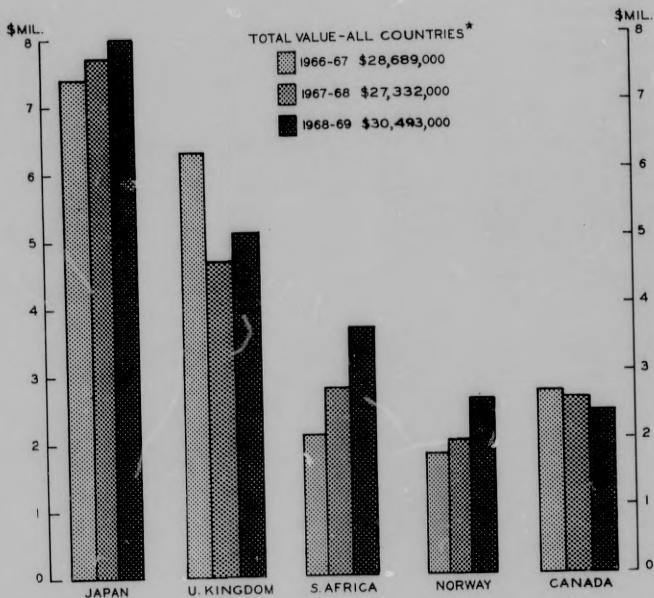
(a) Fresh and frozen

TABLE 32. - IMPORTS OF EDIBLE FISHERIES PRODUCTS, AUSTRALIA

|                               | Quantity    |         |         | Value             |         |         |
|-------------------------------|-------------|---------|---------|-------------------|---------|---------|
|                               | 1966-67     | 1967-68 | 1968-69 | 1966-67           | 1967-68 | 1968-69 |
|                               | - '000 lb - |         |         | - \$'000 f.o.b. - |         |         |
| Fresh and frozen -            |             |         |         |                   |         |         |
| Fish                          | 42,976      | 45,690  | 50,504  | 10,516            | 9,999   | 12,090  |
| Crustaceans and molluscs -    |             |         |         |                   |         |         |
| Prawns and shrimps            | 1,775       | 441     | 918     | 1,355             | 355     | 689     |
| Other                         | 620         | 628     | 789     | 423               | 282     | 527     |
| Boiled and frozen -           |             |         |         |                   |         |         |
| Crustaceans                   | 225         | 127     | 317     | 162               | 105     | 335     |
| Prepared and preserved -      |             |         |         |                   |         |         |
| Smoked fish                   | 6,022       | 7,478   | 8,515   | 1,205             | 1,628   | 1,921   |
| Salted or in brine -          |             |         |         |                   |         |         |
| Fish                          | 1,213       | 1,270   | 1,625   | 256               | 266     | 344     |
| Crustaceans and molluscs      | 31          | 54      | 10      | 15                | 10      | 4       |
| Dried but not salted -        |             |         |         |                   |         |         |
| Fish                          | 107         | 146     | 146     | 65                | 80      | 79      |
| Crustaceans and molluscs      | 20          | 28      | 33      | 27                | 34      | 47      |
| Canned or bottled -           |             |         |         |                   |         |         |
| Fish -                        |             |         |         |                   |         |         |
| Herring                       | 5,844       | 4,676   | 4,429   | 1,281             | 1,095   | 1,136   |
| Salmon                        | 12,785      | 11,226  | 10,601  | 7,705             | 6,681   | 6,485   |
| Sardines                      | 5,318       | 6,260   | 6,101   | 1,919             | 2,306   | 2,411   |
| Tuna                          | 148         | 258     | 278     | 51                | 93      | 100     |
| Other                         | 2,870       | 2,241   | 2,275   | 747               | 749     | 785     |
| Crustaceans and molluscs -    |             |         |         |                   |         |         |
| Prawns and shrimps            | 183         | 331     | 269     | 161               | 273     | 190     |
| Crabs                         | 395         | 757     | 465     | 489               | 1,009   | 726     |
| Oysters                       | 191         | 260     | 221     | 69                | 91      | 77      |
| Other                         | 663         | 737     | 886     | 352               | 391     | 481     |
| Potted or concentrated -      |             |         |         |                   |         |         |
| Fish                          | 283         | 117     | 120     | 159               | 121     | 117     |
| Crustaceans and molluscs      | 40          | 36      | 23      | 39                | 39      | 20      |
| Other prepared or preserved - |             |         |         |                   |         |         |
| Fish                          | 464         | 694     | 576     | 148               | 227     | 175     |
| Crustaceans and molluscs      | 1,807       | 1,711   | 2,039   | 1,481             | 1,444   | 1,686   |
| Other n.e.i.                  | 271         | 229     | 271     | 64                | 54      | 69      |
| <u>Total</u>                  |             | -       |         | 28,689            | 27,332  | 30,493  |

# IMPORTS OF EDIBLE FISHERIES PRODUCTS, AUSTRALIA BY MAJOR COUNTRIES OF ORIGIN

1966-67 TO 1968-69



\* SEE TABLE 32 AND 34

TABLE 33. - IMPORTS OF NON-EDIBLE FISHERIES PRODUCTS, AUSTRALIA

|  |              | Quantity |          |          | Value             |         |         |
|--|--------------|----------|----------|----------|-------------------|---------|---------|
|  |              | 1966-67  | 1967-68  | 1968-69  | 1966-67           | 1967-68 | 1968-69 |
|  |              |          |          |          | - \$'000 f.o.b. - |         |         |
| Fish waste   | '000 lb      | ..       | 1,495    | 269      | ..                | 61      | 10      |
| Fish heads, fresh or frozen                                    | '000 lb      | 291      | 78       | 1,518    | 16                | 3       | 90      |
| Fish, not for human consumption                                | '000         | 1,429    | (a)1,970 | (a)2,524 | 103               | (a)133  | (a)184  |
| Fish meals   | '000 centals | 311      | 618      | 652      | 2,152             | 3,097   | 3,140   |
| Whale oil  | '000 gal     | 849      | 959      | 758      | 866               | 702     | 440     |
| Cod-liver oil  | '000 gal     | 93       | 94       | 83       | 84                | 81      | 74      |
| Other oils (including seal oil)                                | '000 gal     | 75       | 90       | 126      | 75                | 74      | 77      |
| Coral and shells and their waste                               | cwt          | 576      | 787      | 1,230    | 16                | 20      | 24      |
| Tortoise shell (including turtle shell, claws and their waste) | cwt          | 30       | 37       | 29       | 16                | 18      | 14      |
| Pearls   |              | -        | -        | -        | 583               | 451     | 720     |
| <u>Total</u>   |              |          |          |          | 3,811             | 4,640   | 4,773   |

(a) Includes live fish whether or not fit for human consumption.

TABLE 34. - IMPORTS OF EDIBLE FISHERIES PRODUCTS, BY COUNTRY OF ORIGIN

1968-69

| Country of origin        | Quantity                    |                         |                   |                        |                             | Other n.e.l. | Value \$'000 f.o.b. |
|--------------------------|-----------------------------|-------------------------|-------------------|------------------------|-----------------------------|--------------|---------------------|
|                          | Fresh or boiled, and frozen | Prepared and preserved  |                   |                        | Other prepared or preserved |              |                     |
|                          |                             | Smoked, salted or dried | Canned or bottled | Potted or concentrated |                             |              |                     |
|                          |                             |                         |                   |                        |                             |              | - '000 lb -         |
| Japan                    | 8,262                       | 4                       | 10,172            | 2                      | 74                          | 2            | 7,960               |
| United Kingdom           | 12,685                      | 2,157                   | 3,380             | 27                     | 134                         | ..           | 5,141               |
| South Africa             | 11,723                      | 7,031                   | 254               | ..                     | ..                          | ..           | 3,733               |
| Norway                   | 3,933                       | 335                     | 3,069             | 11                     | 417                         | 202          | 2,585               |
| Canada                   | 1,738                       | 231                     | 3,416             | 17                     | 50                          | 56           | 2,407               |
| New Zealand              | 6,403                       | 61                      | 243               | ..                     | 101                         | 6            | 2,236               |
| India                    | 40                          | 9                       | ..                | ..                     | 944                         | ..           | 745                 |
| Germany, Fed. Rep.       | 1,349                       | 14                      | 1,335             | 30                     | 2                           | 1            | 738                 |
| United States of America | 491                         | 13                      | 392               | ..                     | 82                          | 3            | 590                 |
| U.S.S.R.                 | 5                           | ..                      | 419               | 1                      | ..                          | ..           | 437                 |
| Other                    | 5,899                       | 475                     | 2,845             | 55                     | 811                         | 1            | 3,921               |
| <u>Total</u>             | 52,528                      | 10,330                  | 25,525            | 143                    | 2,615                       | 271          | 30,493              |

TABLE 35. - WHOLESALE SELLING PRICES FOR AUSTRALIAN ROCK LOBSTER TAILS - NEW YORK1968-69

(Source : Department of Primary Industry.)

(\$US per lb)

|           | 4-6 oz    | 6-8 oz    | 8-10 oz   | 10-12 oz  | 12-16 oz  | 16-20 oz | 20 oz<br>and over |
|-----------|-----------|-----------|-----------|-----------|-----------|----------|-------------------|
| 1968-July | 3.25      | 3.25      | 2.95-3.20 | 2.90-3.10 | (a)       | 2.45     | 2.35              |
| August    | (a)       | (a)       | 3.05-3.15 | 3.05-3.15 | 2.80-2.85 | 2.40     | 2.30              |
| Sept.     | (a)       | (a)       | (a)       | (a)       | 2.85      | 2.40     | (a)               |
| Oct.      | (a)       | (a)       | (a)       | (a)       | 2.80      | (a)      | (a)               |
| Nov.      | (a)       | (a)       | (a)       | (a)       | 2.85      | (a)      | (a)               |
| Dec.      | (a)       | (a)       | (a)       | (a)       | (a)       | (a)      | (a)               |
| 1969-Jan. | (a)       | (a)       | (a)       | (a)       | (a)       | (a)      | (a)               |
| Feb.      | (a)       | (a)       | (a)       | (a)       | (a)       | (a)      | (a)               |
| March     | 3.60-3.65 | 3.65-3.70 | 3.60-3.70 | 3.55      | (a)       | 2.75     | 2.45-2.50         |
| April     | (a)       | 3.65-3.70 | 3.60-3.65 | 3.55-3.60 | (a)       | (a)      | (a)               |
| May       | (a)       | (a)       | (a)       | (a)       | (a)       | (a)      | (a)               |
| June      | (a)       | (a)       | (a)       | (a)       | (a)       | (a)      | (a)               |

(a) Not quoted.

(\$A1 is equivalent to \$US1.12)

J. P. O'NEILL  
ACTING COMMONWEALTH STATISTICIAN

COMMONWEALTH BUREAU OF CENSUS AND STATISTICSCANBERRA, A.C.T. 260014 AUGUST 1970

NOTE. Inquiries concerning these statistics may be made in Canberra by telephoning 490211 extension 391 or, in each State capital, by telephoning the office of the Bureau of Census and Statistics.