



AUSTRALIAN BUREAU OF STATISTICS Canberra

CATALOGUE 5425.0

NOON 4 FEBRUARY 1981

CUSTOMS AND EXCISE REVENUE, AUSTRALIA : SEPTEMBER 1980

INQUIRIES

If you want to know more about these statistics ring Mrs Rhoda Jarman on Canberra (062) 52 5422 or write to Information Services, ABS, P.O. Box 10, Belconnen, A.C.T. 2616.

For copies of this publication contact Information Services, Canberra (062) 52 6627 or State Offices.

EXPLANATORY NOTES

Introduction

This publication contains information on government revenue collected on imported goods, in the form of customs duty, and from goods manufactured in Australia, in the form of excise duty. In addition some information is provided on primage duty paid on imported goods. Statistics for 1979-80 and 1980-81 are preliminary and subject to revision.

Source of data

2. Details of customs and primage duty payable are compiled by the ABS from documentation submitted by importers or their agents to the Bureau of Customs.

3. Details of excise duty payable are compiled by the ABS from documentation submitted by Australian manufacturers to the Bureau of Customs. Further details on, or copies of, the Customs Excise Tariff are available from the Bureau of Customs in Canberra or State Customs houses.

Statistical period

4. The statistical month for the statistics in this publication is the month in which documents were passed by the Bureau of Customs for processing by the ABS. For customs duty this may not be the month of arrival in Australia of the imported goods or the month in which duty was actually paid. Similarly, for excise duty this may not be the month in which the goods were manufactured or the month in which the duty was actually paid.

Description of terms

5. *Customs duty*: Duty paid under the *Customs Tariff Act 1966* on imported goods entering Australia for home consumption. Duty is paid either on arrival of the goods in Australia or, if the goods are stored in a Customs approved bonded warehouse, upon clearance from the warehouse.

6. *Excise duty*: Duty paid under the *Excise Act 1975* on certain goods manufactured in Australia.

7. *Primage duty*: is an ad valorem duty imposed in addition to the normal rates of duty on specified imported goods.

8. *Refunds and drawbacks*: A claim for refund of duty arises in most cases because goods on which duty has been paid are subsequently granted by-law admission. Claims can also arise because of goods being damaged

during shipment, short-shipment of goods (i.e. the expected shipment on which duty was paid was larger than the actual shipment), or where an importer over-estimates the duty payable and is subsequently reimbursed. A claim for drawback arises when goods on which duty has been collected are subsequently exported or re-exported.

9. *State*: The State details shown in Tables 4-9 refer to the State in which the relevant documents were lodged with the Bureau of Customs i.e. they represent the State in which duty was paid and refer to amounts collected in each State. It is important to note that excise duty levied on a particular commodity may have been paid in a State other than the State in which the commodity was consumed. For these reasons State figures shown should not be taken as an accurate measure of consumption or usage in that State.

10. *Quantity*: Quantities shown in this publication are those quantities of imported and locally manufactured goods which attract duty. Quantities for 'duty free' items are excluded.

11. *Petroleum credits*: Australian government departments, most Commonwealth authorities and all diplomatic missions can claim a refund of the duty paid on certain petroleum products. As details of these refunds are not available to the ABS, *refunds and drawbacks* statistics on petroleum products contained in this publication are understated and net revenue statistics overstated, on this account.

Special returns system

12. More detailed and/or timely import clearance statistics for individual commodity items are available through subscription to the pre-paid Overseas Trade Special Return Service. Subscribers to this service can obtain by post, computer-produced 'special returns' according to a limited number of formats, for a charge consistent with the level of detail required. Special returns are available on a monthly or less frequent basis and application forms are available from the Overseas Trade Section in Canberra, or from each State office of the ABS.

Related publications

13. Other ABS publications which may be of interest include:

Imports Cleared for Home Consumption, Australia: Part 1, Chapters 1-67 of the Customs Tariff, 1977-78 (5412.0)

Imports Cleared for Home Consumption, Australia: Part 2, Chapters 68-99 of the Customs Tariff, 1977-78 (5413.0)

Production Statistics, Australia (Preliminary) (8301.0)—issued monthly

Production Bulletin No. 3: Food, Drink and Tobacco, Australia (8359.0)—issued monthly.

14. Current publications produced by the ABS are listed in the *Catalogue of Publications, Australia (1101.0)* which is available free of charge from any ABS Office.

Symbols and other usages

— nil or rounded to zero

. . . not applicable

Doz packs dozen packs

kg kilograms

l litres

l.l litres alcohol

no. number

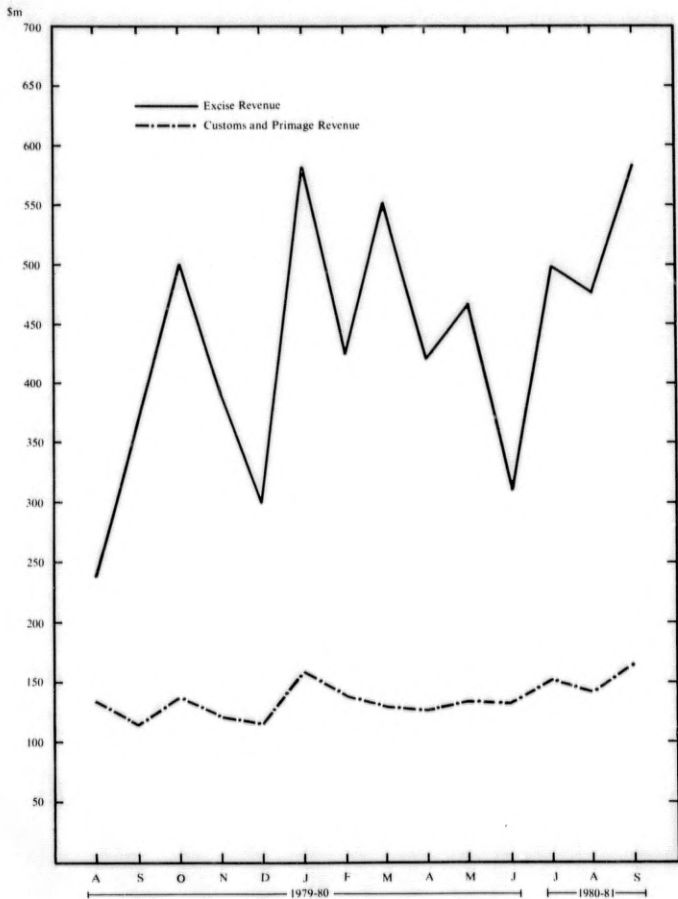
15. Where figures have been rounded discrepancies may occur between sums of the component items and totals.

R. J. CAMERON
Australian Statistician

TABLE 1. CUSTOMS, PRIMAGE AND EXCISE: REVENUE COLLECTED

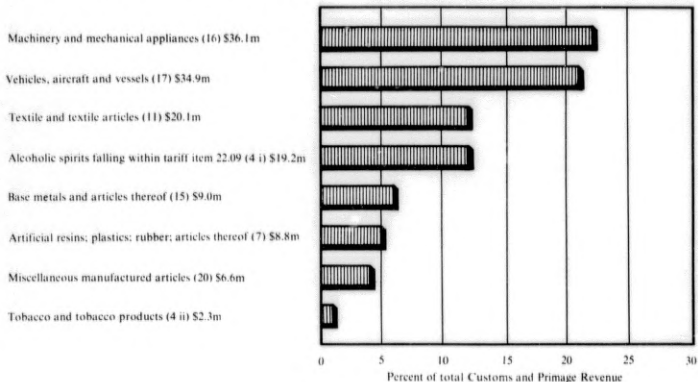
Period	Customs duty		Primage duty		Excise duty		Total gross revenue
	Revenue	Percentage of total gross revenue	Revenue	Percentage of total gross revenue	Revenue	Percentage of total gross revenue	
	\$'000		\$'000		\$'000		\$'000
1977-78	1,145,258	29.4	10,426	0.3	2,739,766	70.3	3,895,450
1978-79	1,378,923	26.3	10,680	0.2	3,852,702	73.5	5,242,305
1979-80	1,576,233	24.5	8,838	0.1	4,851,025	75.4	6,436,095
1979-80—							
August	133,033	35.7	1,106	0.3	238,484	64.0	372,622
September	112,833	23.5	792	0.2	367,350	76.4	480,975
October	134,896	21.2	868	0.1	500,217	78.7	635,981
November	118,992	23.2	666	0.1	392,468	76.6	512,127
December	114,041	27.5	595	0.1	300,459	72.4	415,096
January	157,676	21.3	1,008	0.1	580,589	78.5	739,273
February	136,633	24.3	1,039	0.2	425,111	75.5	562,783
March	127,988	18.9	752	0.1	548,771	81.0	677,511
April	125,990	23.0	418	0.1	420,685	76.9	547,092
May	133,567	22.2	391	0.1	466,852	77.7	600,811
June	132,017	29.9	341	0.1	308,792	70.0	441,151
1980-81—							
July	150,567	23.2	479	0.1	498,523	76.7	649,569
August	140,215	22.7	633	0.1	476,523	77.2	617,372
September	163,652	21.9	449	0.1	581,660	78.0	745,762

CUSTOMS, PRIMAGE AND EXCISE REVENUE COLLECTED

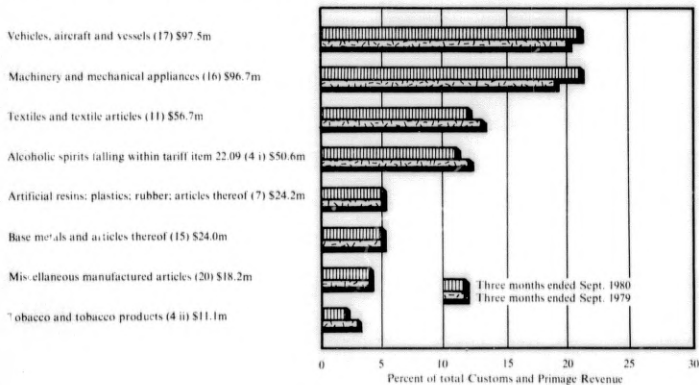


**DISTRIBUTION OF CUSTOMS AND PRIMA GE REVENUE COLLECTED BY
MAJOR CUSTOMS TARIFF DIVISIONS (a)**

September 1980 - Total Customs and Primage Revenue \$164.1m



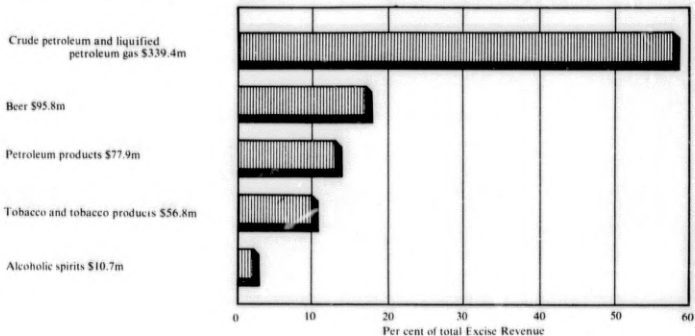
Three months ended September 1980 - Total Customs and Primage Revenue \$456.1m



(a) The major Customs Tariff Divisions are indicated by a 2 digit figure in brackets and correspond to the Divisions in the *Australian Customs Tariff* and represent 84% and 83% respectively of total Customs and Primage Revenue collected for September 1980 and the three months ended September 1980.

DISTRIBUTION OF EXCISE REVENUE COLLECTED BY MAJOR EXCISE ITEMS

September 1980 — Total Excise Revenue \$581.7m



Three months ended September 1980 Total Excise Revenue \$1,556.7m

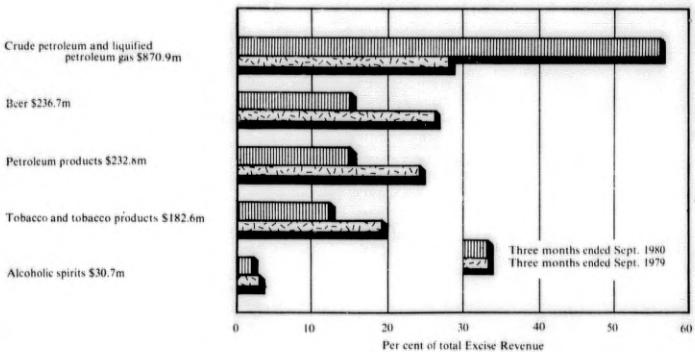


TABLE 2. CUSTOMS REVENUE COLLECTED BY CUSTOMS TARIFF DIVISION
AND EXCISE REVENUE COLLECTED BY EXCISE ITEM
(\$'000)

Customs tariff division	Description	September 1980			Three months ended September 1980		
		Gross revenue	Refunds and drawbacks	Net revenue	Gross revenue	Refunds and drawbacks	Net revenue
CUSTOMS DUTY							
1	Live animals; animal products	128	21	107	258	271	-13
2	Vegetable products	219	21	198	540	82	458
3	Animal and vegetable fats and oils and their cleavage products; prepared edible fats; animal and vegetable waxes	98	1	97	412	9	404
4	Prepared foodstuffs; beverages, spirits and vinegar; tobacco:						
	(i) Spirits not falling within tariff item 22.08; liqueurs and other spirituous beverages; compound alcoholic pre parations for the manufacture of beverages, tariff item 22.09	19,226	16	19,210	50,603	74	50,529
	(ii) Tobacco and tobacco products falling within tariff items 24.01 and 24.02	2,309	—	2,309	11,097	12	11,085
	(iii) Other prepared foodstuffs, beverages, spirits and vinegar	1,149	114	1,036	2,972	561	2,411
5	Mineral products:						
	(i) Petroleum products falling within tariff item 27.10	204	21	(a)183	387	59	(a)328
	(ii) Other mineral products	270	2	268	836	314	521
6	Products of the chemical and allied industries	4,767	266	4,500	13,122	1,188	11,935
7	Artificial resins and plastic materials, cellulose esters and ethers, and articles thereof; rubber, synthetic rubbers, factice, and articles thereof	8,776	530	8,246	24,228	1,973	22,256
8	Raw hides and skins, leather, furskins and articles thereof; saddlery and harness; travel goods, handbags and similar containers; articles of gut (other than silk-worm gut)	1,098	55	1,044	3,438	135	3,303
9	Wood and articles of wood; wood charcoal; cork and articles of cork; manufactures of straw esparto and other plaiting materials; basketware and wickerwork	2,578	37	2,540	5,818	81	5,737
10	Paper-making material; paper and paperboard and articles thereof	3,614	151	3,463	9,809	461	9,348
11	Textiles and textile articles	20,057	547	19,510	56,693	1,630	55,063
12	Footwear, headgear, umbrellas, sunshades, whips, riding-crops and parts thereof; prepared feathers and articles made therewith; artificial flowers; articles of human hair; fans	4,114	46	4,068	15,599	175	15,424
13	Articles of stone, plaster, cement, asbestos, mica and similar materials; ceramic products; glass and glassware	3,627	207	3,420	9,209	581	8,629
14	Pearls, precious and semi-precious stones, precious metals, rolled precious metals, and articles thereof; imitation jewellery; coin	938	81	857	2,965	321	2,643
15	Base metals and articles of base metal	9,034	520	8,514	23,985	1,441	22,544
16	Machinery and mechanical appliances; electrical equipment; parts thereof	36,124	2,258	33,865	96,678	8,347	88,331
17	Vehicles, aircraft and parts thereof; vessels and certain associated transport equipment	34,941	560	34,381	97,487	2,653	94,834
18	Optical, photographic, cinematographic, measuring checking, precision, medical and surgical instruments and apparatus; clocks and watches; musical instruments; sound recorders and reproducers; television image and sound recorders and reproducers, magnetic; parts thereof	3,630	157	3,473	9,750	546	9,204
19	Arms and ammunition; parts thereof	88	2	86	280	13	267
20	Miscellaneous manufactured articles	6,603	302	6,301	18,216	858	17,358
21	Works of art, collectors' pieces, and antiques	19	—	19	36	4	32
	Miscellaneous (including revenue collected on goods for which a Customs entry is not required and revenue collected on goods in terms of a concessional item in the Second Schedule for which a nominal tariff item is provided)	21	4	16	65	11	53

For footnotes see end of table.

**TABLE 2. CUSTOMS REVENUE COLLECTED BY CUSTOMS TARIFF DIVISION
AND EXCISE REVENUE COLLECTED BY EXCISE ITEM—continued**
(S' 000)

Customs tariff division	Description	September 1980			Three months ended September 1980		
		Gross revenue	Refunds and drawbacks	Net revenue	Gross revenue	Refunds and drawbacks	Net revenue
CUSTOMS DUTY—continued							
Other Customs revenue:							
	Revenue collected on dutiable ships' stores	—	—	—	—	—	
	Sundry undistributed duty	—	—	—	—	—	
	Duties collected under the Customs Tariff (Anti-Dumping) Act 1975	21	—	21	78	—	
	Total Customs duty	163,652	5,928	157,724	454,560	21,808	
	Primage duty	449	18	431	1,561	36	
	Total Customs and primage duty	164,101	5,947	158,155	456,121	21,844	
Excise tariff item							
EXCISE DUTY							
1	Beer	95,844	92	95,752	232,787	210	
2;5	Spirits, including liqueurs, etc.	10,726	1	10,725	30,658	7	
Tobacco products:							
6;9	Tobacco (manufactured); snuff	1,282	10	1,271	5,389	11	
7;8	Cigars and cigarettes	55,557	315	55,241	177,174	375	
Petroleum products:							
11A3a/12	Aviation gasoline—for use in aircraft	397	—	(a)397	1,300	8	
11A3b/27	Aviation gasoline—other	1	—	(a)1	1	—	
11A3b/38	Other gasoline	63,615	9	(a)63,605	192,478	24	
11E2/24	Aviation turbine kerosene	4,812	7	(a)4,805	12,977	15	
11E2/1X	Diesel fuel	9,027	—	(a)9,027	29,959	1	
12	Playing cards	7	1	7	20	1	
14	Cigarette tubes, paper and papers	18	—	18	103	—	
15	Matches	150	—	150	333	—	
16	Wine—other than table wine	—	—	—	—	—	
17	Crude petroleum and liquid petroleum gas (b)	339,390	—	339,390	870,888	—	
20	Coal	836	—	836	2,640	—	
22	Canned fruit	—	—	—	—	—	
	Other and undistributed excise revenue	—	—	—	—	—	
	Total excise duty	581,660	435	581,226	1,556,707	651	
	Total Customs, primage and excise duty	745,762	6,382	739,380	2,012,828	22,495	

(a) Net revenue statistics include duty paid by Australian government departments for petroleum products, which is subsequently reimbursed by the Department of Finance. Details of these petroleum credits are not available, see paragraph 11, explanatory notes. (b) Liquid petroleum gas obtained from unstabilised crude petroleum oil or from naturally occurring petroleum gas.

TABLE 3. SELECTED CUSTOMS AND EXCISE ITEMS: QUANTITIES CLEARED AND REVENUE COLLECTED

Customs tariff item	Description	September 1980		Three months ended September 1980	
		Quantity	Revenue	Quantity	Revenue
		1al ' 000	\$' 000	1al ' 000	\$' 000
CUSTOMS DUTY					
22.09	SPIRITS: Spirits not falling within tariff item 22.08; liqueurs and other spirituous beverages; compound alcoholic preparations (known as concentrated extracts) for the manufacture of beverages.				
	Brandy	49	802	125	2,053
	Whisky, including liqueur whisky	709	13,722	1,835	35,507
	Gin	42	796	111	2,121
	Rum	63	1,198	156	2,982
	Bitters	—	2	1	12
	Compound alcoholic preparations	4	5	22	13
	Liqueurs	123	2,525	358	7,337
	Other	9	179	29	578
	Total spirits	999	19,226	2,637	50,603
	<i>Refunds and drawbacks</i>	..	16	..	74
	Total net spirits	999	19,210	2,637	50,529

TABLE 3. SELECTED CUSTOMS AND EXCISE ITEMS: QUANTITIES CLEARED AND REVENUE COLLECTED—continued

Customs tariff item	Description	September 1980		Three months ended September 1980	
		Quantity	Revenue	Quantity	Revenue
		kg '000	\$'000	kg '000	\$'000
	CUSTOMS DUTY—continued				
	TOBACCO : (including cigarettes etc.)				
24.01	Unmanufactured tobacco; tobacco refuse	957	403	2,657	1,121
24.02	Manufactured tobacco; tobacco extracts and essences:				
	Cigarettes, fine cut tobacco suitable for the manufacture of cigarettes not put up for retail sale:				
	Cigarettes	16	429	162	4,398
	Tobacco	—	—	—	—
	Cigars, cigarillos and cheroots	13	322	39	976
	Snuff	—	—	—	—
	Other:				
	Cut tobacco:				
	Cigarette	56	792	234	3,323
	Pipe	25	359	89	1,265
	Other	—	3	1	14
	Total tobacco	1,067	2,309	3,182	11,097
	Refunds and drawbacks	..	—	..	12
	Total net tobacco	1,067	2,309	3,182	11,085
		1'000	\$'000	1'000	\$'000
	REFINED PETROLEUM PRODUCTS:				
27.10	Petroleum products falling within tariff item 27.10	6,603	204	14,980	387
	Refunds and drawbacks	..	(a)21	..	(a)39
		1'000	\$'000	1'000	\$'000
	Excise tariff item				
	EXCISE DUTY				
1	Beer	184,315	95,844	448,180	232,787
	Refunds and drawbacks	..	92	..	210
2.5	Spirits, including liquours, etc.	606	10,726	1,736	30,658
	Refunds and drawbacks	..	1	..	7
		kg '000	\$'000	kg '000	\$'000
6.9	Tobacco products:				
	Tobacco (manufactured); snuff	102	1,282	430	5,389
	Refunds and drawbacks	..	10	..	11
7	Cigars	6	128	19	391
8	Cigarettes	2,240	55,429	7,143	176,783
	Refunds and drawbacks	..	315	..	375
		1'000	\$'000	1'000	\$'000
	Petroleum products:				
11A3a/12	Aviation gasoline—for use in aircraft	8,724	397	28,539	1,300
	Refunds and drawbacks	..	(a)—	..	(a)8
11A3b/27	Aviation gasoline—other	11	1	11	1
	Refunds and drawbacks	..	(a)—	..	(a)—
11A3b/38	Other gasoline	1,234,039	63,615	3,733,819	192,478
	Refunds and drawbacks	..	(a)0	..	(a)24
11D2/24	Aviation turbine kerosene	114,848	4,812	309,721	12,977
	Refunds and drawbacks	..	(a)7	..	(a)15
11E2/1X	Diesel fuel	175,107	9,027	581,156	29,959
	Refunds and drawbacks	..	(a)—	..	(a)1
		Doz. packs	\$'000	Doz. packs	\$'000
12	Playing cards	7,470	7	20,172	20
	Refunds and drawbacks	..	1	..	1
		'000	\$'000	'000	\$'000
15	Matches	2,006	150	4,437	333
	Refunds and drawbacks	..	—	..	—

(a) Statistics on duty paid by Australian government departments for petroleum products, which is subsequently reimbursed by the Department of Finance are not available, see paragraph 11, explanatory notes.

TABLE 4. EXCISABLE BEER : QUANTITY CLEARED AND REVENUE COLLECTED, NEW SOUTH WALES AND AUSTRALIA

Beer (Exise tariff item 1)		New South Wales (a)		Australia (b)		
		September 1980	Three months ended September 1980	September 1980	Three months ended September 1980	Three months ended September 1980
Quantity on which excise duty was collected	Litres	79,502,143	155,742,484	184,314,965	448,179,515	
Quantity on which refunds and drawbacks were paid	Litres	133,158	249,252	176,496	404,885	
Net quantity on which excise duty was collected	Litres	79,368,985	155,493,232	184,138,469	447,774,630	
Gross revenue collected	\$A	41,341,115	80,720,171	95,843,783	232,787,428	
Refunds and drawbacks paid	\$A	69,242	129,185	91,778	210,300	
Net revenue collected	\$A	41,271,873	80,590,986	95,752,005	232,577,128	

(a) 'State' is the state in which documents were lodged with the Bureau of Customs, i.e. the State in which the duty was paid and not necessarily the State in which consumption or usage occurred. (b) Details for states other than New South Wales are not available.

TABLE 5. EXCISABLE POTABLE SPIRITS : QUANTITY CLEARED AND REVENUE COLLECTED, BY STATE, SEPTEMBER 1980

Excise tariff item	Potable spirits	New South Wales (a)		Victoria (a)		Queensland (a)	
		Quantity	Gross revenue	Quantity	Gross revenue	Quantity	Gross revenue
		lal	\$A	lal	\$A	lal	\$A
2A.(b)B.(c)C(c)	Brandy	67,213	1,075,414	57,531	920,492	17,793	284,682
2D. E1. E2(c)	Whisky	13,193	247,365	17,239	323,226	693	12,990
2F. G(c)	Rum	77,360	1,450,508	16,016	300,304	99,625	1,867,958
2H(c)	Gin	16,554	310,384	16,967	318,135	4,638	86,959
5A(c)	Liqueurs	7,394	138,639	3,825	71,726	1,616	30,300
5C22(c)	Vodka	23,505	440,719	12,409	232,663	7,492	140,479
5C33(c)	Ouzo	6,827	128,006	7,541	141,390	2,347	44,014
5C44(c)	Other spirituous liqueurs	216	4,058	89	1,673	73	1,376
2(O). 5B(d)	Other spirits	117	2,259	214	4,120	193	3,714
2. 5	Total spirits	212,379	3,797,352	131,831	2,313,729	134,470	2,472,472

Excise tariff item	Potable spirits	South Australia (a)		Western Australia (a)		Tasmania (a)	
		Quantity	Gross revenue	Quantity	Gross revenue	Quantity	Gross revenue
		lal	\$A	lal	\$A	lal	\$A
2A.(b)B.(c)C(c)	Brandy	63,728	1,019,646	18,537	296,594	3,534	56,540
2D. E1. E2(c)	Whisky	3,349	62,790	426	7,995	519	9,735
2F. G(c)	Rum	6,009	112,662	6,107	114,514	1,104	20,696
2H(c)	Gin	1,625	30,471	1,206	22,616	1,174	22,014
5A(c)	Liqueurs	894	16,762	572	10,718	—	—
5C22(c)	Vodka	4,601	86,271	2,761	51,774	1,194	22,384
5C33(c)	Ouzo	2,564	48,081	1,708	32,016	482	9,043
5C44(c)	Other spirituous liqueurs	33	615	3	64	—	—
2(O). 5B(d)	Other spirits	—	—	97	1,871	—	—
2. 5	Total spirits	82,803	1,377,298	31,417	538,162	8,007	140,412

Excise tariff item	Potable spirits	Northern Territory (a)		Australian Capital Territory (a)		Australia	
		Quantity	Gross revenue	Quantity	Gross revenue	Quantity	Gross revenue
		lal	\$A	lal	\$A	lal	\$A
2A.(b)B.(c)C(c)	Brandy	849	13,581	101	1,621	229,286	3,668,570
2D. E1. E2(c)	Whisky	15	273	—	—	35,434	664,374
2F.G(c)	Rum	2,680	50,250	—	—	208,901	3,916,892
2H(c)	Gin	242	4,534	17	313	42,423	795,626
5A(c)	Liqueurs	21	399	—	—	14,322	268,544
5C22(c)	Vodka	606	11,355	7	129	52,575	985,774
5C33(c)	Ouzo	213	3,992	—	—	21,682	406,542
5C44(c)	Other spirituous liqueurs	—	—	—	—	414	7,766
2(O). 5B(d)	Other spirits	—	—	—	—	621	11,964
2. 5	Total spirits	4,626	84,384	125	2,063	605,658	10,725,872

(a) 'State' is the state in which documents were lodged with the Bureau of Customs, i.e. the State in which the duty was paid and not necessarily the State in which consumption or usage occurred. (b) Rate of duty is \$16.00 per litre alcohol as from 9.11.79. (c) Rate of duty is \$18.75 per litre alcohol. (d) Rate of duty is \$19.25 per litre alcohol.

TABLE 6. EXCISABLE TOBACCO PRODUCTS: QUANTITY CLEARED AND REVENUE COLLECTED, BY STATE, SEPTEMBER 1980

Excise tariff item	Description	Rate of duty	New South Wales(a)		Victoria(a)		Queensland(a)	
			Quantity	Revenue	Quantity	Revenue	Quantity	Revenue
			kg	\$A	kg	\$A	kg	\$A
6B1	Tobacco products:							
	Tobacco	\$12.43	—	—	—	—	36	447
6B2	Tobacco	\$12.58	34,039	428,198	22,732	285,951	23,406	294,457
6D	Tobacco	\$1.52	—	—	—	—	—	—
7B	Cigars	\$21.12	2,096	44,259	1,446	30,533	1,061	22,421
8B	Cigarettes	\$24.75	1,099,841	27,221,052	472,710	11,699,575	301,367	7,458,832
	Total tobacco product		1,135,976	27,693,509	496,888	12,016,059	325,870	7,776,157
	Refunds and drawbacks		..	131,102	..	191,676	..	2,086
	Net revenue		..	27,562,407	..	11,824,383	..	7,774,071
	Tobacco	Free	15	—	—	—	—	—
	Cigars	Free	4	—	—	—	1	—
	Cigarettes	Free	1,464	—	22	—	59	—
14	Cigarette papers	\$0.0145 per 60	No.	—	No.	—	No.	—
			50,400,000	12,180	470,000	114	—	—
Excise tariff item	Description	Rate of duty	South Australia(a)		Western Australia(a)		Tasmania(a)	
			Quantity	Revenue	Quantity	Revenue	Quantity	Revenue
			kg	\$A	kg	\$A	kg	\$A
6B1	Tobacco products:							
	Tobacco	\$12.43	—	—	—	—	—	—
6B2	Tobacco	\$12.58	7,203	90,617	10,943	137,662	3,460	43,521
6D	Tobacco	\$1.52	182	277	283	430	—	—
7B	Cigars	\$21.12	791	16,698	545	11,505	126	2,657
8B	Cigarettes	\$24.75	121,359	3,003,636	165,940	4,107,014	78,321	1,938,443
	Total tobacco product		129,535	3,111,228	177,711	4,256,611	81,907	1,984,621
	Refunds and drawbacks		..	60	..	—	..	475
	Net revenue		..	3,111,168	..	4,256,611	..	1,984,146
	Tobacco	Free	—	—	22	—	—	—
	Cigars	Free	—	—	—	—	—	—
	Cigarettes	Free	38	—	388	—	—	—
14	Cigarette papers	\$0.0145 per 60	No.	—	No.	—	No.	—
			—	—	22,800,000	5,510	—	—
Excise tariff item	Description	Rate of duty	Northern Territory(a)		Australian Capital Territory(a)		Australia	
			Quantity	Revenue	Quantity	Revenue	Quantity	Revenue
			kg	\$A	kg	\$A	kg	\$A
6B1	Tobacco products:							
	Tobacco	\$12.43	—	—	—	—	36	447
6B2	Tobacco	\$12.58	—	—	—	—	101,783	1,280,406
6D	Tobacco	\$1.52	—	—	—	—	465	707
7B	Cigars	\$21.12	—	—	—	—	6,065	128,073
8B	Cigarettes	\$24.75	—	—	—	—	2,239,538	55,428,552
	Total tobacco product		—	—	—	—	2,347,887	56,838,185
	Refunds and drawbacks		..	—	..	—	..	325,398
	Net revenue		..	—	..	—	..	56,512,787
	Tobacco	Free	—	—	—	—	37	—
	Cigars	Free	—	—	—	—	5	—
	Cigarettes	Free	—	—	155	—	2,126	—
14	Cigarette papers	\$0.0145 per 60	No.	—	No.	—	No.	—
			—	—	—	—	73,670,000	17,804

(a) 'State' is the State in which documents were lodged with the Bureau of Customs, i.e. the State in which the duty was paid and not necessarily the State in which consumption or usage occurred.

**TABLE 7. EXCISABLE PETROLEUM PRODUCTS, CRUDE PETROLEUM AND LIQUID PETROLEUM GAS :
 QUANTITY CLEARED AND REVENUE COLLECTED, BY STATE, SEPTEMBER 1980**

Excise tariff item	Description	New South Wales(a)		Victoria(a)		Queensland(a)	
		Quantity	Gross revenue	Quantity	Gross revenue	Quantity	Gross revenue
		1' 000	\$' 000	1' 000	\$' 000	1' 000	\$' 000
11A3a/12	Aviation gasoline—for use in aircraft	1,643	75	1,943	88	955	43
11A3b/38	Other gasoline	482,637	24,880	315,612	16,270	159,093	8,201
11D2/24	Aviation turbine kerosene	34,363	1,440	15,089	632	25,683	1,076
11E2/1X	Diesel fuel	64,298	3,315	65,598	3,382	15,347	791
	Total petroleum products	582,941	29,710	398,242	20,372	201,078	10,111
17A2/13	Stabilised crude petroleum oil Liquid petroleum obtained from naturally occur- ring petroleum gas:	37,721	3,688	2,618,818	321,431	109	2
17B2/1X	Fuel for internal combustion engines	—	—	—	—	—	—
17B3b/11	Other	323	6	—	—	187	4
17C2/16	Liquified petroleum gas (b)	130	6	236,316	10,140	—	—
	Total crude petroleum and liquified petroleum gas	38,174	3,700	2,855,134	331,571	296	6
Excise tariff item	Description	South Australia(a)		Western Australia(a)		Tasmania(a)	
		Quantity	Gross revenue	Quantity	Gross revenue	Quantity	Gross revenue
		1' 000	\$' 000	1' 000	\$' 000	1' 000	\$' 000
11A3a/12	Aviation gasoline—for use in aircraft	715	33	1,495	68	26	1
11A3b/38	Other gasoline	94,228	4,857	127,773	6,587	36,538	1,884
11D2/24	Aviation turbine kerosene	10,909	457	14,888	624	3,234	136
11E2/1X	Diesel fuel	11,188	577	11,861	611	2,297	118
	Total petroleum products	117,040	5,924	156,017	7,890	42,095	2,139
17A2/13	Stabilised crude petroleum oil Liquid petroleum obtained from naturally occur- ring petroleum gas:	—	—	40,617	4,108	—	—
17B2/1X	Fuel for internal combustion engines	—	—	—	—	—	—
17B3b/11	Other	—	—	—	—	—	—
17C2/16	Liquified petroleum gas (b)	—	—	122	5	—	—
	Total crude petroleum and liquified petroleum gas	—	—	40,739	4,113	—	—
Excise tariff item	Description	Northern Territory(a)		Australia			
		Quantity	Gross revenue	Quantity	Gross revenue		
		1'000	\$'000	1'000	\$'000		
11A3a/12	Aviation gasoline—for use in aircraft	1,948	89	8,724	397		
11A3b/38	Other gasoline	18,157	936	1,234,039	63,615		
11D2/24	Aviation turbine kerosene	10,682	448	114,848	4,812		
11E2/1X	Diesel fuel	4,518	233	175,107	9,027		
	Total petroleum products	35,305	1,706	1,532,718	77,851		
17A2/13	Stabilised crude petroleum oil Liquid petroleum obtained from naturally occur- ring petroleum gas:	—	—	2,697,265	329,229		
17B2/1X	Fuel for internal combustion engines	—	—	—	—		
17B3b/11	Other	—	—	510	10		
17C2/16	Liquified petroleum gas (b)	—	—	236,568	10,151		
	Total crude petroleum and liquified petroleum gas	—	—	2,934,343	339,390		

(a) 'State' is the State in which documents were lodged with the Bureau of Customs, i.e. the State in which the duty was paid and not necessarily the State in which consumption or usage occurred. (b) Liquified petroleum gas obtained from unstabilised crude petroleum oil or from naturally occurring petroleum gas.

TABLE 8. EXCISABLE COAL : REVENUE COLLECTED, BY STATE
(Excise tariff item 20)

State	Revenue collected	
	September 1980	Three months ended September 1980
	SA	SA
New South Wales (a)	683,340	1,809,178
Victoria (a)	—	—
Queensland (a)	108,816	673,804
South Australia (a)	—	—
Western Australia (a)	41,184	149,134
Tasmania (a)	2,340	7,817
Australia	835,680	2,639,933
Refunds and drawbacks	—	—
Total net revenue	835,680	2,639,933

(a) 'State' is the State in which documents were lodged with the Bureau of Customs, i.e. the State in which the duty was paid and not necessarily the State in which consumption or usage occurred.

TABLE 9. EXCISABLE CANNED FRUIT : REVENUE COLLECTED, BY STATE
(Excise tariff item 22)

While the excise rate is currently applicable to canned fruit, no revenue has been collected in September or the three months ended September 1980.