

INQUIRIES

If you want to know more about these statistics ring Mrs S. Towner on Canberra 525422 or our State offices, or write to Information Services, ABS, P.O. Box 10, Belconnen A.C.T. 2616. If you want to know more about unpublished statistical information on overseas trade ring Mrs S. Wilkey on Canberra 525404.

For copies of this publication ring Information Services, Canberra 526627 or State offices.

CATALOGUE NO. 5406.0

NOON 29 AUGUST 1978

IMPORTS
MAY 1978

CONTENTS

<i>Table</i>	<i>Page</i>
.. Explanatory notes	2
.. Total monthly imports: original and seasonally adjusted	3
1. Summary of imports and imports cleared for home consumption	3
.. Distribution of imports from major countries and country groups	4
2. Imports from countries and country groups	5
.. Distribution of imports by major commodities	6
3. Imports of selected commodity items of the <i>Australian Import Commodity Classification</i>	7
4. Imports by State	18
5. Imports by Economic Classes	19
6. Customs and excise revenue collected	21
7. Excise items - quantities on which duty paid	23

NOTE. Statistics for 1977-78 are preliminary and subject to revision.

R. J. CAMERON
Australian Statistician

EXPLANATORY NOTES

Source of data

These statistics are compiled by the Australian Bureau of Statistics from information contained in import entries submitted by importers or their agents to the Bureau of Customs as required by the Customs Act. Imports are recorded statistically in the month in which the entries are passed by the Bureau of Customs. Normally this is within a few days of discharge of cargo, but entries may be lodged early using the check-to-arrive system.

Valuation

2. For imports the recorded value is the value for duty for Customs purposes which, from 1 July 1976 has been based on the internationally recognised Brussels Definition of Value. The value for duty is based on the normal price, i.e. the price the goods would fetch at the time when the duty becomes payable on a sale in the open market between a buyer and a seller independent of each other. The goods are valued in the country of exportation, that is, freight and insurance are excluded.

Scope of the statistics

3. The statistics of imports presented in this bulletin are, with one exception, recorded on a *general trade* basis, i.e. imports comprise goods entered directly for home consumption together with goods imported into Customs warehouses. Table 1 of this bulletin also shows statistics of imports on a *special trade* basis, i.e. imports cleared for home consumption. Imports cleared for home consumption differ in scope from imports in that they include withdrawals from bonded warehouses but exclude imports into bonded warehouses. The statistics are not confined to goods which are the subject of a commercial transaction. Among the items included are imports on Government account, including defence equipment. Prior to 1 July 1976, outside packages, that is the outside package or covering in which the goods were imported, were included as a non-commercial transaction under Statistical Item 931.00.21. Since 1 July 1976 however, the recorded value of imports includes the value of the outside package and therefore separate details on the value of outside packages are no longer available. These values were previously included in A.I.C.C. Item 931 in Table 3.

Merchandise and non-merchandise imports

4. Total imports are divided into merchandise and non-merchandise in accordance with international standards recommended by the United Nations. Merchandise imports are the equivalent of total imports less certain items specified as non-merchandise. A description of non-merchandise items is contained in the *Australian Import Commodity Classification* (A.I.C.C.).

Country

5. This means the country of production.

Commodity classification

6. A detailed description of the commodity items included in this bulletin is contained in the A.I.C.C.. Copies of or extracts from this classification can be obtained from offices of the ABS in Canberra and in each capital city. In Table 3 statistics are shown for Commodity Groups and selected Items of the A.I.C.C.. For this reason the sum of the Groups and Items within

any one Division may not add to the total for that Division.

State

7. Means the State in which the import entry was lodged with the Bureau of Customs. The port of lodgement of the import entry is not necessarily the port of discharge of the goods. Goods forwarded interstate after import, whether in containers or not, are recorded as being imported at the port of lodgement of the import entry.

Economic classes

8. Merchandise imports are allocated to thirty-two economic classes according to the degree of manufacture and the projected end use of the goods. In some cases it is necessary, because of the nature of this classification, to apportion imports of certain commodities across more than one economic class.

Revisions to previous figures

9. Where revisions have been made to the previously published figures for earlier months of the current financial year, appropriate adjustments are made to the year-to-date figures shown in this bulletin. For this reason, monthly figures published in previous issues for the current financial year will not necessarily add to the year-to-date figures shown in the latest issue.

Seasonally adjusted statistics

10. In carrying out seasonal adjustment of import statistics account is taken not only of seasonal factors but also of 'trading-day' effects (arising from the varying numbers of Sundays, Mondays, etc. in the month) and the influence of Easter, which may affect figures for different months in different years. Details of the methods used in seasonally adjusting this series are given in *Seasonally Adjusted Indicators* (1308.0). The statistics may also be subject to large irregular influences which are not removed by seasonal adjustment and may be affected by changes in the composition of imports. For these reasons care should be exercised in interpreting month-to-month movements.

Rounding

11. Any discrepancies between sums of the component items and totals shown are due to rounding.

Special returns system

12. Users requiring more detailed statistics for individual commodity items can obtain these from the special returns subscription service under which statistics for items selected by the user are extracted and forwarded regularly for a nominal charge.

Related publications

13. Other ABS publications which may be of interest include:

- Imports of Assembled New Passenger Motor Cars* (5416.0)
- Exports* (5404.0)
- Exports and Imports of Merchandise at Constant Prices* (5421.0)
- Catalogue of Publications 1977* (1101.0)

TOTAL MONTHLY IMPORTS : ORIGINAL AND SEASONALLY ADJUSTED

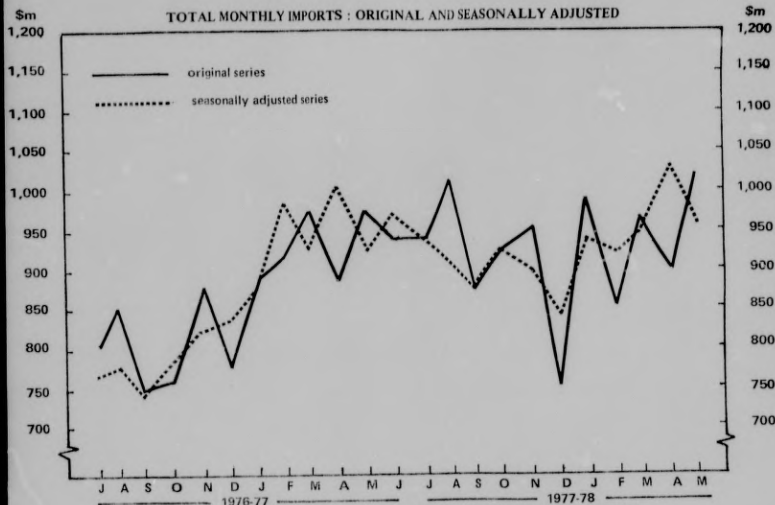


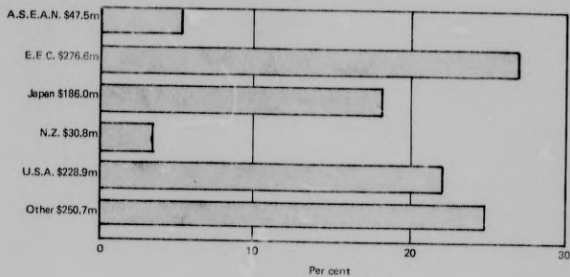
TABLE 1. SUMMARY OF IMPORTS AND IMPORTS CLEARED FOR HOME CONSUMPTION

Period	Total Imports			Imports Cleared for Home Consumption (a)	
	Original (b)	Seasonally Adjusted	Merchandise Imports (b)	Government (b)	Total (b)
	\$m	\$m	\$m	\$m	\$m
1972-73	4,121	..	4,072	158	4,133
1973-74	6,085	..	6,027	228	6,015
1974-75	8,080	..	7,961	175	7,976
1975-76	8,241	..	8,153	156	8,175
1976-77	10,410	..	10,329	187	10,304
1976-77 -					
July	510	769	804	10	808
August	855	780	850	11	842
September	750	742	745	9	752
October	761	777	756	8	786
November	879	826	871	13	859
December	778	836	766	17	780
January	864	880	879	17	861
February	917	988	910	12	895
March	976	931	971	15	959
April	886	1,004	880	21	870
May	976	927	968	18	952
June	939	967	929	37	940
1977-78 -					
July	940	933	933	12	922
August	1,011	906	1,004	12	1,009
September	877	877	871	10	868
October	921	923	913	13	918
November	951	902	943	14	947
December	758	843	752	13	742
January	986	935	977	14	982
February	854	920	847	13	866
March	967	945	954	22	958
April	897	1,026	891	24	904
May	1,020	955	1,014	27	1,026

(a) See paragraph 3 of Explanatory Notes. (b) Symbol (—) between 1975-76 and 1976-77 indicates that the figures from 1976-77 are not comparable with previous years because of the change in the basis of valuation (see paragraph 2 of Explanatory Notes). It is estimated that if the previous basis of valuation had continued, the value of total imports would have been about 2% higher than the recorded values on the new basis.

DISTRIBUTION OF IMPORTS FROM COUNTRIES AND COUNTRY GROUPS

MAY 1978 - Total \$1,020.4m



ELEVEN MONTHS ENDED MAY 1978 - Total \$10,181.5m

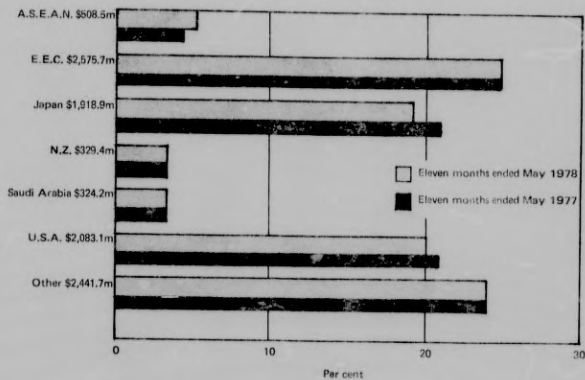


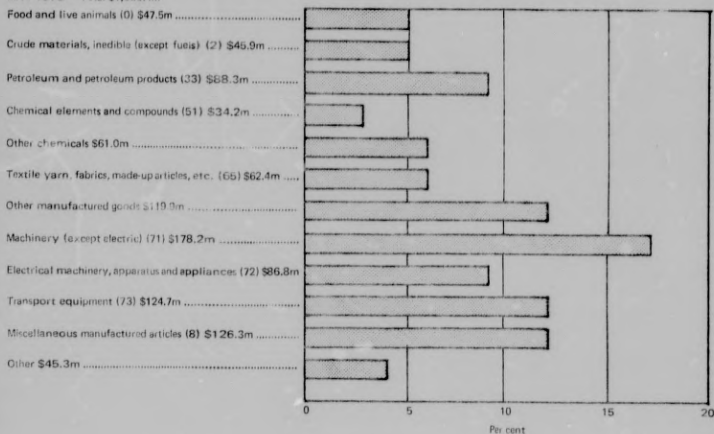
TABLE 2. IMPORTS FROM COUNTRIES AND COUNTRY GROUPS
\$'000

Country	May		Eleven months ended May	
	1977	1978	1977	1978
Antilles (Netherlands)	..	177	7,338	4,837
Argentina	167	140	2,854	4,162
Association of South-East Asian Nations (ASEAN)				
Indonesia	5,222	12,196	42,261	76,563
Malaysia	10,132	8,858	105,606	108,292
Philippines	5,144	4,220	39,555	50,377
Singapore, Republic of	15,814	18,936	178,564	245,176
Thailand	2,611	3,258	24,841	28,080
Total ASEAN	38,923	47,468	390,827	508,488
Australia (Re-imported)	2,766	2,762	34,786	44,312
Austria	3,449	3,860	26,943	31,751
Bahrain	4,838	8,167	61,407	75,328
Bangladesh	1,171	1,234	5,255	8,558
Brazil	3,095	2,504	39,773	41,645
Canada	32,103	23,910	265,299	248,869
China - excl. Taiwan Province	7,382	9,600	90,841	104,588
- Taiwan Province only	15,841	18,188	195,661	228,069
Christmas Island	1,066	776	12,090	11,449
Czechoslovakia	1,617	2,351	15,321	16,343
European Economic Community (EEC)				
Belgium-Luxembourg	6,629	12,421	77,072	99,952
Denmark	3,457	3,480	31,299	36,861
France	15,168	17,970	155,037	164,363
Germany, Federal Republic of	81,154	68,569	645,996	683,097
Ireland	2,334	3,210	19,112	20,546
Italy	21,281	21,021	239,290	246,370
Netherlands	13,477	20,900	128,192	151,119
United Kingdom	105,868	129,048	1,031,632	1,173,378
Total EEC	249,358	276,619	2,327,630	2,575,687
Fiji	715	919	9,146	9,926
Finland	5,641	3,895	51,835	51,112
German Democratic Republic	493	393	5,798	5,346
Ghana	2,246	3,050	11,347	17,613
Gilbert Islands (a)	(a)	873	(a)	10,774
Greece	1,136	2,047	6,987	9,489
Hong Kong	19,041	21,935	234,010	242,877
Hungary	192	207	4,664	4,811
India	5,951	7,948	63,300	83,532
Iran	5,980	4,588	97,201	78,205
Iraq	16,307	12,893	53,043	113,404
Israel	2,197	2,216	21,713	22,881
Ivory Coast	1,955	..	4,133	7,417
Jamaica	160	146	1,944	2,682
Japan	173,982	185,950	1,965,542	1,918,870
Kenya	418	205	4,711	3,820
Korea, Republic of	7,206	8,545	87,095	110,645
Kuwait	14,142	17,101	185,392	184,682
Malawi	..	24	1,374	2,811
Mexico	1,752	645	7,898	7,920
Nauru, Republic of	3,791	6,746	13,100	27,026
New Zealand	29,378	30,751	291,326	329,445
Norway	2,090	2,702	21,063	22,110
Pakistan, Islamic Republic of	493	668	6,160	5,426
Papua New Guinea	7,874	6,092	65,324	68,013
Poland	830	783	7,444	7,469
Portugal	812	1,120	7,749	9,854
Puerto Rico	562	493	5,908	5,647
Qatar	28,013	26,571
Romania	87	405	4,357	11,730
Saudi Arabia	35,556	21,625	258,658	324,232
South Africa, Republic of	5,121	4,739	51,943	54,253
Spain	3,736	4,053	43,313	39,103
Sri Lanka	1,417	921	14,659	20,448
Sweden	25,759	18,266	185,375	161,624
Switzerland	9,953	14,988	119,555	116,116
Tanzania	816	215	7,313	3,543
Turkey	1,014	182	3,720	2,878
Uganda	77	1,453	6,575	10,881
United States of America	220,249	228,906	1,971,505	2,083,078
U.S.S.R.	848	426	5,123	5,448
Yugoslavia	753	473	4,914	5,984
Origin Unknown	368	627	2,978	5,087
Other countries	3,221	2,149	48,606	42,614
Total	976,091	1,020,377	9,471,679	10,181,469

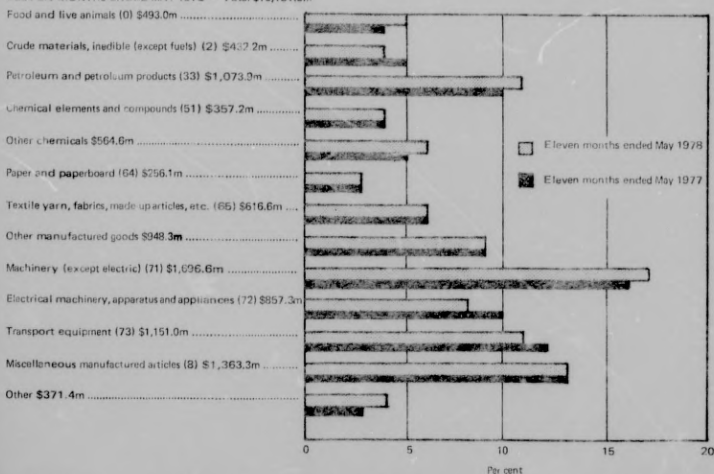
(a) Formerly part of Gilbert and Ellice Islands. Separate statistics for Gilbert Islands prior to 1977-78 are not available.

DISTRIBUTION OF IMPORTS BY MAJOR COMMODITIES (a)

MAY 1978 — Total \$1,020.4m



ELEVEN MONTHS ENDED MAY 1978 — Total \$10,181.5m



(a) "Major commodities" in these charts are significant imports by particular Sections (1 digit) and Divisions (2 digit) of the Australian Import Commodity Classification. Figures in brackets following commodity descriptions denote the relevant Sections and Divisions.

TABLE 3. IMPORTS OF SELECTED COMMODITY ITEMS OF THE AUSTRALIAN IMPORT COMMODITY CLASSIFICATION
 '000

A.I.C.C. Item	Description	May		Eleven months ended May	
		1977	1978	1977	1978
0	FOOD AND LIVE ANIMALS -				
00	LIVE ANIMALS -				
001.50	Horses, asses, mules and hinnies	1,108	949	14,412	14,047
	Total division 00	1,196	1,408	16,174	15,436
01	MEAT AND MEAT PREPARATIONS	353	318	3,025	2,518
02	DAIRY PRODUCTS AND EGGS -				
024	Cheese and curd	1,275	1,613	17,010	19,004
	Total division 02	1,304	1,713	17,963	19,714
03	FISH AND FISH PREPARATIONS -				
031	Fish, fresh and simply preserved -				
031.10	Fish, fresh, chilled or frozen	1,568	2,687	24,486	28,662
031.20	Fish, salted, in brine, dried or smoked	512	613	7,979	6,004
031.30	Crustaceans and molluscs	681	987	9,065	7,263
032	Fish, canned or bottled, n.e.s., preparations -				
032.01	Fish	3,090	5,340	41,109	51,462
032.02	Crustaceans and molluscs	1,674	1,859	19,486	17,478
	Total division 03	7,525	11,487	102,125	110,868
04	CEREAL GRAINS AND CEREAL PREPARATIONS -				
044	Maize (corn), unmilled	104	217	988	1,461
048	Cereal and flour preparations -				
048.42	Pastry, biscuits, cakes	578	711	7,215	8,319
	Total division 04	1,035	1,334	11,666	14,017
05	FRUIT AND VEGETABLES -				
051	Fruit, fresh, and nuts, fresh or dried -				
051.71	Cocconuts, brazil nuts, cashew nuts, fresh or dried	1,150	1,413	9,882	17,541
051.72	Other edible nuts, fresh or dried	809	1,205	7,299	8,313
053	Fruit, preserved, and fruit preparations	1,260	1,469	13,469	17,600
054	Vegetables, fresh, frozen or simply preserved -				
054.20	Dried shelled beans, peas, lentils, other legumes	269	878	4,374	6,895
054.61	Vegetables, frozen	150	212	3,115	2,619
055	Vegetables, preserved or prepared, n.e.s.	2,008	2,050	19,967	22,887
	Total division 05	5,870	8,145	66,044	84,125
06	SUGAR, SUGAR PREPARATIONS AND HONEY -				
061	Sugar and honey	245	206	2,800	2,719
062	Sugar confectionery and other sugar preparations -				
062.01	Sugar confectionery, not containing cocoa	690	990	6,704	6,094
	Total division 06	985	1,270	10,140	9,170
07	COFFEE, TEA, COCOA, SPICES AND MANUFACTURES -				
071	Coffee -				
071.10	Coffee and coffee substitutes containing coffee	8,044	4,926	68,134	78,029
072	Cocoa -				
072.10	Cocoa beans, raw or roasted	5,578	5,584	27,988	39,714
072.32	Cocoa butter	612	1,141	3,897	7,750
074	Tea and mate -				
074.10	Tea	4,604	2,604	36,174	46,334
	Total division 07	21,917	18,647	155,879	207,520
08	FEEDING-STUFF FOR ANIMALS -				
081.30	Oil-cake and other residues of vegetable oils	167	165	1,223	6,597
081.40	Flours and meals of meat, fish, etc.	297	142	1,752	954
081.99	Sweetened forage; animal feeding preparations, n.e.s.	655	1,136	6,909	7,143
	Total division 08	1,119	1,446	9,939	14,780
09	MISCELLANEOUS FOOD PREPARATIONS	1,001	1,687	10,532	14,838
	Total section 0	43,306	47,454	403,487	493,005

TABLE 3. IMPORTS OF SELECTED COMMODITY ITEMS OF THE AUSTRALIAN IMPORT COMMODITY CLASSIFICATION - continued
\$'000

A.I.C.C. Item	Description	May		Eleven months ended May	
		1977	1978	1977	1978
1	BEVERAGES AND TOBACCO -				
11	BEVERAGES -				
112	Alcoholic beverages -				
112.12	Wine of fresh grapes	987	1,106	10,370	12,771
112.40	Distilled alcoholic beverages	4,512	4,140	35,967	40,486
	<i>Total division 11</i>	<i>5,631</i>	<i>5,463</i>	<i>48,245</i>	<i>54,975</i>
12	TOBACCO AND TOBACCO MANUFACTURES -				
121	Tobacco, unmanufactured	3,303	5,972	24,100	36,286
122	Tobacco, manufactures -				
122.10	Cigars, cigarillos and cheroots	552	427	4,675	6,450
122.20	Cigarettes	599	303	6,826	6,369
122.30	Tobacco, manufactured (incl. snuff)	844	1,024	7,488	8,655
	<i>Total division 12</i>	<i>5,298</i>	<i>7,725</i>	<i>43,089</i>	<i>57,760</i>
	Total section 1	10,929	13,188	91,334	112,735
2	CRUDE MATERIALS, INEDIBLE (EXCEPT FUELS) -				
21	HIDES, SKINS AND FUR SKINS, UNDRESSED -				
211	Hides and skins, undressed -				
211.10	Bovine and equine hides (except calf hides)	98	4	443	303
212	Fur skins, undressed	194	147	1,156	1,378
	<i>Total division 21</i>	<i>293</i>	<i>155</i>	<i>1,767</i>	<i>2,022</i>
22	OIL-SEEDS, OIL NUTS AND OIL KERNELS -				
221.20	Copra	413	..	1,166	..
221.40	Soya beans	4,043	2,922
221.80	Oil-seeds, oil nuts and oil kernels, n.e.s.	216	118	1,504	1,381
	<i>Total division 22</i>	<i>643</i>	<i>155</i>	<i>6,954</i>	<i>9,826</i>
23	CRUDE RUBBER (INCLUDING SYNTHETIC AND RECLAIMED) -				
231.10	Natural rubber and similar natural gums	2,660	2,858	28,189	30,052
231.20	Synthetic rubber and rubber substitutes	1,121	1,189	12,497	12,264
	<i>Total division 23</i>	<i>3,803</i>	<i>4,700</i>	<i>41,040</i>	<i>42,660</i>
24	WOOD, TIMBER AND CORK -				
243	Wood, shaped or simply worked -				
243.21	Timber, sawn lengthwise, etc. - conifer	5,062	7,337	68,077	57,062
243.31	Timber, sawn lengthwise, etc. - non-conifer	3,779	2,702	41,678	29,125
243.32	Timber, planed, grooved, etc. - non-conifer	1,927	1,235	12,888	12,855
	<i>Total division 24</i>	<i>11,392</i>	<i>12,432</i>	<i>131,213</i>	<i>111,946</i>
25	PULP AND WASTE PAPER -				
251.71	Soda and sulphate wood pulp, unbleached	1,768	656	18,857	15,307
251.72	Soda and sulphate wood pulp, bleached	3,412	2,574	33,476	29,910
251.82	Sulphite wood pulp, bleached	398	42	5,174	2,510
	<i>Total division 25</i>	<i>5,966</i>	<i>4,065</i>	<i>60,791</i>	<i>53,972</i>

TABLE 3. IMPORTS OF SELECTED COMMODITY ITEMS OF THE AUSTRALIAN IMPORT COMMODITY CLASSIFICATION - continued
\$'000

A.I.C.C. Item	Description	May		Eleven months ended May	
		1977	1978	1977	1978
26	TEXTILE FIBRES AND THEIR WASTE -				
262	Wool and other animal hair -				
262.20	Sheep's and lambs' wool, degreased	2,839	2,755	20,334	21,881
263	Cotton -				
263.10	Raw cotton (except linters), not carded or combed	612	156	6,904	4,894
264	Jute	42	239	1,055	1,029
265	Vegetable fibres (except cotton and jute) -				
265.40	Sisal, etc.; waste	206	30	1,658	1,024
266	Synthetic and regenerated man-made fibres -				
266.21	Discontinuous synthetic fibres, not carded or combed	1,666	1,621	14,634	15,074
266.31	Discontinuous regenerated fibres, not carded or combed	443	594	4,913	5,621
266.32	Continuous filament tow, for manufacture of discontinuous regenerated fibres	441	471	4,520	6,007
	Total division 26	6,879	6,373	59,062	61,792
27	CRUDE FERTILISERS AND CRUDE MINERALS -				
271	Fertilisers, crude -				
271.30	Natural phosphates	6,749	8,394	36,424	50,608
274	Sulphur and unroasted iron pyrites -				
274.10	Sulphur, except sublimed, precipitated or colloidal	1,962	1,609	10,572	13,709
276	Other crude minerals -				
276.40	Asbestos	3,801	1,539	27,279	23,969
	Total division 27	14,158	13,947	92,919	109,128
28	METALLIFEROUS ORES AND METAL SCRAP -				
283	Ores and concentrates of non-ferrous base metals -				
283.22	Nickel matte and speiss	626	841	5,835	9,258
283.93	Titanium, vanadium, molybdenum, zirconium, etc.	358	93	1,151	1,263
284	Non-ferrous metal waste and scrap, n.e.s. -				
284.01	Ash and residue, containing metals or metallic compounds	7	36	1,771	121
284.02	Copper and copper alloys	56	101	529	460
284.04	Aluminium and aluminium alloys	85	128	996	1,274
285	Silver and platinum ores and concentrates; waste and scrap -				
285.02	Sweepings, residues, etc., silver, platinum, platinum group metals	7	158	491	653
	Total division 28	1,322	1,795	12,680	16,879
29	CRUDE ANIMAL AND VEGETABLE MATERIALS, N.E.S. -				
291	Crude animal materials, n.e.s. -				
291.92	Bristles and brush-making hair and their wastes	264	130	1,590	1,208
291.93	Guts, bladders and stomachs of animals (except fish)	188	318	3,033	2,722
292	Crude vegetable materials, n.e.s. -				
292.20	Natural gums, resins, balsam and lacs	128	178	1,998	1,800
292.50	Seeds, fruit and spores for planting	295	367	3,976	6,486
292.91	Saps, pectic substances, etc.	694	647	6,873	5,229
	Total division 29	2,291	2,270	23,728	23,954
	Total section 2	46,747	45,894	430,156	432,178

TABLE 3. IMPORTS OF SELECTED COMMODITY ITEMS OF THE AUSTRALIAN IMPORT COMMODITY CLASSIFICATION - continued
\$'000

A.I.C.C. Item	Description	May		Eleven months ended May	
		1977	1978	1977	1978
3	MINERAL FUELS, LUBRICANTS AND RELATED MATERIALS -				
32	COAL, COKE AND BRIQUETTES -				
321.70	Peat and briquettes of peat	42	97	591	839
321.80	Coke and semi-coke	157	..	597	376
	Total division 32	198	231	1,585	1,674
33	PETROLEUM AND PETROLEUM PRODUCTS -				
331	Petroleum, crude and partly refined -				
331.01	Crude petroleum	41,490	43,639	367,004	443,243
331.02	Petroleum, partly refined	29,962	15,137	228,197	292,383
332	Petroleum products -				
332.10	Motor spirit, gasoline, etc.	12,511	4,619	128,975	88,201
332.40	Residual fuel oils	7,085	16,211	101,497	128,318
	Total division 33	95,744	88,312	916,543	1,073,904
34	PETROLEUM GASES AND OTHER GASEOUS HYDROCARBONS	9	15	126	165
	Total section 3	95,951	88,558	918,254	1,075,743
4	ANIMAL AND VEGETABLE OILS AND FATS -				
41	ANIMAL OILS AND FATS -				
411.10	Oils and fats of fish and marine mammals	9	23	350	494
	Total division 41	24	25	401	579
42	FIXED VEGETABLE OILS AND FATS -				
421	Fixed vegetable oils and fats, soft -				
421.20	Soya bean oil	923	1,053	10,616	11,261
421.50	Olive oil	370	1,202	6,829	7,310
422	Fixed vegetable oils and fats, other -				
422.20	Palm oil	1,397	258	8,210	9,940
422.30	Coconut oil	1,147	836	7,893	8,768
	Total division 42	4,824	4,447	43,994	52,893
43	ANIMAL AND VEGETABLE OILS, FATS, WAXES -				
431.10	Animal and vegetable oils, boiled, oxidised, etc.	92	56	545	2,375
431.20	Animal and vegetable oils and fats, hydrogenated or solidified	545	442	2,740	4,035
431.31	Fatty acids not chemically defined; acid oils from refining	45	53	867	1,210
	Total division 43	710	566	4,377	7,940
	Total section 4	5,558	5,038	48,772	61,413
5	CHEMICALS -				
51	CHEMICAL ELEMENTS AND COMPOUNDS -				
512	Organic chemicals -				
512.11	Styrene	2,567	507	13,456	6,934
512.12	Other hydrocarbons	1,366	687	6,771	7,274
512.13	Halogenated derivatives of hydrocarbons	1,489	2,710	16,139	18,425
512.27	Phenols and phenol-alcohols	411	645	4,992	4,773
512.32	Epoxides, epoxyalcohols, etc., and derivatives	383	929	11,514	7,827
512.43	Ketones, quinones and derivatives	694	643	5,038	5,940
512.51	Monocarboxylic acids and derivatives	1,432	1,761	13,142	13,154
512.53	Oxygen-function carboxylic acids and derivatives	1,451	1,249	9,612	10,811
512.71	Amine-function compounds	1,076	1,330	10,765	12,796
512.72	Oxygen-function amino-compounds	1,396	1,550	15,801	17,927
512.74	Carboxamide-function compounds; amide-function compounds	463	604	5,528	7,229
512.81	Organic sulphur compounds	977	1,314	10,210	12,241
512.85	Heterocyclic compounds (including nucleic acids)	5,342	4,437	48,452	54,524
512.86	Sulphonamides	622	423	5,174	5,556
513	Inorganic chemicals, etc. -				
513.62	Caustic soda (sodium hydroxide)	11,134	4,464	48,294	55,158
514	Other inorganic chemicals	3,054	3,108	31,063	34,752
	Total division 51	41,308	34,231	332,331	357,159

TABLE 3. IMPORTS OF SELECTED COMMODITY ITEMS OF THE AUSTRALIAN IMPORT COMMODITY CLASSIFICATION - *continued*
\$'000

A.I.C.C. Item	Description	May		Eleven months ended May	
		1977	1978	1977	1978
52	MINERAL TAR, CRUDE CHEMICALS FROM COAL, PETROLEUM AND NATURAL GAS -				
521.40	Oils and other products of the distillation of coal tar, etc.	324	18	4,327	5,459
	Total division 52	324	18	4,326	5,483
53	DYEING, TANNING AND COLOURING MATERIALS -				
531	Synthetic organic dyestuffs, natural indigo, etc. -				
531.01	Synthetic organic dyestuffs, natural indigo	2,572	2,889	22,973	24,675
533	Pigments, paints, varnishes, etc. -				
533.10	Colouring materials, n.e.s.	479	408	4,480	4,180
533.32	Varnishes, lacquers, paints, etc.	513	672	6,142	6,822
533.35	Glaziers' putty; painters' fillings, etc.	784	739	7,700	5,984
	Total division 53	5,488	5,444	49,543	50,191
54	MEDICINAL AND PHARMACEUTICAL PRODUCTS -				
541.30	Antibiotics	2,209	2,124	16,296	14,265
541.70	Medicaments	4,369	6,104	48,852	54,393
541.91	Bandages, etc.	641	781	6,465	8,389
	Total division 54	9,557	11,371	91,073	99,932
55	ESSENTIAL OILS, PERFUME MATERIALS, TOILET AND POLISHING PREPARATIONS -				
551	Essential oils, perfume and flavour materials -				
551.10	Essential oils; concretes and absolutes; resinoid:	341	795	3,855	5,487
551.23	Mixtures of odoriferous substances	845	1,051	7,609	8,433
553	Perfumes, cosmetics and toilet preparations	1,314	1,638	12,485	17,489
554	Soap, cleansing and polishing preparations -				
554.10	Soap; organic surface-active agents as soap	175	298	2,178	3,056
554.20	Surface-active agents; washing preparations	981	1,427	8,763	11,441
	Total division 55	3,729	5,389	35,501	47,204
56	FERTILISERS, MANUFACTURED -				
561.30	Mineral or chemical fertilisers, potassic	1,045	204	9,140	8,540
561.90	Fertilisers, other than nitrogenous, phosphatic or potassic	1,981	309	7,095	4,096
	Total division 56	3,067	573	20,440	15,884
57	EXPLOSIVES AND PYROTECHNIC PRODUCTS -				
571.22	Percussion caps, detonators, etc.	17	712	2,095	4,976
571.40	Hunting and sporting ammunition	327	211	2,855	2,560
	Total division 57	373	1,064	7,166	10,593
58	PLASTIC MATERIALS, REGENERATED CELLULOSE ARTIFICIAL RESINS -				
581.10	Condensation, poly-condensation and poly-addition products	6,791	10,038	64,356	73,921
581.20	Polymerisation and copolymerisation products	9,062	10,232	92,706	103,361
581.32	Regenerated cellulose, etc.	4,081	3,146	36,606	29,555
	Total division 58	20,835	24,681	201,960	217,118
59	CHEMICAL MATERIALS AND PRODUCTS, N.E.S. -				
599.20	Insecticides, disinfectants, etc., for retail sale	731	451	10,509	10,953
599.55	Gelatin and gelatin derivatives, etc.	203	233	1,997	2,270
599.64	Rosin and resin acids, etc.	316	155	3,267	2,486
599.75	Anti-knock preparations, oxidation inhibitors, etc.	5,353	5,858	41,999	48,479
	Total division 59	12,398	12,490	105,455	118,149
	Total section 5	97,079	95,260	847,805	921,712

TABLE 3. IMPORTS OF SELECTED COMMODITY ITEMS OF THE AUSTRALIAN IMPORT COMMODITY CLASSIFICATION - continued
\$'000

A.I.C.C. Item	Description	May		Eleven months ended May	
		1977	1978	1977	1978
6	MANUFACTURED GOODS CLASSIFIED CHIEFLY BY MATERIAL -				
61	LEATHER, LEATHER MANUFACTURES, N.E.S., AND DRESSED FUR SKINS -				
611	Leather -				
611.30	Calf leather	90	121	1,130	881
611.40	Other bovine, cattle and equine leather	150	363	2,353	3,160
611.91	Leather of sheep and lamb skins	215	161	2,153	1,843
611.92	Leather of goat and kid skin	279	560	2,179	3,728
612	Manufactures of leather or artificial leather, etc., n.e.s. -				
612.20	Saddlery and other harness-makers' goods	413	364	3,073	2,836
612.30	Uppers, legs and other prepared parts of footwear	215	344	2,308	3,575
613	Fur skins, tanned or dressed (including dyed)	235	266	1,861	3,069
	<i>Total division 61</i>	<i>1,761</i>	<i>2,369</i>	<i>16,799</i>	<i>21,276</i>
62	RUBBER MANUFACTURES, N.E.S. -				
621	Materials of rubber -				
621.05	Unhardened vulcanised rubber piping and tubing	1,817	1,280	12,817	12,100
629	Articles of rubber, n.e.s. -				
629.10	Rubber tyres and tubes, etc.	7,968	6,809	85,755	84,688
629.40	Transmission, conveyor belts, etc.	742	775	6,967	9,853
629.98	Articles of unhardened vulcanised rubber	1,531	1,972	14,082	18,266
	<i>Total division 62</i>	<i>12,827</i>	<i>12,001</i>	<i>127,019</i>	<i>134,081</i>
63	WOOD AND CORK MANUFACTURES (EXCEPT FURNITURE) -				
631	Veneers, plywood boards, 'improved' or reconstituted wood, etc. -				
631.10	Wood sawn lengthwise, thickness not exceeding 5 mm	476	589	7,177	5,352
631.21	Plywood, blockwood and similar laminated wood	1,388	1,486	20,506	16,807
631.87	Wooden beadings and mouldings	433	388	3,673	3,605
632	Wood manufactures, n.e.s. -				
632.40	Builders' woodwork and prefabricated buildings of wood	791	424	7,735	5,294
632.73	Domestic or decorative articles of wood, n.e.s.	368	288	3,608	3,536
633	Cork manufactures -				
633.01	Articles of natural cork	409	334	2,110	3,148
633.02	Agglomerated cork and articles thereof	225	251	2,084	2,204
	<i>Total division 63</i>	<i>4,764</i>	<i>4,637</i>	<i>54,721</i>	<i>48,060</i>
64	PAPER, PAPER BOARD AND MANUFACTURES THEREOF -				
641	Paper and paperboard -				
641.10	Newsprint paper	8,578	4,461	78,830	66,193
641.21	Uncoated printing and writing paper	2,955	1,926	27,586	26,469
641.22	Printing and writing paper, coated, etc.	2,907	2,259	25,272	26,334
641.30	Kraft paper and kraft paperboard	714	820	8,863	8,521
641.50	Paper and paperboard, machine-made, simply finished, n.e.s.	1,659	2,261	16,758	20,340
641.91	Parchment or greaseproof paper and paperboard, etc.	361	400	5,211	5,134
641.95	Paper and paperboard, impregnated, coated, etc., not printing and writing	7,371	6,207	55,587	60,947
641.97	Wallpaper and linocust; window transparencies of paper	482	854	8,754	6,523
642	Articles made of paper pulp, paper or paperboard	2,622	2,529	21,498	25,916
	<i>Total division 64</i>	<i>28,232</i>	<i>22,912</i>	<i>256,030</i>	<i>256,058</i>

TABLE 3. IMPORTS OF SELECTED COMMODITY ITEMS OF THE AUSTRALIAN IMPORT COMMODITY CLASSIFICATION - continued
\$'000

A.I.C.C. Item	Description	May		Eleven months ended May	
		1977	1978	1977	1978
65	TEXTILE YARN, FABRICS, MADE-UP ARTICLES AND RELATED PRODUCTS -				
651	Textile yarn and thread -				
651.21	Yarn of carded sheep's or lambs' wool, not for retail sale	793	1,154	9,402	12,311
651.22	Yarn of combed sheep's or lambs' wool, not for retail sale	369	174	3,254	3,945
651.30	Cotton yarn, thread, unbleached, unmercerised not for retail sale	374	218	4,584	2,599
651.41	Cotton yarn, thread, bleached, dyed, mercerised, not for retail sale	253	475	3,752	3,684
651.61	Yarn of continuous synthetic fibres, not for retail sale	3,112	2,260	22,269	20,819
651.62	Monofil, strip, etc., of synthetic fibres	206	307	2,521	2,710
651.64	Yarn of discontinuous synthetic fibres, not for retail sale	4,675	5,278	42,196	49,155
651.65	Yarn of discontinuous synthetic fibres, for retail sale	634	696	2,898	3,871
651.71	Yarn of continuous regenerated fibres, not for retail sale	730	686	8,090	7,988
651.74	Yarn of discontinuous regenerated fibres, not for retail sale	360	300	3,714	3,225
652	Woven cotton fabrics (except narrow or special fabrics) -				
652.13	Woven cotton fabrics (other than cotton gauze and Terry fabrics of cotton), unbleached, unmercerised	915	752	10,072	10,632
652.23	Pile and chenille fabrics of cotton	1,042	977	18,547	23,042
652.29	Other woven cotton fabrics	12,864	14,781	132,231	132,379
653	Textile fabrics (except narrow and special) other than cotton -				
653.11	Woven fabrics of silk, other than noil	122	342	1,391	2,355
653.21	Woven fabrics of wool or fine animal hair	398	473	5,093	7,330
653.31	Woven fabrics of flax or ramie	301	296	2,507	2,775
653.40	Woven fabrics of jute	529	711	7,733	8,462
653.51	Woven fabrics of continuous synthetic fibres	2,101	2,272	18,461	17,315
653.52	Woven fabrics of discontinuous synthetic fibres	3,360	4,336	33,453	39,005
653.53	Pile and chenille fabrics of synthetic fibres	1,359	2,155	15,908	18,662
653.61	Woven fabrics of continuous regenerated fibres	474	503	5,075	4,706
653.62	Woven fabrics of discontinuous regenerated fibres	742	711	6,697	7,010
653.63	Pile and chenille fabrics of regenerated fibres	342	280	2,506	2,985
653.70	Knitted or crocheted fabrics, not elastic nor rubberised	2,499	2,374	31,931	27,355
653.80	Textile fabrics of glass fibre	198	186	2,381	2,046
654	Tulle, lace, etc., and other small wares -				
654.01	Narrow woven fabrics	300	462	2,763	3,797
654.06	Embroidery	376	459	3,185	6,253
655	Special textile fabrics and related products -				
655.10	Felt and articles of felt	435	480	4,925	4,719
655.41	Fabrics and articles of bonded fibre	715	785	8,129	8,423
655.43	Textile fabrics impregnated or coated with artificial plastic materials	591	877	6,360	7,590
655.45	Rubberised textile fabrics (except knitted or crocheted)	452	490	4,885	3,822
655.61	Cordage, cable, rope, twine	295	211	2,547	4,213
655.62	Nets and netting made of twine, cordage, etc.	110	222	1,057	1,754
655.81	Wadding and articles of wadding, etc.	148	296	1,189	1,469
655.83	Textile fabrics and articles used in machinery or plant	567	574	5,423	4,977
655.92	Transmission or conveyor belts, etc., of textile material	445	418	1,992	2,371

TABLE 3. IMPORTS OF SELECTED COMMODITY ITEMS OF THE AUSTRALIAN IMPORT COMMODITY CLASSIFICATION - *continued*
\$'000

A.I.C.C. Item	Description	May		Eleven months ended May	
		1977	1978	1977	1978
65	TEXTILE YARN, FABRICS, MADE-UP ARTICLES AND RELATED PRODUCTS - <i>continued</i>				
656	Made-up articles, wholly or chiefly of textile materials, n.e.s. -				
656.10	Sacks and bags	2,135	1,971	18,311	21,077
656.20	Tarpaulins, sails, awnings, tents, etc.	257	242	8,151	10,051
656.62	Blankets and travelling rugs of cotton	114	137	1,483	1,570
656.69	Blankets and travelling rugs of fibres other than cotton or wool	152	67	2,092	2,417
656.91	Linen, curtains and other textile furnishing articles	1,907	2,216	26,011	27,249
657	Floor coverings, tapestries, etc. -				
657.41	Floor coverings, on a base of paper or paperboard (coated)	119	205	2,185	1,675
657.42	Linoleum, etc., on a textile base	91	234	2,225	2,116
657.50	Carpets, carpeting and rugs (knotted)	166	327	1,574	1,811
657.60	Other carpets, carpeting, rugs	6,022	6,609	60,803	60,301
657.80	Matting, of plaiting material; straw envelopes for bottles	63	154	904	1,134
	<i>Total division 65</i>	<i>56,106</i>	<i>62,369</i>	<i>582,924</i>	<i>616,616</i>
66	NON-METALLIC MINERAL MANUFACTURES, N.E.S. -				
661	Lime, cement and fabricated building materials	550	425	7,105	7,459
662	Clay and refractory construction materials -				
662.32	Other refractory bricks, blocks, tiles, etc., (excluding heat-insulating bricks, etc.)	976	647	6,522	11,321
662.45	Glazed, non-refractory ceramic sets, flags and tiles	2,610	2,815	31,091	30,836
663	Non-metallic mineral manufactures, n.e.s.	2,311	2,700	22,212	26,483
664	Glass	3,018	2,860	32,073	31,555
665	Glassware -				
665.11	Glass containers and closures	1,015	657	7,336	7,443
665.20	Glassware for table, kitchen, etc., use	2,472	2,367	24,378	25,843
666	Pottery -				
666.40	Tableware, etc., of porcelain and china	884	1,302	11,674	12,011
666.50	Tableware, etc., of pottery other than porcelain and china	1,333	1,427	13,659	15,683
667.20	Diamonds (except industrial)	1,523	2,971	20,004	26,252
667.30	Precious and semi-precious stones (other than pearls or diamonds)	424	675	10,502	6,119
	<i>Total division 66</i>	<i>18,826</i>	<i>20,998</i>	<i>203,547</i>	<i>222,127</i>

TABLE 3. IMPORTS OF SELECTED COMMODITY ITEMS OF THE AUSTRALIAN IMPORT COMMODITY CLASSIFICATION - continued
\$'000

A.I.C.C. Item	Description	May		Eleven months ended May	
		1977	1978	1977	1978
67	IRON AND STEEL -				
671	Pig iron, spiegeleisen, sponge iron, etc.	625	1,513	17,681	12,979
673	Iron and steel bars, rods, etc. -				
673.23	Bars and rods, hollow mining drill steel, alloy steel	1,284	1,338	14,676	16,636
674	Universals, plates and sheets of iron or steel -				
674.31	Uncoated plates and sheets less than 3 mm thick, not high carbon or alloy steel	2,296	2,370	31,536	31,406
674.81	Other coated plates and sheets less than 3 mm thick, not high carbon or alloy steel	3,187	2,638	18,363	28,197
675	Hoop and strip of iron or steel -				
675.01	Hoop and strip, not high carbon or alloy steel	921	601	8,568	5,396
675.03	Hoop and strip, alloy steel	344	875	5,426	6,640
676	Railway and tramway track construction material	2,523	242	2,837	652
677	Iron and steel wire (except wire rod)	791	743	7,624	7,430
678	Tubes, pipes and fittings of iron or steel -				
678.20	Seamless tubes, pipes (except high pressure hydro-electric conduit) except cast iron	2,232	4,085	27,400	29,151
678.30	Welded, clinched, riveted, etc., tubes, pipes (except high pressure hydro-electric conduit) except cast iron	1,469	2,339	15,669	22,302
678.50	Tube and pipe fittings	838	1,528	7,743	13,358
	Total division 67	19,603	22,844	193,024	216,976
68	NON-FERROUS METALS -				
681	Silver and alloys, platinum and platinum group metals	408	329	2,711	3,168
682	Copper and copper alloys -				
682.22	Plates, sheets and strip	271	148	3,956	2,648
682.23	Foil of a thickness not exceeding 0.15 mm	276	376	3,063	3,098
683	Nickel and nickel alloys, n.e.s. -				
683.10	Unworked	899	2,566	5,790	8,204
683.22	Plates, sheets, strip, foil, powders and flakes	205	895	2,523	2,852
684	Aluminium and aluminium alloys -				
684.21	Bars, rods, angles, shapes and sections; wire	62	33	1,966	2,330
684.22	Plates, sheets and strip	271	269	2,426	2,128
684.23	Foil of a thickness not exceeding 0.20 mm	393	444	4,225	4,265
689	Miscellaneous non-ferrous base metals and their alloys	348	698	6,237	6,925
	Total division 68	4,815	7,003	42,883	46,970
69	MANUFACTURES OF METAL, N.E.S. -				
692	Metal containers for storage and transport	769	665	7,043	8,802
693	Wire products (excluding insulated electric cable) and fencing grills	780	880	10,762	9,394
694	Nails, screws, nuts, etc., of iron, steel or copper -				
694.21	Nuts, bolts, screws, etc., of iron or steel	1,634	2,035	18,364	18,746
695	Tools for use in the hand or machines -				
695.21	Hand saws and saw blades	684	918	6,714	8,220
695.22	Pliers, spanners, files, etc.	1,705	1,847	16,788	22,291
695.23	Hand tools, etc., n.e.s.	1,621	1,809	16,511	16,504
695.24	Interchangeable tools for hand or machine tools	2,139	2,357	19,485	22,534
696	Cutlery	1,873	3,115	24,845	26,704
697	Household equipment of base metals	2,484	2,862	29,833	28,240
698	Manufactures of metal, n.e.s. -				
698.12	Metal fittings for furniture, etc.	1,320	1,802	13,962	16,616
698.30	Chain and parts, iron or steel	1,000	1,345	9,726	10,987
698.91	Articles of iron or steel, n.e.s.	1,635	2,279	18,556	20,738
	Total division 69	23,213	27,074	240,461	258,799
	Total section 6	170,147	182,247	1,717,407	1,820,963

TABLE 3. IMPORTS OF SELECTED COMMODITY ITEMS OF THE AUSTRALIAN IMPORT COMMODITY CLASSIFICATION - *continued*
\$'000

A.I.C.C. Item	Description	May		Eleven months ended May	
		1977	1978	1977	1978
7	MACHINERY AND TRANSPORT EQUIPMENT -				
71	MACHINERY (EXCEPT ELECTRIC) -				
711	Power generating machinery, except electric -				
711.50	Internal combustion piston engines, except for aircraft	20,131	20,174	171,398	178,378
712	Agricultural machinery, implements and parts -				
712.50	Tractors, except road for tractor-trailer combinations	17,035	6,762	141,662	112,984
714	Office machines -				
714.30	Automatic data processing machines, etc.	15,446	18,600	142,037	188,797
714.92	Parts and accessories for office machines	4,424	5,014	37,115	47,101
715	Metal-working machinery -				
715.10	Machine tools for working metal	4,783	8,650	45,343	58,799
717	Textile and leather machinery	6,690	7,920	64,016	60,769
718	Machines for special industries -				
718.42	Excavating, levelling, boring, etc.	18,315	16,955	144,290	157,218
719	Machinery and appliances, non-electrical and parts, n.e.s. -				
719.12	Air conditioning machines	912	684	22,057	33,462
719.21	Pumps for liquids	3,321	3,780	28,929	35,291
719.22	Air, vacuum pumps and air or gas compressors	4,785	5,934	47,882	53,494
719.31	Lifting, loading, etc., machinery	5,415	5,377	38,946	43,500
719.32	Work trucks, mechanically propelled, used in factories, etc.	2,604	3,449	28,513	30,734
719.62	Machinery for cleaning, filling, bottles, cans, etc.	4,271	4,997	43,416	45,953
719.70	Ball, roller or needle roller bearings	2,527	4,091	29,447	36,061
719.80	Machines and mechanical appliances, n.e.s.	6,474	8,143	60,725	65,236
719.92	Taps, cocks, valves, etc.	4,188	5,188	37,653	47,882
719.93	Transmission shafts, bearing housings, etc.	6,598	6,637	51,772	61,341
	<i>Total division 71</i>	<i>167,964</i>	<i>178,202</i>	<i>1,344,528</i>	<i>1,696,637</i>
72	ELECTRICAL MACHINERY, APPARATUS AND APPLIANCES -				
722	Electric power machinery and switchgear -				
722.10	Generators, motors, etc.	6,154	8,462	89,445	96,711
722.20	Apparatus for making, breaking electric circuits	8,300	9,889	80,915	87,520
724	Telecommunication apparatus -				
724.10	Television broadcast receivers	10,754	4,496	158,565	68,639
724.20	Radio broadcast receivers	9,906	4,947	104,357	56,513
724.91	Telephone and telegraph equipment	4,056	5,454	28,063	40,270
725	Domestic electric equipment -				
725.01	Refrigerators	1,977	2,235	33,720	26,369
725.03	Electro-mechanical appliances, n.e.s.	2,942	2,412	29,116	26,271
725.05	Electric space heating apparatus; electro-thermic domestic appliances, etc.	4,076	6,844	33,419	51,069
729	Other electrical machinery and apparatus -				
729.30	Thermionic, etc., valves and tubes, photo cells, transistors, etc.	6,844	4,702	75,355	52,969
729.52	Measuring, controlling instruments, apparatus, etc.	5,355	7,442	46,597	62,297
729.60	Hand tools with self-contained electric motor	2,485	2,566	25,865	23,980
	<i>Total division 72</i>	<i>84,589</i>	<i>86,809</i>	<i>920,166</i>	<i>857,316</i>
73	TRANSPORT EQUIPMENT -				
732	Road motor vehicles -				
732.10	Passenger motor cars (except buses, special vehicles)	46,358	36,879	401,709	379,190
732.30	Lorries and trucks (including ambulances, etc.)	19,643	24,450	242,755	227,275
732.89	Parts and accessories, n.e.s., for motor vehicles	25,672	25,938	253,662	230,808
734	Aircraft and parts, n.e.s.	8,960	10,356	106,861	112,482
735	Ships, boats and floating structures -				
735.30	Ships, boats and other vessels (except warships)	10,280	12,198	16,157	49,465
	<i>Total division 73</i>	<i>123,800</i>	<i>124,650</i>	<i>1,141,158</i>	<i>1,130,987</i>
	Total section 7	376,354	389,660	3,605,852	3,704,940

TABLE 3. IMPORTS OF SELECTED COMMODITY ITEMS OF THE AUSTRALIAN IMPORT COMMODITY CLASSIFICATION - *continued*
\$'000

A.I.C.C. Item	Description	May		Eleven months ended May	
		1977	1978	1977	1978
8	MISCELLANEOUS MANUFACTURED ARTICLES -				
81	SANITARY, PLUMBING, HEATING AND LIGHTING FIXTURES AND FITTINGS -				
812.10	Non-electric central heating apparatus and parts	264	172	3,904	3,359
812.41	Illuminating glassware, signalling glassware, and optical elements of glass	354	538	4,333	4,706
812.42	Lamps, lamp fittings, parts of base metal, n.e.s.	1,177	1,261	12,508	11,948
	<i>Total division 81</i>	<i>2,004</i>	<i>2,236</i>	<i>22,940</i>	<i>22,428</i>
82	FURNITURE -				
821.01	Chairs and other seats	1,684	1,474	17,574	19,077
821.02	Medical, dental, etc., furniture	184	313	2,119	2,266
821.03	Mattress supports; bedding fitted with springs, foam rubber, etc.	512	825	5,750	7,595
821.09	Other furniture and parts	2,134	2,191	23,185	25,008
	<i>Total division 82</i>	<i>4,514</i>	<i>4,804</i>	<i>48,628</i>	<i>53,945</i>
83	TRAVEL GOODS, HANDBAGS AND SIMILAR ARTICLES	2,158	2,432	28,224	29,693
84	CLOTHING AND CLOTHING ACCESSORIES, ARTICLES OF KNITTED OR CROCHETED FABRIC -				
841	Clothing and accessories (except fur), etc. -				
841.11	Men's and boys' outer garments	1,814	2,124	23,937	23,909
841.12	Women's, girls' and infants' outer garments	2,541	3,468	36,895	50,446
841.13	Men's and boys' undergarments	706	675	14,562	12,914
841.43	Undergarments, knitted or crocheted, not elastic or rubberised	1,550	1,495	17,233	19,117
841.44	Outer garments and other articles, knitted or crocheted, not elastic or rubberised	4,643	5,349	91,569	97,529
	<i>Total division 84</i>	<i>14,822</i>	<i>17,010</i>	<i>225,443</i>	<i>250,151</i>
85	FOOTWEAR, GAITERS AND SIMILAR ARTICLES AND PARTS THEREOF -				
851.01	Footwear with outer soles and uppers of rubber, etc.	603	1,243	17,722	22,968
851.02	Footwear with outer soles of leather, etc.	3,130	3,409	50,348	56,096
	<i>Total division 85</i>	<i>3,890</i>	<i>4,732</i>	<i>69,101</i>	<i>79,981</i>
86	PROFESSIONAL, SCIENTIFIC AND CONTROLLING INSTRUMENTS, PHOTOGRAPHIC AND OPTICAL GOODS, WATCHES AND CLOCKS -				
861	Scientific, medical, optical, measuring and controlling instruments and apparatus -				
861.40	Cameras (except cinematographic), flashlight apparatus	1,555	1,958	20,414	21,483
861.69	Photo-copying apparatus; photographic equipment, n.e.s.	4,363	5,907	40,063	51,872
861.71	Medical instruments and appliances, etc., (except electro-medical)	3,130	3,280	26,491	28,399
861.93	Drawing, calculating instruments, etc.	1,097	1,512	10,384	11,840
861.97	Apparatus for measuring, controlling flow, & pH, pressure, etc., of liquids or gases	1,142	1,300	10,352	12,289
861.99	Parts and accessories for articles falling within items 729.51,52;861.81,82,96,97	2,147	3,363	21,492	26,086
862	Photographic and cinematographic supplies -				
862.41	Photographic plates and film in the flat (except of paper, paperboard, cloth), sensitised, unexposed	1,702	2,316	16,542	22,721
862.42	Film in rolls, sensitised, unexposed	2,629	3,109	27,510	30,863
862.43	Sensitised paper, paperboard and cloth, undeveloped	1,026	1,246	10,536	11,920
864	Watches, clocks and parts therefor	3,217	3,524	47,431	45,891
	<i>Total division 86</i>	<i>31,156</i>	<i>37,664</i>	<i>317,693</i>	<i>356,011</i>

TABLE 3. IMPORTS OF SELECTED COMMODITY ITEMS OF THE AUSTRALIAN IMPORT COMMODITY CLASSIFICATION - continued
\$'000

A.I.C.C. Item	Description	May		Eleven months ended May	
		1977	1978	1977	1978
89	MISCELLANEOUS MANUFACTURED ARTICLES, N.E.S. -				
891	Musical instruments, recorders and reproducers, etc. -				
891.11	Gramophones, sound recorders, etc.	3,533	4,323	45,458	38,545
891.20	Gramophone records, prepared tapes	3,045	3,076	26,933	28,466
891.85	Electric musical instruments	2,641	1,495	22,735	16,531
892	Printed matter -				
892.11	Printed books, pamphlets, etc.	10,671	12,232	104,573	115,999
892.20	Newspapers, journals and periodicals	2,690	4,203	25,560	35,727
893	Articles of artificial resins, plastics, etc.	5,813	6,592	52,967	61,491
894	Petambulators, toys, games and sporting goods -				
894.23	Toys, n.e.s.	3,651	2,708	39,074	39,815
894.24	Equipment for indoor games	1,517	2,316	15,899	20,312
895	Office and stationery supplies, n.e.s.	2,002	1,916	18,506	22,622
896	Works of art, collectors' pieces and antiques -				
896.01	Paintings, drawings and pastels	580	398	5,815	10,040
897.11	Jewellery of precious metal	1,476	2,325	15,764	18,280
899	Manufactured articles, n.e.s.	3,974	4,725	43,926	46,755
	Total division 89	51,833	57,406	528,407	571,133
	Total section 8	110,377	126,285	1,240,436	1,363,344
9A	COMMODITIES AND TRANSACTIONS, N.E.S. -				
931	Special transactions	11,731	19,939	94,899	111,016
	Total division 9A	11,949	20,130	96,905	114,512
	Total Merchandise (a)	968,396	1,013,714	9,400,409	10,100,543
9B	Non-Merchandise (b)	7,694	6,663	71,271	80,926
	Total	976,091	1,020,377	9,471,679	10,181,469

(a) The sum of Divisions 00 to 9A. (b) A complete description of non-merchandise items is contained in the *Australian Import Commodity Classification*.

TABLE 4. IMPORTS BY STATE
\$'000

State	May		Eleven months ended May	
	1977	1978	1977	1978
New South Wales	395,782	411,865	3,867,349	4,246,567
Victoria	356,531	372,469	3,333,295	3,493,454
Queensland	75,535	90,367	771,296	802,485
South Australia	54,451	39,804	581,654	569,358
Western Australia	77,909	81,596	763,064	860,357
Tasmania	8,868	14,325	83,148	106,018
Northern Territory	6,219	9,402	67,890	96,213
Australian Capital Territory	795	550	3,983	7,017
Total	976,091	1,020,377	9,471,679	10,181,469

TABLE 5. IMPORTS BY ECONOMIC CLASSES
\$'000

<i>Economic classes and degree of manufacture</i>	<i>May</i>		<i>Eleven months ended May</i>	
	<i>1977</i>	<i>1978</i>	<i>1977</i>	<i>1978</i>
I. PRODUCERS' MATERIALS FOR USE -				
Building and construction -				
crude	8,826	10,151	111,385	90,914
simply transformed	1,460	1,370	13,899	12,434
elaborately transformed	16,813	19,651	185,037	183,703
<i>Total</i>	<i>27,100</i>	<i>31,172</i>	<i>310,321</i>	<i>287,051</i>
Rural industries -				
crude	10,758	12,085	78,606	101,327
simply transformed
elaborately transformed	606	877	6,777	5,634
<i>Total</i>	<i>11,364</i>	<i>12,963</i>	<i>85,384</i>	<i>106,961</i>
Manufacturing -				
Food, beverages, tobacco -				
crude	8,981	11,659	52,585	76,854
simply transformed	1,731	2,094	13,271	25,321
elaborately transformed	1,335	2,115	10,318	15,681
<i>Total</i>	<i>12,047</i>	<i>15,868</i>	<i>76,174</i>	<i>117,856</i>
Other -				
crude	85,465	70,454	721,804	862,723
simply transformed	56,739	62,705	535,316	571,806
elaborately transformed	167,228	162,926	1,558,827	1,650,919
<i>Total</i>	<i>309,432</i>	<i>296,085</i>	<i>2,815,948</i>	<i>3,085,448</i>
Motor vehicle assembly -				
elaborately transformed	61,485	60,949	581,872	524,900
<i>Total Producers' Materials -</i>				
crude	114,030	104,349	964,380	1,131,817
simply transformed	59,930	66,169	562,486	609,561
elaborately transformed	247,467	246,518	2,342,831	2,380,837
<i>Total</i>	<i>421,427</i>	<i>417,036</i>	<i>3,869,698</i>	<i>4,122,215</i>
II. FUELS AND LUBRICANTS -				
Fuels - simply transformed	22,154	27,356	301,678	317,235
Lubricants - simply transformed	1,345	1,030	10,006	12,442
<i>Total Fuels and Lubricants</i>	<i>23,499</i>	<i>28,385</i>	<i>311,684</i>	<i>329,678</i>
III. AUXILIARY AIDS TO PRODUCTION -				
Advertising matter - elaborately transformed	408	714	4,537	7,320
Containers - simply transformed	2,048	1,891	21,181	19,581
Other - elaborately transformed	5,198	5,963	53,387	65,339
Total simply transformed	2,048	1,891	21,181	19,581
Total elaborately transformed	5,606	6,677	57,923	72,659
<i>Total Auxiliary Aids to Production</i>	<i>7,654</i>	<i>8,567</i>	<i>79,105</i>	<i>92,240</i>

TABLE 5. IMPORTS BY ECONOMIC CLASSES - *continued*
\$'000

<i>Economic classes and degree of manufacture</i>	<i>May</i>		<i>Eleven months ended May</i>	
	1977	1978	1977	1978
IV. CAPITAL EQUIPMENT : PRODUCERS' EQUIPMENT -				
Farm - elaborately transformed	25,427	16,468	216,854	199,840
Non-farm - elaborately transformed	174,125	212,267	1,670,550	1,949,317
<i>Total Producers' Equipment</i>	199,552	228,735	1,887,404	2,149,158
V. CAPITAL EQUIPMENT : TRANSPORT EQUIPMENT -				
Railway equipment - elaborately transformed	3,723	1,917	9,573	8,755
Complete road vehicles - elaborately transformed	62,957	61,294	636,314	624,930
Vessels - elaborately transformed	1,393	12,786	16,319	72,200
Aircraft - elaborately transformed	8,399	12,702	97,396	127,414
<i>Total Transport Equipment</i>	76,472	88,698	759,603	833,299
VI. FINISHED CONSUMER GOODS -				
Food, beverages, tobacco -				
crude	11,594	9,978	109,781	126,934
simply transformed	14,160	13,141	130,237	158,305
elaborately transformed	15,269	19,442	163,824	186,812
<i>Total</i>	41,023	42,561	403,842	472,051
Clothing and accessories -				
elaborately transformed	18,074	21,427	286,433	323,714
Other -				
crude	253	287	2,121	2,239
simply transformed	208	333	2,653	3,067
elaborately transformed	168,548	163,076	1,711,959	1,689,978
<i>Total</i>	169,009	163,695	1,716,733	1,695,285
<i>Total finished consumer goods -</i>				
crude	11,847	10,265	111,902	129,174
simply transformed	14,368	13,473	132,890	161,372
elaborately transformed	201,891	203,945	2,162,216	2,200,504
<i>Total</i>	228,106	227,684	2,407,008	2,491,050
VII. MUNITIONS AND WAR STORES -				
elaborately transformed	11,686	14,609	85,907	82,903
<i>Total Merchandise</i>				
crude	125,878	114,614	1,076,283	1,260,991
simply transformed	99,845	109,918	1,028,241	1,120,192
elaborately transformed	742,674	789,182	7,295,885	7,719,360
Total	968,396	1,013,714	9,400,409	10,100,543
Non-Merchandise	7,694	6,663	71,271	80,926
Total	976,091	1,020,377	9,471,679	10,181,469

TABLE 6. CUSTOMS AND EXCISE REVENUE COLLECTED
\$'000

Customs tariff division and excise tariff item	May		Eleven months ended May	
	1977	1978	1977	1978
	GROSS CUSTOMS -			
I. Live animals, animal products	58	83	1,028	919
II. Vegetable products	98	143	1,319	1,056
III. Animal and vegetable fats and oils and their cleavage products; prepared edible fats; animal and vegetable waxes	212	280	2,508	3,000
IV. Prepared foodstuffs; beverages, spirits and vinegar; tobacco	12,669	16,519	159,254	165,597
V. Mineral products	1,265	268	11,764	5,322
VI. Products of chemical and allied industries	1,707	2,025	18,128	18,217
VII. Artificial resins and plastic materials, cellulose esters and ethers, and articles thereof; rubber, synthetic rubbers, factice, and articles thereof	4,912	5,709	48,590	57,169
VIII. Raw hides and skins, leather, furskins and articles thereof; saddlery and harness; travel goods, handbags, etc.; articles of gut (other than silk-worm gut)	1,057	1,126	11,926	12,748
IX. Wood and articles; charcoal; cork and articles; manufactures of straw, esparto and other plaiting materials; basketware and wickerwork	1,274	1,337	17,545	14,610
X. Paper-making material; paper, paperboard and articles thereof	1,457	2,050	16,769	19,614
XI. Textiles and textile articles	10,052	11,479	133,042	135,014
XII. Footwear, headgear, umbrellas, sunshades, whips, riding-crops and parts therefor; prepared feathers and articles; artificial flowers; articles of human hair; fans	1,329	1,686	24,638	28,840
XIII. Articles of stone, plaster, cement, asbestos, mica and similar materials; ceramic products; glass and glassware	1,755	2,195	21,305	20,926
XIV. Pearls, precious, semi-precious stones, precious metals, rolled precious metals, and articles; imitation jewellery; coin	848	1,017	8,054	8,416
XV. Base metals and articles of base metals	4,953	5,582	54,398	55,449
XVI. Machinery, mechanical appliances; electrical equipment; parts therefor	18,739	19,864	223,705	204,563
XVII. Vehicles, aircraft, and parts; vessels and certain associated transport equipment	23,516	25,933	255,377	234,944
XVIII. Optical, photographic, cinematographic, measuring, checking, precision, medical and surgical instruments and apparatus; clocks, watches, musical instruments; sound recorders and reproducers; television image and sound recorders and reproducers, magnetic, parts therefor	2,145	2,392	26,362	23,630
XIX. Arms and ammunition; parts therefor	56	38	459	460
XX. Miscellaneous manufactured articles	3,104	2,892	34,174	35,922

TABLE 6. CUSTOMS AND EXCISE REVENUE COLLECTED - *continued*
\$'000

Customs tariff division and excise tariff item	May		Eleven months ended May	
	1977	1978	1977	1978
GROSS CUSTOMS - <i>continued</i>				
XXI. Works of art, collectors' pieces, antiques (including revenue on goods for which a Customs entry is not required, on concessional items in the Second Schedule), and additional duty on post entries	50	16	395	325
<i>Total Gross Customs</i>	91,258	102,635	1,070,739	1,046,742
Primage	843	947	8,659	9,512
<i>Total Gross Customs, Primage Duties</i>	92,101	103,582	1,079,398	1,056,254
GROSS EXCISE -				
Beer	65,606	63,986	689,044	706,532
Spirits, including liqueurs, etc.	5,103	6,753	64,907	68,666
Tobacco (manufactured), snuff	1,859	1,619	18,863	17,251
Cigars and cigarettes	48,525	47,194	487,950	493,847
Aviation gasoline - by-law	238	252	2,161	2,629
Aviation gasoline - other
Other gasoline	61,076	69,329	610,170	671,603
Mineral turpentine
Coal tar and coke oven distillates, etc.	1	1
Aviation turbine kerosene	2,626	3,801	33,643	38,733
Kerosene, n.e.c.	197	..
Diesel fuel - by-law	6,868	7,566	69,115	77,654
Playing cards	13	15	115	122
Cigarette tubes, paper and papers	72	68	827	724
Matches	198	147	1,792	1,735
Wine - other than table wine (excise item 16)	1	..
Petroleum and liquid petroleum gas (excise item 17)	31,044	35,241	308,497	433,747
Coal	210	946	2,467	7,468
Canned fruit	43	20	253	278
Other and undistributed excise revenue
<i>Total Gross Excise Duties</i>	223,482	236,938	2,290,004	2,520,994
Total Gross Customs, Primage and Excise Duties	315,583	340,520	3,369,402	3,577,248
Total Customs, Primage and Excise Refunds and Drawbacks	6,194	4,592	53,430	48,334

NOTE. Statistics of the value of duty included in the price of petroleum products purchased by Commonwealth Government departments and subsequently credited to those departments by the Department of Finance are not available. Details are not available, therefore, on the value of Net Customs, Primage and Excise Revenue collected.

TABLE 7. EXCISE ITEMS - QUANTITIES ON WHICH EXCISE DUTY PAID

Item	Unit of quantity	May		Eleven months ended May	
		1977	1978	1977	1978
Beer	'000 l	166,514	162,401	1,748,842	1,793,227
Spirits (potable) -					
Brandy	alcohol content l	189,199	265,203	2,505,892	2,584,805
Gin	"	47,593	62,191	670,869	647,796
Whisky	"	36,736	47,739	606,062	583,717
Rum	"	142,363	161,317	1,350,629	1,534,168
Liqueurs	"	17,749	19,526	279,916	275,943
Vodka	"	45,324	68,541	692,823	747,062
Flavoured liquors	"	18,472	22,095	221,783	236,713
Other	"	529	12,154	9,662	89,567
Total Spirits (Potable)	"	497,965	658,766	6,337,636	6,699,771
Tobacco - manufactured	kg	189,127	164,173	1,914,759	1,751,523
Cigars -					
Hand-made	"
Machine-made	"	7,316	6,515	85,784	74,795
Cigarettes - Machine-made	"	2,500,181	2,432,130	25,130,595	25,444,639
Aviation gasoline - by-law (a)	'000 l	5,533	5,536	50,199	58,134
Aviation gasoline - other (a)	"
Other gasoline (a)	"	1,245,180	1,344,897	12,439,762	13,128,403
Mineral turpentine	"
Coal tar and coke oven distillates, etc.	"	12	10
Aviation turbine kerosene (a)	"	66,656	90,720	853,878	932,533
Kerosene, n.e.i. (a)	"	5,000	..
Diesel fuel - by-law	"	140,014	146,775	1,409,074	1,521,560
Playing cards	doz packs	13,482	15,000	115,268	121,593
Cigarette tubes, paper and papers	thousand	299,715	282,855	3,421,530	2,995,765
Matches	'000 matches	2,635,211	1,959,623	23,889,847	23,139,628
Wine - other than table wine (excise item 16)	litres	1,933	..
Petroleum and liquid petroleum gas (excise item 17)	'000 l	2,463,770	1,939,330	24,483,895	25,193,389
Coal	tonne	4,873,459	6,308,889	57,363,105	62,008,881
Canned fruit	doz cont	1,055,857	462,520	6,233,180	6,567,009

(a) Includes supplies to the Commonwealth Government on which excise duty was paid and subsequently credited.