



**Australian
Bureau of
Statistics**

1991-92

**LAW AND ORDER
QUEENSLAND**

FINAL ISSUE

Catalogue No. 4502.3

LAW AND ORDER, QUEENSLAND, 1991-92

CONTENTS

<i>Table</i>	<i>Page</i>
.. Main Features	1
<i>Diagram</i>	
1 Police strength, Queensland, at 30 June 1980 to 1992	1
2 Magistrates Courts: Appearances and charges, Queensland, 1979-80 to 1991-92	1
3 Children's Courts: Appearances (for offences) and charges, Queensland, 1979-80 to 1991-92	1
4 Higher Courts: Appearances and convictions, Queensland, 1979-80 to 1991-92	1
SECTION 1. POLICE STRENGTH AND CRIME STATISTICS	
POLICE STRENGTH	
<i>Table</i>	
1 Strength and classification, Queensland, at 30 June 1987 to 1992	2
CRIME STATISTICS	
2 Offences reported to or detected by police, by police region, Queensland, 1991-92	2
3 Offences reported to or detected by police, Queensland, 1986-87 to 1991-92	3
SECTION 2. COURTS	
MAGISTRATES COURTS	
4 Total appearances and appearances resulting in summary convictions by offence with most serious outcome, Queensland, 1986-87 to 1991-92	4
5 Charges heard and charges resulting in summary convictions by offence with most serious outcome, Queensland, 1986-87 to 1991-92	4
6 Appearances: Offence with most serious outcome by outcome and punishment, Queensland, 1991-92	5
7 Appearances: Offence with most serious outcome by statistical division of appearance, Queensland, 1991-92	6
CHILDREN'S COURTS	
8 Summary, Queensland, 1986-87 to 1991-92	7
9 Appearances (Offences): Most serious offence charged by outcome, Queensland, 1991-92	8
10 Appearances (Offences): Most serious offence charged by age, Queensland, 1991-92	9
HIGHER COURTS	
11 Total appearances and appearances resulting in conviction by most serious offence charged, Queensland, 1986-87 to 1991-92	10
12 Appearances: Most serious offence charged by age, Queensland, 1991-92	11
13 Charges heard: Offence by outcome, Queensland, 1991-92	12

INQUIRIES

- for further information about statistics in this publication and the availability of related unpublished statistics, contact Ron Keller on Brisbane (07) 222 6054 or any ABS State office.
- for information about other ABS statistics and services please contact Information Services on Brisbane (07) 222 6351 or any ABS State office.

CONTENTS - *continued*

<i>Table</i>		<i>Page</i>
SECTION 3. CORRECTIVE SERVICES		
CUSTODIAL CORRECTIONS		
14	Convicted prisoners on hand by age, Queensland, at 30 June 1987 to 1992	13
15	Convicted prisoners on hand by offence, Queensland, at 30 June 1987 to 1992	13
COMMUNITY CORRECTIONS		
16	Probation, parole and community service: Orders made and terminated, Queensland, 1991-92	13
SECTION 4. CHILDREN UNDER ORDERS		
17	Reason for order, type of order and type of placement, Queensland, at 30 June 1987 to 1992	14
18	Type of order by sex and current address in statistical divisions and statistical districts, Queensland, at 30 June 1992	14
..	Explanatory Notes	15
Appendixes		
A	Offence classification and orders relating to children, Queensland	19
B	Data items and unpublished tables available	21

NOTES

The statistics in this publication relate to police strength, crime (offences reported or detected and court actions), custodial corrections (prisons), community corrections (probation, parole, community service orders and fine option orders) and children under orders. Police and community corrections statistics have been extracted from relevant annual reports. Courts, corrective services and children under orders statistics are compiled from information provided by the Queensland Justice Department, the Queensland Corrective Services Commission and the Queensland Department of Family Services and Aboriginal and Islander Affairs, respectively.

This is the final issue of this publication. Future statistics for police, custodial corrections, community corrections and children under orders will be available on request or published by the administering departments in their annual reports. For 1992-93, data for magistrates and higher courts and children's courts will still be available on request from the ABS Queensland Office. Any queries regarding the availability and purchase of these statistics can be directed to Ron Ketter on Brisbane (07) 222 6054.

Explanatory Notes are located at the back of this publication.

R. A. Crockett
DEPUTY COMMONWEALTH STATISTICIAN

313 Adelaide Street
BRISBANE Q 4000
16 August 1993

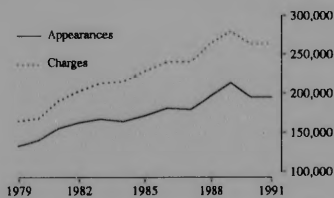
© Commonwealth of Australia 1993

MAIN FEATURES

DIAGRAM 1 - POLICE STRENGTH,
QUEENSLAND, AT 30 JUNE

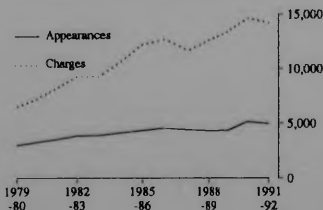
Total police strength has increased in the last decade from 4,869 in 1983 to 6,413 in 1992, an increase of 31.7 per cent. Sworn-in officers numbered 6,271 in 1992 which resulted in a rate of 207 officers per 100,000 population. In 1983, the comparable figures were 4,514 sworn-in officers or 182 officers per 100,000 population.

At 30 June 1992, there were 2,017 prisoners in Queensland Correctional Centres, a slight increase over the 1991 figure of 1,989 but considerably less than the peak of 2,230 prisoners in 1990.

DIAGRAM 2 - MAGISTRATE COURTS: APPEARANCES
AND CHARGES, QUEENSLAND

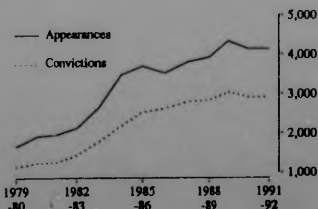
During 1991-92, there were 180,176 appearances in Magistrates Courts involving 253,258 charges. These figures represented decreases of 7.7 per cent and 4.0 per cent, respectively, from the corresponding figures for 1990-91. Appearances for *drink driving, etc.* fell for the third year in a row to 16,879, the lowest number recorded since the 1979-80 figure of 15,236. Appearances for *drug offences* increased by 33.3 per cent to a record level of 9,841 in 1991-92.

Driving, traffic, etc. accounted for 71.5 per cent of all convictions in 1991-92. The majority of punishments imposed by Magistrates Courts (75.6 per cent) were *fined and/or ordered to pay money*.

DIAGRAM 3 - CHILDREN'S COURTS OFFENCES:
APPEARANCES AND CHARGES, QUEENSLAND

During 1991-92, there were 4,965 appearances in the Children's Courts for offences involving 14,216 charges. These figures represented decreases from the previous year of 3.6 per cent and 2.7 per cent, respectively. However, since 1981-82 appearances and charges have increased by 39 per cent and 72 per cent, respectively.

The proportion of Children's Courts appearances in 1991-92 where the offence was proven remained high at 92.6 per cent. Of these, 14.0 per cent resulted in a conviction. *Theft, breaking and entering, etc.* offences represented the majority of appearances (59.5 per cent).

DIAGRAM 4 - HIGHER COURTS: APPEARANCES
AND CONVICTIONS, QUEENSLAND

There were 5,149 appearances before Higher Courts in 1991-92 of which 3,509 resulted in a conviction. Both figures rose significantly since 1990-91 by 24.4 per cent and 20.3 per cent, respectively. Females accounted for only 11.0 per cent of appearances in 1991-92 compared with 11.8 per cent in 1990-91.

The proportion of total appearances resulting in a guilty verdict decreased from 70.5 per cent in 1990-91 to 68.1 per cent in 1991-92. The most common conviction outcome was *imprisoned* (41.9 per cent) followed by *community service* (27.0 per cent). Most Higher Court appearances were recorded for *theft, breaking and entering, etc.* (34.1 per cent) followed by *assault, etc.* (26.9 per cent).

SECTION 1. POLICE STRENGTH AND CRIME STATISTICS

TABLE 1 — POLICE: STRENGTH AND CLASSIFICATION, QUEENSLAND, AT 30 JUNE

Classification	1987	1988	1989	1990	1991	1992
Commissioned Officers (a)	160	161	164	156	203	259
Senior Sergeants	187	215	228	231	221	301
Sergeants					1,263	1,385
Senior Constables	4,574	4,557	4,675	4,976	1,955	1,771
Constables					2,097	2,555
Technical and scientific officers (b)	151	152	152	161	156	—
Total sworn-in officers	5,072	5,085	5,219	5,524	5,895	6,271
Sworn-in officers per 100,000 population (c)	190	r 186	r 185	r 191	r 199	207
Recruits	—	—	—	—	398	141
Probationaries	119	46	167	264	9	1
Cadets in training (d)	190	191	187	94	—	—
Total police strength	5,381	5,322	5,573	5,882	6,302	6,413

(a) Including Superintendents and Inspectors. (b) From August 1991, these classifications are not available to sworn-in officers. (c) Estimated resident population at 30 June.
(d) Final intake February 1990.

TABLE 2 — OFFENCES REPORTED TO OR DETECTED BY POLICE (a), BY POLICE REGION, QUEENSLAND, 1991-92

Offences	Police region								Proportion cleared	
	North-Metro	South-Metro	South-Eastern	Southern	North Coast	Central	Northern	Far Northern		
Offences against the person										
Homicide	38	26	46	37	40	21	30	31	269	97
Serious assault	959	486	915	739	620	495	612	889	5,715	74
Minor assault	1,460	631	1,291	826	870	496	721	754	7,049	68
Rape and attempted rape	69	37	52	96	46	42	30	38	410	81
Other sexual offences	538	338	406	576	492	264	194	167	2,975	67
Robbery	527	240	332	100	85	54	66	107	1,511	34
Kidnapping and extortion	97	58	75	71	50	23	18	32	424	63
Other offences against the person	96	64	98	74	92	39	54	141	658	71
Total	3,784	1,880	3,215	2,519	2,295	1,434	1,725	2,159	19,011	68
Offences against property										
Breaking and entering	13,730	10,979	14,414	5,871	7,177	3,738	4,224	4,454	64,587	13
Malicious damage	7,049	4,399	6,253	3,816	3,653	2,075	2,074	1,851	31,170	19
Unlawful use of motor vehicle	3,967	2,733	4,584	1,483	1,284	612	974	836	16,473	21
Other stealing	18,725	9,964	18,931	7,622	12,427	7,517	6,547	6,354	88,087	22
Fraud and false pretences	3,854	1,574	2,621	1,187	1,414	981	711	972	13,314	70
Other offences against property	7	1	24	20	6	12	4	8	82	90
Total	47,332	29,650	46,827	19,999	25,961	14,935	14,534	14,475	213,713	22
Other offences										
Receiving and unlawful possession	522	295	570	350	319	124	170	228	2,578	..
Drug offences	2,915	1,791	3,243	2,082	3,067	1,910	1,234	2,162	18,404	..
Good order offences	1,821	715	1,072	1,637	899	1,012	732	1,508	9,396	..
Drink driving	2,779	1,925	3,972	2,127	2,816	1,985	1,527	2,052	19,203	..
Other driving, etc. offences	537	461	648	504	534	301	362	355	3,702	..
Liquor offences	96	25	172	340	131	166	76	350	1,356	..
Miscellaneous offences	863	475	647	796	488	407	409	505	4,590	..
Total	9,553	5,687	10,324	7,836	8,254	5,905	4,810	7,160	59,229	..
All offences reported to or detected by police	60,669	37,217	60,366	30,354	36,510	22,274	20,769	23,794	291,953	..

(a) See Explanatory Notes, paragraphs 6, 7 and 8.

TABLE 3 — OFFENCES REPORTED TO OR DETECTED BY POLICE (a), QUEENSLAND

Particulars	1986-87	1987-88	1988-89	1989-90	1990-91	1991-92
Homicide						
Reported	220	254	261	286	196	(b) 269
Cleared	208	249	257	279	191	(b) 260
Serious assault						
Reported	2,764	3,455	3,986	4,923	5,267	(b) 5,715
Cleared	2,240	2,897	3,090	3,469	3,875	(b) 4,219
Minor assault						
Reported	4,173	4,392	4,903	5,425	6,285	7,049
Cleared	3,116	3,372	3,729	3,795	4,157	4,809
Rape and attempted rape						
Reported	189	288	366	328	372	410
Cleared	180	264	338	282	319	334
Other sexual offences						
Reported	2,363	3,857	3,067	3,007	3,110	2,975
Cleared	1,913	3,366	2,498	2,322	2,314	1,984
Robbery						
Reported	649	703	791	1,089	1,319	1,511
Cleared	230	288	294	314	366	512
Kidnapping and extortion						
Reported	192	257	342	372	370	424
Cleared	164	209	291	287	236	266
Breaking and entering						
Reported	35,510	34,282	38,314	48,330	60,675	64,587
Cleared	7,475	7,145	7,098	7,716	7,909	8,692
Malicious damage						
Reported	16,840	17,065	19,377	25,264	29,546	31,170
Cleared	4,942	5,024	5,397	5,956	5,518	5,894
Unlawful use of motor vehicle						
Reported	10,109	10,068	11,602	14,239	16,085	16,473
Cleared	2,884	2,733	3,249	3,014	3,204	3,502
Other stealing						
Reported	61,730	64,358	65,852	74,347	86,618	88,087
Cleared	20,390	21,319	20,964	19,449	19,833	19,791
Fraud and false pretences						
Reported	15,924	25,425	(c) 15,799	12,595	12,355	13,314
Cleared	10,201	16,134	11,573	8,703	8,557	9,294
Receiving and unlawful possession (d)	1,963	2,207	2,310	1,953	2,137	2,578
Drug offences (d)	11,544	9,450	9,879	10,622	13,810	18,404
Good order offences (d)	11,317	12,046	12,941	12,231	11,145	9,396
Drink driving (d)	27,092	28,185	28,366	28,033	25,055	(e) 19,203
Other driving, etc. offences (d)	4,372	3,691	3,778	3,710	3,737	3,702
Liquor offences (d)	1,545	1,327	1,361	1,249	1,200	1,356
Other offences (d)	4,116	3,980	4,514	4,656	4,556	(b) 5,330
Total, all offences	212,612	225,290	228,609	252,659	283,838	291,953

(a) See Explanatory Notes, paragraphs 6, 7 and 8. (b) Not comparable with previous years due to changes in the offence categories included in this classification. See Explanatory Notes, paragraph 8. (c) Not comparable with previous years due to changes in reporting policy of banks on credit card fraud. (d) Figures refer to number of offences detected - number of offences cleared not applicable. (e) Not comparable with previous years due to the introduction of Traffic Offences Notices. See Explanatory Notes, paragraph 11.

SECTION 2. COURTS

TABLE 4 — MAGISTRATES COURTS: TOTAL APPEARANCES AND APPEARANCES RESULTING IN SUMMARY CONVICTIONS BY OFFENCE WITH MOST SERIOUS OUTCOME, QUEENSLAND

Offence	1986-87	1987-88	1988-89	1989-90	1990-91	1991-92
APPEARANCES						
Homicide, etc.	179	167	219	173	185	193
Assault, etc.	4,750	5,006	5,856	5,909	6,365	6,354
Robbery and extortion	186	178	247	249	303	284
Fraud and misappropriation	2,007	2,682	2,538	2,500	2,386	2,679
Theft, breaking and entering, etc.	10,455	9,986	10,683	10,634	11,648	11,632
Property damage	1,933	1,991	2,304	2,379	2,328	2,414
Driving, traffic, etc.	110,327	110,033	120,457	128,066	117,420	(a) 108,420
Other offences	51,773	50,261	55,339	63,392	54,473	48,200
Total	181,610	180,304	197,643	213,302	195,108	180,176
SUMMARY CONVICTIONS						
Homicide, etc.
Assault, etc.	2,568	2,842	3,488	3,633	3,862	3,918
Robbery and extortion
Fraud and misappropriation	1,566	2,215	1,959	1,935	1,777	1,989
Theft, breaking and entering, etc.	8,388	7,849	8,338	8,367	8,922	8,778
Property damage	1,606	1,663	1,920	1,976	1,927	2,003
Driving, traffic, etc.	97,879	97,996	110,989	119,136	108,344	(a) 99,461
Other offences	21,133	19,156	23,867	30,254	26,373	23,040
Total	133,140	131,721	150,561	165,301	151,205	139,189

(a) Not comparable with previous years due to the introduction of Traffic Offence Notices in December 1991. See Explanatory Notes, paragraph 11.

TABLE 5 — MAGISTRATES COURTS: CHARGES HEARD AND CHARGES RESULTING IN SUMMARY CONVICTIONS BY OFFENCE, QUEENSLAND

Offence	1986-87	1987-88	1988-89	1989-90	1990-91	1991-92
CHARGES						
Homicide, etc.	227	188	285	217	239	240
Assault, etc.	9,173	10,372	12,054	12,249	12,506	12,292
Robbery and extortion	266	247	371	364	476	557
Fraud and misappropriation	13,345	15,493	14,415	13,460	12,501	13,837
Theft, breaking and entering, etc.	21,512	20,763	23,601	21,781	24,700	25,080
Property damage	3,563	3,658	4,276	4,200	4,481	4,440
Driving, traffic, etc.	128,884	128,214	139,886	147,546	138,196	(a) 129,997
Other offences	63,280	61,378	70,433	79,608	70,839	67,715
Total	240,250	240,313	265,321	279,425	263,938	253,258
SUMMARY CONVICTIONS						
Homicide, etc.
Assault, etc.	4,550	5,168	6,231	6,325	6,761	6,807
Robbery and extortion
Fraud and misappropriation	8,240	9,938	7,753	7,748	6,865	7,371
Theft, breaking and entering, etc.	14,579	13,982	14,370	14,051	14,985	15,125
Property damage	2,558	2,714	2,984	3,134	3,175	3,107
Driving, traffic, etc.	115,041	114,721	129,050	136,933	127,268	(a) 118,313
Other offences	30,161	38,256	34,942	42,012	38,493	37,423
Total	175,129	174,779	195,330	210,203	197,502	188,146

(a) Not comparable with previous years due to the introduction of Traffic Offence Notices in December 1991. See Explanatory Notes, paragraph 11.

TABLE 6 — MAGISTRATES COURTS APPEARANCES: OFFENCE WITH MOST SERIOUS OUTCOME BY OUTCOME AND PUNISHMENT, QUEENSLAND, 1991-92

Offence	Type of outcome										Summary convictions - punishments imposed (a)									
	Total appearances		Discharged, withdrawn or bail estreated		Committed for sentence or trial		Summary convicted		Imprisoned		Community service or bond of good behaviour		Placed on probation		Fined and/or ordered to pay money		Fined and licence disqualified or licence disqualified		Convicted not punished	
	M.	F.	M.	F.	M.	F.	M.	F.	M.	F.	M.	F.	M.	F.	M.	F.	M.	F.	M.	F.
Homicide, etc.	170	23	10	2	160	21														
Assault, etc.	5,616	738	1,112	152	1,067	105	3,437	481	341	15	867	148	269	53	1,928	260	3		29	5
Major assault	2,150	281	329	47	518	89	1,303	145	143	6	439	55	140	26	577	57	2		2	1
Minor assault	2,712	439	679	103	44	6	1,989	330	182	9	387	91	105	26	1,288	200			27	4
Rape	164	1	16		148	1														
Other sexual offences	418	6	60	1	303	4	55	1	6		21	1	18		10					
Other violation of persons	172	11	28	1	54	5	90	5	10		20	1	6	1	53	3	1			
Robbery and extortion	261	23	32	1	229	22														
Fraud and misappropriation	2,010	669	225	79	298	88	1,487	502	113	22	357	131	148	98	858	250	1		10	1
Embezzlement	207	109	19	10	47	22	141	77	5	2	68	42	31	24	36	9	1			
False pretences	1,099	332	109	32	175	48	815	252	90	18	237	74	110	67	373	93			5	
Fraud and forgery	704	228	97	37	76	18	531	173	18	2	52	15	7	7	449	148			5	1
Theft, breaking and entering, etc.	9,125	2,507	842	223	1,598	191	6,685	2,093	870	44	1,867	377	897	229	2,989	1,437	42	2	20	4
Unlawful use of motor vehicle	1,134	84	83	9	196	20	855	55	242	4	266	18	141	20	179	11	26	2	1	
Other stealing	4,713	2,131	426	167	465	93	3,822	1,871	216	32	892	299	418	162	2,272	1,374	15		9	4
Receiving and unlawful possession	795	135	131	31	102	20	562	84	53	1	176	30	85	19	245	34			3	
Burglary and housebreaking	833	66	82	8	271	22	480	36	112	1	174	10	97	14	96	11			1	
Other breaking and entering	1,650	91	120	8	564	36	966	47	247	6	359	20	156	14	197	7	1		6	
Property damage	2,198	216	186	24	181	20	1,831	172	141	3	395	42	179	18	1,112	108			4	1
Arson	82	10	15	2	67	8														
Other property damage	2,116	206	171	22	114	12	1,831	172	141	3	395	42	179	18	1,112	108			4	1
Driving, traffic, etc.	90,253	18,167	6,515	2,409	30	5	81,708	15,753	674	14	2,959	541	88	9	65,669	13,311	14,248	1,860	70	18
Drink driving, etc.	14,772	2,107	168	18			14,664	2,089	182	8	1,520	289	47	7	64	7	12,787	1,777	4	1
Dangerous/negligent driving	3,755	1,081	153	32	26	4	3,576	1,045	34	1	132	20	10	1	3,145	1,002	249	18	6	3
Licence offences	8,176	949	297	35	1		7,878	914	442	5	662	78	29	1	5,701	776	1,029	52	15	2
State Transport/Main Roads Act offences	14,580	1,228	785	65			13,795	1,163	3		240	53			13,534	1,106	3		15	4
Other traffic offences	31,229	5,625	989	219	3	1	30,237	5,405	13		350	77	2		29,669	5,310	180	13	23	5
Other driving offences	17,741	7,177	4,123	2,040			13,618	5,137			55	24			13,556	5,110			7	3
Other offences	41,536	6,664	21,485	2,972	605	98	19,446	3,594	900	55	2,734	539	583	202	14,572	2,731	10		647	67
Drug offences	8,327	1,514	396	117	333	49	7,598	1,348	204	14	2,066	429	397	162	4,914	741	2		13	2
Drunkenness	17,721	1,998	17,189	1,956			532	42	2		4			90	10				436	32
Other	15,488	3,152	3,900	899	272	49	11,316	2,204	694	41	664	110	186	40	9,568	1,980	8		196	33
Total	151,169	29,007	30,407	5,862	4,168	550	116,594	22,595	3,039	153	9,179	1,778	2,164	609	87,128	18,097	14,304	1,862	780	96

(a) Where more than one punishment has been imposed for one appearance, the defendant has been shown under the most serious punishment only.

TABLE 7 — MAGISTRATES COURTS APPEARANCES: OFFENCE WITH MOST SERIOUS OUTCOME BY STATISTICAL DIVISION OF APPEARANCE, QUEENSLAND, 1991-92

Offence	Brisbane	Moreton	Wide Bay-Burnett	Darling Downs	South-West	Flitroy	Central-West	Mackay	Northern	Far North	North-West	Queensland		
												M	F	P
<i>Homicide, etc.</i>	71	32	17	9	5	5	—	9	25	17	3	170	23	193
<i>Assault, etc.</i>	2,452	663	326	395	148	351	45	213	450	910	401	5,616	738	6,354
Major assault	816	272	128	160	52	132	19	93	154	423	182	2,150	281	2,431
Minor assault	1,332	309	151	176	79	182	22	87	246	405	162	2,712	439	3,151
Rape	58	12	7	14	4	6	—	7	12	25	20	164	1	165
Other sexual offences	183	56	26	38	8	17	4	25	30	56	11	418	6	424
Other violation of persons	63	14	14	7	5	14	—	1	8	31	26	172	11	183
<i>Robbery and extortion</i>	174	48	5	15	—	7	—	4	16	15	—	261	23	284
<i>Fraud and misappropriation</i>	1,362	389	140	160	21	107	8	76	183	183	50	2,010	669	2,679
Embezzlement	152	49	22	13	—	20	3	11	25	12	9	207	109	316
False pretences	683	247	83	97	16	60	1	49	93	83	19	1,099	332	1,431
Fraud and forgery	527	93	35	50	5	27	4	16	65	88	22	704	228	932
<i>Theft, breaking and entering, etc.</i>	5,311	1,811	628	627	133	539	28	301	889	946	419	9,125	2,507	11,632
Unlawful use of motor vehicle	542	191	49	73	14	50	1	23	105	91	79	1,134	84	1,218
Other stealing	3,300	1,168	394	364	64	298	14	202	528	478	134	4,713	2,131	6,844
Receiving and unlawful possession	420	187	43	37	17	30	1	17	50	86	42	795	135	930
Burglary and housebreaking	279	103	67	66	15	55	3	19	67	156	69	833	66	899
Other breaking and entering	770	262	75	87	23	106	9	40	139	135	95	1,650	91	1,741
<i>Property damage</i>	879	283	138	158	62	187	6	88	175	325	113	2,198	216	2,414
Arson	35	11	5	6	4	7	—	4	12	7	1	82	10	92
Other property damage	844	272	133	152	58	180	6	84	163	318	112	2,116	206	2,322
<i>Driving, traffic, etc.</i>	54,727	20,862	4,076	6,222	1,000	4,677	434	3,139	6,183	5,845	1,255	90,253	18,167	108,420
Drink driving, etc.	6,242	3,772	872	866	272	1,004	81	643	1,115	1,687	325	14,772	2,107	16,879
Dangerous/negligent driving	2,424	620	254	366	55	146	14	250	227	433	47	3,755	1,081	4,836
Licence offences	4,131	1,213	605	635	139	461	29	444	665	668	135	8,176	949	9,125
State Transport/Main Roads Act offences	6,055	2,975	784	1,788	320	1,012	210	555	1,007	813	289	14,580	1,228	15,808
Other traffic offences	19,654	5,674	1,543	2,435	208	1,726	100	1,159	2,168	1,978	209	31,229	5,625	36,854
Other driving offences	16,221	6,608	18	132	6	328	—	88	1,001	266	250	17,741	7,177	24,918
<i>Other offences</i>	17,968	6,325	2,033	2,159	689	3,009	202	1,784	4,595	7,673	1,763	41,536	6,664	48,200
Drug offences	3,941	1,867	547	452	80	434	33	570	641	1,182	94	8,327	1,514	9,841
Drunkenness	5,604	1,966	702	783	181	1,634	89	685	2,614	4,073	1,388	17,721	1,998	19,719
Other	8,423	2,492	784	924	428	941	80	529	1,340	2,418	281	15,488	3,152	18,640
Total	82,944	30,413	7,363	9,748	2,058	8,882	723	5,614	12,516	15,914	4,004	151,169	29,007	180,176

TABLE 8 — CHILDREN'S COURTS: SUMMARY, QUEENSLAND

Particulars	1986-87	1987-88	1988-89	1989-90	1990-91	1991-92
APPEARANCES						
<i>Applications for care and control</i>	198	116	67	58	43	22
Likely to fall into a life of vice or crime	11	—	—	—	—	—
Exposed to moral danger	1	—	—	—	—	—
Uncontrollable	186	116	67	58	43	22
<i>Applications for care and protection</i>	709	582	720	767	648	606
Neglected and other unfit guardianship	691	568	708	739	632	592
Likely to fall into a life of vice or crime	—	—	—	—	—	—
Other	18	14	12	28	16	14
<i>Outcomes of applications</i>	907	698	787	825	691	628
Order refused or revoked	214	210	199	237	223	207
Committed into care and control	40	34	14	16	7	2
Ordered into care and protection	483	317	449	431	386	340
Placed under supervision	34	8	6	5	4	—
Placed under protective supervision	135	129	119	136	71	79
Other	1	—	—	—	—	—
<i>Offences (most serious offence charged)</i>	4,592	4,448	4,364	4,371	5,153	4,965
Homicide, assault, etc.	270	305	292	273	379	425
Robbery and extortion	8	18	20	49	80	93
Fraud and misappropriation	36	65	53	50	56	61
Theft, breaking and entering, etc.	2,664	2,479	2,485	2,521	3,019	2,956
Unlawful use of motor vehicle	568	449	527	490	536	527
Burglary and breaking and entering	1,193	1,070	1,109	1,213	1,366	1,376
Other stealing, etc.	903	960	849	818	1,117	1,053
Property damage	206	211	257	258	225	252
Driving, traffic, etc.	777	700	595	571	571	393
Unlicensed driving	394	321	265	251	283	188
Other driving, traffic, etc.	383	379	330	320	288	205
Other offences	631	670	662	649	823	785
<i>Outcome (most serious offence charged)</i>	4,592	4,448	4,364	4,371	5,153	4,965
Discharged or withdrawn	127	119	68	119	176	179
Committed for sentence or trial	57	51	44	109	120	187
Offence proven — unconvicted	3,517	3,571	3,488	3,173	3,979	3,953
Offence proven — convicted	891	707	764	970	878	646
CHARGES HEARD						
<i>Offences</i>	12,729	11,717	12,642	13,465	14,615	14,216
Homicide, assault, etc.	523	588	523	586	752	981
Robbery and extortion	10	40	23	62	87	114
Fraud and misappropriation	357	339	396	509	361	328
Theft, breaking and entering, etc.	8,143	7,333	7,945	8,291	9,269	9,058
Unlawful use of motor vehicle	1,714	978	1,462	1,502	1,450	1,519
Burglary and breaking and entering	3,623	3,387	3,428	4,016	4,403	4,568
Other stealing, etc.	2,806	2,968	3,055	2,773	3,416	3,171
Property damage	1,061	771	1,317	1,474	1,150	1,240
Driving, traffic, etc.	1,547	1,444	1,267	1,281	1,352	895
Unlicensed driving	688	641	548	589	617	399
Other driving, traffic, etc.	859	803	719	702	735	496
Other offences	1,088	1,202	1,171	1,252	1,644	1,600
<i>Outcomes</i>	12,729	11,717	12,642	13,465	14,615	14,216
Discharged or withdrawn	298	326	289	342	361	443
Committed for sentence or trial	222	162	141	333	323	535
Offence proven — unconvicted	9,756	9,429	10,010	9,046	10,394	10,525
Offence proven — convicted	2,453	1,800	2,202	3,744	3,537	2,713
CHILDREN (a)						
Males	3,179	2,780	2,949	2,863	3,214	2,510
Females	739	667	775	829	834	660
Total	3,918	3,447	3,724	3,692	4,048	3,170

(a) A child who appears on several charges at one time or on several occasions in the year is counted once only in this section.

TABLE 9 - CHILDREN'S COURTS APPEARANCES (OFFENCES) (a): MOST SERIOUS OFFENCE CHARGED BY OUTCOME, QUEENSLAND, 1991-92

Offence	Proven offences													
	Unconvicted						Convicted							
	Total appearances	Discharged or withdrawn	Committed for sentence or trial	Admonished and discharged	Placed under supervision	Ordered into care	Committed into care	Placed under supervision	Fined and/or restitution	Other	Total, proven offences			
											Persons	Persons	Persons	Persons
Homicide, etc.	12	1	11	—	—	—	—	—	—	—	—	—	—	—
Assault, etc.	413	24	22	173	23	120	—	25	11	15	—	297	70	367
Major assault:	171	12	10	64	13	55	—	9	5	3	—	121	28	149
Minor assault:	177	8	2	98	7	41	—	5	5	11	—	129	38	167
Rape	7	1	6	—	—	—	—	—	—	—	—	—	—	—
Other sexual offences	23	2	3	1	3	14	—	—	—	—	—	18	—	18
Other violation of persons	35	1	1	10	—	10	—	11	1	1	—	29	4	33
Robbery and extortion	93	3	57	5	10	10	—	6	2	—	—	20	13	33
Fraud and misappropriation	61	2	1	25	1	19	—	2	1	10	—	36	22	58
Embezzlement	13	—	—	7	—	5	—	—	1	—	—	6	7	13
False pretences	27	1	1	9	—	10	—	2	—	4	—	17	8	25
Fraud and forgery	21	1	—	9	1	4	—	—	—	6	—	13	7	20
Theft, breaking and entering, etc.	2,956	102	74	1,148	292	967	2	255	85	26	5	2,475	305	2,780
Unlawful use of motor vehicle	527	24	18	169	61	159	—	67	23	3	3	437	46	485
Other stealing	803	20	7	451	41	226	—	33	13	11	1	634	142	776
Receiving and unlawful possession	239	16	6	107	19	61	1	14	11	4	—	185	32	217
Burglary and housebreaking	556	15	9	152	80	214	—	68	15	3	—	488	44	532
Other breaking and entering	831	27	34	269	91	307	1	73	23	5	1	731	39	770
Property damage	252	10	21	113	14	71	—	10	8	5	—	105	26	221
Arson	17	—	14	1	2	—	—	—	—	—	—	3	—	3
Other property damage	235	10	7	112	12	71	—	10	8	5	—	192	26	218
Driving, traffic, etc.	393	4	—	294	1	19	—	4	5	61	5	360	29	389
Drink driving, etc.	71	—	—	29	—	7	—	1	2	32	—	63	8	71
Dangerous/negligent driving	31	—	—	21	—	4	—	1	2	3	—	29	2	31
Licence offences	188	4	—	150	1	5	—	1	1	22	4	169	15	184
State Transport/Main Roads Act offences	70	—	—	56	—	1	—	—	—	2	1	69	1	70
Other driving, traffic, etc.	33	—	—	28	—	2	—	1	—	2	—	30	3	33
Other offences	785	33	1	485	20	141	—	29	16	59	1	627	124	751
Drug offences	261	5	1	136	11	83	—	8	8	9	—	226	29	255
Drunkenness	108	4	—	97	1	5	—	—	1	—	—	87	17	104
Other	416	24	—	252	8	53	—	21	7	50	1	314	78	392
Total	4,965	179	187	2,243	361	1,347	2	331	128	176	11	4,010	589	4,599

(a) For criminal matters only.

TABLE 10 — CHILDREN'S COURTS APPEARANCES (OFFENCES) (a) : MOST SERIOUS OFFENCE CHARGED BY AGE, QUEENSLAND, 1991-92

Offence	Age at date of appearance (years)																			
	Under 12		12		13		14		15		16		17		18 and over		Total			
	M.	F.	M.	F.	M.	F.	M.	F.	M.	F.	M.	F.	M.	F.	M.	F.	M.	F.		
<i>Homicide, etc.</i>	—	—	2	—	2	—	3	—	1	—	4	—	—	—	—	—	—	—	12	—
<i>Assault, etc.</i>	4	—	10	—	18	3	40	9	98	23	156	38	12	2	—	—	—	338	75	
Major assault	4	—	4	—	10	1	15	6	36	12	66	12	5	—	—	—	—	140	31	
Minor assault	—	—	3	—	5	1	14	2	49	11	62	24	4	2	—	—	—	137	40	
Rape	—	—	—	—	—	—	2	—	—	—	5	—	—	—	—	—	—	7	—	
Other sexual offences	—	—	2	—	—	—	5	—	4	—	12	—	—	—	—	—	—	23	—	
Other violation of persons	—	—	1	—	3	1	4	1	9	—	11	2	3	—	—	—	—	31	4	
<i>Robbery and extortion</i>	1	—	2	—	6	2	7	4	18	6	34	6	7	—	—	—	—	75	18	
<i>Fraud and misappropriation</i>	—	—	1	1	3	—	2	1	11	8	20	13	1	—	—	—	—	38	23	
Embezzlement	—	—	—	1	—	—	—	—	2	2	3	4	1	—	—	—	—	6	7	
False pretences	—	—	—	—	1	—	1	—	7	4	9	5	—	—	—	—	—	18	9	
Fraud and forgery	—	—	1	—	2	—	1	1	2	2	8	4	—	—	—	—	—	14	7	
<i>Theft, breaking and entering, etc.</i>	56	5	99	10	252	28	495	72	753	105	896	106	74	4	1	—	—	2,626	330	
Unlawful use of motor vehicle	2	—	14	—	33	3	69	13	151	17	185	21	16	2	1	—	—	471	56	
Other stealing	23	2	27	6	84	16	150	35	190	48	171	41	10	—	—	—	—	655	148	
Receiving and unlawful possession	4	—	5	—	16	1	29	4	59	12	86	16	6	1	—	—	—	205	34	
Burglary and housebreaking	12	3	24	3	41	3	92	10	147	10	179	17	14	1	—	—	—	509	47	
Other breaking and entering	15	—	29	1	78	5	155	10	206	18	275	11	28	—	—	—	—	786	45	
<i>Property damage</i>	2	—	10	1	8	5	38	5	71	5	85	7	11	4	—	—	—	225	27	
Arson	—	—	1	—	—	1	5	—	3	—	7	—	—	—	—	—	—	16	1	
Other property damage	2	—	9	1	8	4	33	5	68	5	78	7	11	4	—	—	—	209	26	
<i>Driving, traffic, etc.</i>	—	—	1	1	6	—	15	—	103	8	184	16	54	4	1	—	—	364	29	
Drink driving, etc.	—	—	—	1	—	—	—	—	15	1	46	6	2	—	—	—	—	63	8	
Dangerous/negligent driving	—	—	—	—	1	—	3	—	9	—	13	2	3	—	—	—	—	29	2	
Licence offences	—	—	1	—	2	—	9	—	50	6	81	6	32	3	—	—	—	175	15	
State Transport / Main Roads Act offences	—	—	—	—	1	—	2	—	19	1	35	—	14	—	—	—	—	71	1	
Other driving, traffic, etc.	—	—	—	—	2	—	1	—	10	—	9	2	3	1	1	—	—	26	3	
<i>Other offences</i>	3	—	3	—	15	5	67	20	187	28	362	69	1	8	1	—	—	655	130	
Drug offences	—	—	1	—	5	—	18	1	63	5	139	23	5	1	—	—	—	231	30	
Drunkenness	—	—	—	—	1	1	7	2	30	6	53	8	—	—	—	—	—	91	17	
Other	3	—	2	—	9	4	42	17	94	17	170	38	12	7	1	—	—	333	83	
Total	66	5	128	13	310	43	667	111	1,242	183	1,741	255	176	22	3	—	—	4,333	632	

(a) For criminal matters only.

TABLE 11 - HIGHER COURTS: TOTAL APPEARANCES AND APPEARANCES RESULTING IN CONVICTION BY MOST SERIOUS OFFENCE CHARGED, QUEENSLAND

Offence	Appearances						Convictions					
	1986-87	1987-88	1988-89	1989-90	1990-91	1991-92	1986-87	1987-88	1988-89	1989-90	1990-91	1991-92
<i>Homicide, etc.</i>	147	120	139	172	128	162	76	65	74	78	58	71
Murder	39	26	36	46	36	50	17	16	24	18	16	25
Attempted murder	12	27	26	24	26	35	4	7	6	5	6	9
Manslaughter	30	24	23	35	15	31	15	16	17	16	6	13
Other related offences	66	—	54	67	51	46	40	—	27	39	30	24
<i>Assault, etc.</i>	903	1,094	1,062	1,231	1,133	1,283	639	740	730	833	732	859
Major assault	380	405	448	571	530	675	254	271	320	406	351	458
Minor assault	58	72	65	80	80	88	39	54	50	59	56	63
Rape	93	142	106	117	114	164	51	75	53	55	54	60
Other sexual offences	327	421	380	395	544	396	269	304	260	260	224	235
Other violation of persons	45	54	63	68	65	60	26	36	47	53	47	43
<i>Robbery and extortion</i>	184	178	186	211	281	350	143	131	140	152	208	259
Robbery	179	168	174	203	271	329	141	125	130	147	204	245
Extortion and blackmail	5	10	12	8	10	21	2	6	10	5	4	14
<i>Fraud and misappropriation</i>	371	358	367	387	360	402	281	259	267	271	255	275
Embezzlement	121	97	98	87	92	121	86	71	70	65	63	82
False pretences, fraud and forgery	250	261	269	300	268	281	195	188	197	206	192	193
<i>Theft, breaking and entering, etc.</i>	1,340	1,414	1,339	1,470	1,340	1,756	1,037	1,091	977	1,043	976	1,170
Unlawful use of motor vehicle	237	177	184	248	176	278	189	124	137	173	117	183
Other stealing	400	410	408	426	394	474	268	272	271	228	234	268
Receiving and unlawful possession	156	190	191	135	91	126	124	149	134	92	63	82
Burglary and housebreaking	310	400	332	349	358	472	258	333	261	285	288	330
Other breaking and entering	237	237	224	312	321	406	198	213	174	265	274	316
<i>Property damage</i>	241	210	215	226	177	218	160	142	150	149	117	131
Arson	108	76	76	85	72	89	67	59	51	59	51	63
Other property damage	133	134	139	141	105	129	93	83	99	90	66	68
<i>Driving, traffic, etc.</i>	28	53	61	62	23	13	23	40	49	44	16	9
Dangerous/negligent driving	28	53	61	62	23	13	23	40	49	44	16	9
Other driving, traffic, etc.	—	—	—	—	—	—	—	—	—	—	—	—
<i>Other offences</i>	309	384	554	584	696	865	260	327	449	462	554	726
Drugs, possession and use of	63	52	58	67	62	54	53	46	47	53	50	48
Drugs, trafficking	132	107	125	177	205	218	113	92	105	148	170	171
Drugs, other	15	54	57	51	69	127	12	46	50	42	59	102
Enforcement of order	77	143	235	216	320	393	63	124	196	174	260	364
Other offences	22	28	79	73	40	73	19	19	51	45	15	41
Total	3,523	3,811	3,923	4,343	4,138	5,149	2,619	2,795	2,836	3,032	2,916	3,009

TABLE 12 — HIGHER COURTS APPEARANCES: MOST SERIOUS OFFENCE CHARGED BY AGE, QUEENSLAND, 1991-92

Offence	Age at date of appearance (years)																								Total									
	Under 18			18			19			20			21-24			25-29			30-39			40-49						50-59			60 and over			Not stated
	M	F	P	M	F	P	M	F	P	M	F	P	M	F	P	M	F	P	M	F	P	M	F	P	M	F	P	M	F	P	M	F	P	
Homicide, etc.	3	—	5	1	5	—	6	1	29	4	25	2	39	3	7	—	10	2	6	1	12	1	147	15	162	—	—	—	—	—	—	—	—	—
Murder	2	—	1	—	—	—	—	1	13	—	9	1	14	—	2	—	3	—	2	—	2	—	49	1	50	—	—	—	—	—	—			
Attempted murder	1	—	1	—	1	—	2	—	5	1	5	1	7	1	1	—	2	—	2	—	4	1	31	4	35	—	—	—	—	—	—			
Manslaughter	—	—	1	1	1	—	2	1	3	—	5	—	11	—	1	—	1	—	1	—	4	—	29	2	31	—	—	—	—	—	—			
Other related offences	—	—	2	—	3	—	1	—	8	3	6	—	7	2	3	—	4	2	2	1	2	—	38	8	46	—	—	—	—	—	—			
Assault, etc.	57	8	44	4	74	7	68	8	233	16	190	28	265	29	170	9	80	2	39	—	49	3	1,269	114	1,383	—	—	—	—	—	—			
Major assault	35	7	22	3	49	7	40	5	136	10	97	26	105	19	59	7	14	1	9	—	22	2	588	87	675	—	—	—	—	—	—			
Minor assault	4	1	6	1	6	—	3	2	15	3	10	2	13	6	8	1	4	—	—	—	3	—	72	16	88	—	—	—	—	—	—			
Rape	8	—	4	—	5	—	8	—	32	—	34	—	41	—	14	—	8	—	2	—	8	—	164	—	164	—	—	—	—	—	—			
Other sexual offences	8	—	9	10	—	12	1	32	3	43	—	99	2	83	1	53	—	26	—	14	—	389	7	396	—	—	—	—	—	—				
Other violation of persons	2	—	3	—	4	—	5	—	18	—	6	—	7	2	6	—	1	1	2	—	2	1	56	4	60	—	—	—	—	—	—			
Robbery and extortion	53	6	23	2	32	2	33	2	52	8	42	4	39	4	21	—	2	—	—	—	24	1	321	29	350	—	—	—	—	—	—			
Robbery	53	6	23	2	31	2	33	2	50	7	42	4	34	2	15	—	—	—	—	—	22	1	303	26	329	—	—	—	—	—	—			
Extortion and blackmail	—	—	—	—	1	—	—	—	2	1	—	—	5	2	6	—	2	—	—	—	2	—	18	3	21	—	—	—	—	—	—			
Fraud and misappropriation	4	2	3	4	5	7	7	10	42	15	42	12	79	25	56	14	18	3	9	—	33	12	298	104	402	—	—	—	—	—	—			
Embezzlement	1	1	1	1	—	4	2	4	8	4	11	3	17	11	21	7	9	1	2	—	8	5	80	41	121	—	—	—	—	—	—			
False pretences	1	1	2	2	5	3	5	5	19	5	21	6	37	11	24	3	5	1	5	—	17	2	141	39	180	—	—	—	—	—	—			
Fraud and forgery	2	—	—	—	1	—	—	1	15	6	10	3	25	3	11	4	4	1	2	—	8	5	77	24	101	—	—	—	—	—	—			
Theft, breaking and entering, etc.	155	10	165	16	162	18	146	10	322	30	209	25	214	37	110	11	23	1	8	2	75	7	1,589	167	1,756	—	—	—	—	—	—			
Unlawful use of motor vehicle	27	1	20	2	25	1	40	1	55	4	31	2	27	7	18	—	5	—	—	—	12	—	260	18	278	—	—	—	—	—	—			
Other stealing	27	2	27	6	40	9	21	5	80	11	53	15	67	18	49	6	11	1	6	1	14	5	395	79	474	—	—	—	—	—	—			
Receiving and unlawful possession	2	1	4	—	7	2	8	3	17	5	22	2	27	3	13	1	2	—	—	1	6	—	108	18	126	—	—	—	—	—	—			
Burglary and housebreaking	37	4	64	7	49	2	34	—	89	8	62	5	55	6	19	2	2	—	1	—	25	1	437	35	472	—	—	—	—	—	—			
Other breaking and entering	62	2	50	1	41	4	43	1	81	2	41	1	38	3	11	2	3	—	1	—	18	1	389	17	406	—	—	—	—	—	—			
Property damage	32	5	16	3	13	1	21	—	29	2	23	3	29	8	15	—	3	2	3	1	8	1	192	26	218	—	—	—	—	—	—			
Arson	15	5	9	2	6	1	7	—	10	—	6	—	9	6	7	—	—	1	1	—	4	—	74	15	89	—	—	—	—	—	—			
Other property damage	17	—	7	1	7	—	14	—	19	2	17	3	20	2	8	—	3	1	2	1	4	1	118	11	129	—	—	—	—	—	—			
Driving, traffic, etc.	—	—	—	—	—	—	1	—	2	1	4	—	1	—	—	—	1	—	2	—	1	—	12	1	13	—	—	—	—	—	—			
Dangerous/negligent driving	—	—	—	—	—	—	1	—	2	1	4	—	1	—	—	—	1	—	2	—	1	—	12	1	13	—	—	—	—	—	—			
Other driving, traffic, etc.	—	—	—	—	—	—	—	—	—	—	—	—	—	—	—	—	—	—	—	—	—	—	—	—	—	—	—	—	—	—	—			
Other offences	5	2	35	3	57	6	63	4	146	18	98	16	161	34	72	15	21	2	10	—	88	9	756	109	865	—	—	—	—	—	—			
Drugs, possession and use of	—	—	—	—	—	—	2	—	7	—	9	1	14	2	8	1	—	1	—	—	8	—	50	4	54	—	—	—	—	—	—			
Drugs, trafficking	2	—	8	1	9	1	8	2	29	3	36	8	60	10	18	5	—	—	—	2	14	2	186	32	218	—	—	—	—	—	—			
Drugs, other	1	—	2	—	2	1	3	—	9	2	21	1	42	10	23	1	4	—	—	—	5	—	112	15	127	—	—	—	—	—	—			
Enforcement of order	2	2	25	1	44	3	49	2	99	12	31	6	31	8	13	3	5	—	2	—	49	6	350	43	393	—	—	—	—	—	—			
Other offences	—	—	—	1	2	1	1	—	2	1	1	—	14	4	10	5	11	2	5	—	12	1	58	15	73	—	—	—	—	—	—			
Total	309	33	291	33	348	41	345	35	855	94	633	90	827	140	451	49	158	12	77	4	290	34	4,584	565	5,149	—	—	—	—	—	—			

TABLE 13 — HIGHER COURTS CHARGES HEARD: OFFENCE BY OUTCOME, QUEENSLAND, 1991-92

Offence	Unconvicted						Convicted												Total			Total			
	No true bill, etc.		Acquitted		Convicted not punished		Imprisoned		Community service		Placed on probation		Fined and/or ordered to pay money		Good behaviour bond		Children's Services order		M	F	P	M	F	P	
	M	F	M	F	M	F	M	F	M	F	M	F	M	F	M	F	M	F							M
<i>Homicide, etc.</i>	48	5	47	6	—	—	83	3	4	2	1	—	7	1	1	—	—	—	96	6	191	17	208		
Murder	14	—	12	1	—	—	27	—	—	—	—	—	—	—	—	—	—	—	27	—	53	1	54		
Attempted murder	23	3	10	2	—	—	23	—	—	—	—	—	—	—	—	—	—	—	23	—	56	5	61		
Manslaughter	5	—	13	1	—	—	70	2	—	—	—	—	—	—	—	—	—	—	20	2	38	3	41		
Other related offences	6	2	12	2	—	—	13	1	4	2	1	—	7	1	1	—	—	—	26	4	44	8	52		
<i>Assault, etc.</i>	961	64	451	18	2	—	1,007	29	360	48	211	27	73	5	135	16	37	5	1,825	130	3,237	212	3,449		
Major assault	229	21	124	13	1	—	252	16	153	34	46	11	32	3	40	12	18	5	542	81	895	115	1,010		
Minor assault	106	7	54	3	1	—	76	4	69	8	25	13	13	2	31	4	4	—	219	31	379	41	420		
Rape	103	—	53	—	—	—	74	—	—	—	8	—	—	—	—	—	4	—	86	—	242	—	242		
Other sexual offences	486	31	193	2	—	—	524	6	74	5	120	3	26	—	59	—	9	—	812	14	1,491	47	1,538		
Other violation of persons	37	5	27	—	—	—	81	3	64	1	12	—	2	—	5	—	2	—	166	4	230	9	239		
<i>Robbery and extortion</i>	170	11	17	1	—	—	273	13	43	6	10	3	2	1	—	—	32	3	360	26	547	38	585		
Robbery	141	10	17	1	—	—	259	8	41	6	10	2	1	1	—	—	32	3	343	20	501	31	532		
Extortion and blackmail	29	1	—	—	—	—	14	5	2	—	—	1	1	—	—	—	—	—	17	6	46	7	53		
<i>Fraud and misappropriation</i>	819	595	70	34	10	—	778	144	269	61	269	102	99	21	96	62	1	—	1,522	390	2,411	1,019	3,430		
Embezzlement	191	114	20	21	—	—	190	21	35	9	14	17	10	2	39	6	—	—	288	55	499	190	689		
False pretences	228	223	27	4	10	—	338	101	92	38	128	67	47	5	42	26	1	—	658	237	913	464	1,377		
Fraud and forgery	400	258	23	9	—	—	250	22	142	14	127	18	42	14	15	30	—	—	576	98	999	365	1,364		
<i>Theft, breaking and entering, etc.</i>	1,634	209	229	35	12	—	2,770	88	1,018	72	753	97	82	11	73	20	169	5	4,877	293	6,740	537	7,277		
Unlawful use of motor vehicle	339	31	51	2	—	—	592	15	130	8	106	3	17	—	16	2	38	—	899	28	1,289	61	1,350		
Other stealing	382	84	71	20	11	—	694	31	297	35	209	29	22	8	20	3	44	3	1,297	109	1,750	213	1,963		
Receiving and unlawful possession	219	60	26	8	—	—	181	12	127	19	51	31	31	3	12	9	2	—	404	74	649	142	791		
Burglary and housebreaking	387	18	57	5	—	—	692	16	218	10	165	20	7	—	13	3	42	2	1,137	51	1,581	74	1,655		
Other breaking and entering	307	16	24	—	1	—	611	14	246	—	222	14	5	—	12	3	43	—	1,140	31	1,471	47	1,518		
<i>Property damage</i>	168	20	59	5	4	—	171	3	130	13	96	14	27	3	14	5	32	3	474	41	701	66	767		
Arson	26	6	5	1	—	—	22	—	20	2	9	3	—	—	2	14	3	—	65	10	96	17	113		
Other property damage	142	14	54	4	4	—	149	3	110	11	87	11	27	3	14	3	18	—	409	31	605	49	654		
<i>Driving, traffic, etc.</i>	9	—	5	—	—	—	24	—	4	1	4	—	3	—	2	—	1	—	38	1	52	1	53		
Dangerous/negligent driving	9	—	5	—	—	—	24	—	4	1	4	—	3	—	2	—	1	—	38	1	52	1	53		
Other driving, traffic, etc.	—	—	—	—	—	—	—	—	—	—	—	—	—	—	—	—	—	—	—	—	—	—	—		
<i>Other offences</i>	663	90	94	3	105	9	857	60	283	65	187	40	123	23	21	16	—	—	1,576	213	2,333	306	2,639		
Drugs, possession and use of	107	19	5	—	1	—	134	8	56	16	45	12	25	2	5	—	—	—	266	38	378	57	435		
Drugs, trafficking	346	54	26	1	—	—	346	29	100	26	88	19	13	5	—	—	—	—	547	79	919	134	1,053		
Drugs, other	68	13	9	1	2	—	111	4	55	11	15	2	10	2	3	2	—	—	196	21	273	35	308		
Enforcement of order	45	3	15	1	102	9	218	19	65	12	36	6	60	1	8	9	—	—	489	56	549	60	609		
Other offences	97	1	39	—	—	—	48	—	7	—	3	1	15	13	5	5	—	—	78	19	214	20	234		
Total	4,472	994	972	102	133	9	5,963	340	2,111	268	1,531	283	416	65	342	119	272	16	10,768	1,100	16,212	2,196	18,408		

SECTION 3. CORRECTIVE SERVICES

TABLE 14 — CONVICTED PRISONERS ON HAND BY AGE, QUEENSLAND, AT 30 JUNE

Age (years)	1987	1988	1989	1990	1991	1992
Under 20	251	247	230	216	309	206
20 - 24	546	558	515	566	490	550
25 - 29	471	466	443	436	351	377
30 - 39	526	520	582	602	499	528
40 - 49	265	300	306	287	238	237
50 and over	93	90	114	123	102	119
Total	2,152	2,181	2,190	2,230	1,989	2,017

TABLE 15 — CONVICTED PRISONERS ON HAND BY OFFENCE, QUEENSLAND, AT 30 JUNE

Offence	1987	1988	1989	1990	1991	1992
Homicide	228	242	263	283	268	315
Assault	458	489	524	521	495	535
Robbery and extortion	214	186	196	202	198	243
Fraud and misappropriation	129	140	122	114	77	51
Theft, breaking and entering	538	574	572	591	468	431
Property damage	49	40	51	41	47	42
Drug offences	194	181	188	177	134	141
Motor vehicle and related	238	222	170	181	160	110
Other	104	107	104	120	142	149
Total	2,152	2,181	2,190	2,230	1,989	2,017

TABLE 16 — PROBATION, PAROLE AND COMMUNITY SERVICE: ORDERS MADE AND TERMINATED, QUEENSLAND, 1991-92

Particulars	Number of orders (a)	Orders made during year	Orders terminated during year	Number of orders (b)
Probation	7,102	5,526	4,758	7,870
Prison/probation	791	411	400	802
Parole	1,184	1,123	964	1,343
Community service	2,824	5,800	5,234	3,390
Fine cation	2,283	8,001	6,664	3,620
Home detention	116	678	642	152
Orders supervised				
Probation	288	259	253	294
Parole	105	97	102	100
CSO	1	2	2	1
Leave of absence (release to work)	69	170	164	75
Community corrections	11	30	42	19
Transfers to centres	10	230	173	67
Total	14,784	22,347	19,398	17,733

(a) As 1 July. (b) As 30 June.

SECTION 4. CHILDREN UNDER ORDERS

TABLE 17 — CHILDREN UNDER ORDERS: REASON FOR ORDER, TYPE OF ORDER AND TYPE OF PLACEMENT, QUEENSLAND, AT 30 JUNE

Particulars	1987	1988	1989	1990	1991	1992
Reason for order						
Care and protection	3,530	3,481	3,360	3,163	3,027	2,916
Offence	1,018	945	986	1,066	1,130	1,235
Total	4,548	4,426	4,346	4,229	4,157	4,151
Type of order						
Detention at the Queen's Pleasure	4	5	10	10	9	5
Care and control	739	660	637	679	637	535
Care and protection	2,920	2,854	2,791	2,694	2,659	2,580
Supervision	549	503	510	487	544	737
Protective supervision	336	404	398	359	308	294
Total	4,548	4,426	4,346	4,229	4,157	4,151
Type of placement						
Residential care establishments (a)	545	479	433	409	362	276
At home or with relatives	1,873	1,723	1,741	1,719	1,697	1,887
Other (b)	2,130	2,224	2,172	2,101	2,098	1,988
Total	4,548	4,426	4,346	4,229	4,157	4,151

(a) Establishments mainly for the care and supervision of children. Including children in juvenile corrective institutions (77 at 30 June 1992). (b) Including foster care, in employment, in other establishments, living independently, etc.

TABLE 18 — CHILDREN UNDER ORDERS (a): TYPE OF ORDER BY SEX AND CURRENT ADDRESS IN STATISTICAL DIVISIONS AND STATISTICAL DISTRICTS, QUEENSLAND, AT 30 JUNE 1992

Statistical division and statistical district	Care and control		Care and protection		Supervision		Protective supervision		Total orders (b)		
	Males	Females	Males	Females	Males	Females	Males	Females	Males	Females	Persons
Statistical division											
Brisbane	171	24	476	481	273	37	61	70	981	612	1,593
Moreton	35	8	190	156	83	4	12	11	321	179	500
Wide Bay — Burnett	22	3	103	116	31	6	10	13	166	138	304
Darling Downs	60	6	78	103	45	9	12	7	198	125	323
South-West	12	2	35	26	8	2	1	1	56	31	87
Fitzroy	22	1	70	70	25	2	7	5	124	78	202
Central-West	—	1	9	3	4	—	—	1	13	5	18
Mackay	12	6	48	36	31	4	2	1	93	47	140
Northern	33	1	71	89	38	3	12	9	155	102	257
Far North	62	2	75	97	66	5	7	1	210	105	315
North-West	19	2	55	57	27	5	7	8	108	72	180
Other (c)	25	6	63	73	26	3	15	21	129	103	232
Queensland	473	62	1,273	1,307	657	80	146	148	2,554	1,597	4,151
Statistical district											
Gold Coast — Tweed (d)	14	2	44	45	45	4	3	1	106	52	158
Sunshine Coast	7	4	15	24	23	—	1	—	46	28	74
Bundaberg	4	—	19	37	6	2	3	2	32	41	73
Rockhampton	10	1	29	29	8	1	4	1	51	32	83
Gladstone	5	—	14	6	7	1	3	3	29	10	39
Mackay	11	6	37	28	25	3	1	—	74	37	111
Townsville	27	1	51	59	32	1	10	3	121	64	185
Cairns	15	—	33	44	28	4	—	—	76	48	124

(a) A child who is on more than one type of order is counted once only in this table, against the most serious order. Including 56 males and 11 females who are 18 years of age or older. (b) Including 5 males held at Queen's Pleasure, who are included elsewhere in the table. (c) Including children whose current address is overseas, overseas or untested. (d) Encompassing the Tweed position which is in New South Wales.

EXPLANATORY NOTES

Introduction

This publication contains statistics on police strength, crime (offences reported or detected and court actions), custodial corrections (prisons), community corrections (probation, parole, community service orders and fine option orders) and children under orders.

Source

2. Police, corrective services and children under orders statistics contained in this publication have been extracted by the ABS from annual reports, or from data supplied by the relevant department. Magistrates and Higher Courts, and Children's Courts statistics have been compiled by the ABS from data supplied by the administering departments, namely Justice, Family Services and Aboriginal and Islander Affairs, respectively.

Offence classification

3. A detailed offence classification developed by the Queensland Police Service is used for the crime statistical series. Magistrates, Children's, Higher Courts and custodial corrections collections use the Queensland Offence Classification as detailed in Appendix A.

Police strength and crime statistics

4. *Police regions.* The boundaries for these regions are defined in the *Statistical Review, 1991-92* of the Queensland Police Service and are not compatible with Australian Standard Geographical Classification (ASGC) units.

5. *Crime statistics* are compiled by the Queensland Police Service from criminal offence reports and briefs furnished by police and are presented using the criteria approved by the Australian Police Commissioners for the compilation of *Australian Selected Crime Statistics*. Offences for which no court briefs are completed, e.g. minor traffic breaches or offences for which data quality cannot be assured, e.g. drunkenness, are excluded. Crimes reported to the Commonwealth Police (mainly fraud, forgery, etc.) are also excluded.

6. In 1991-92, enhancements to the computer technology employed by the Queensland Police Service enabled an expansion of the offence categories employed. Crime statistics were presented under three major headings: *Offences Against the Person, Offences Against Property and Other Offences*. *Offences Against the Person* relate to those offences where a person is the victim (e.g. assault). *Offences Against Property* relate to offences where the victim is some form of property (e.g. breaking and entering) or, in the case of fraud (the only exception) directly involves property or gain. *Other Offences* relate primarily to offences that are detected by police (e.g. drug offences).

7. There were also changes to the offence groups and certain offence categories in 1991-92. Most of the offence categories previously included under *Offences Reported to Police* were, in 1991-92, included under *Offences Against the Person or Offences Against Property*. Similarly, most offence categories previously reported under *Offences Detected by Police* have been included under *Other Offences*.

8. In 1991-92, two new offence categories have been established — *Conspiracy to Murder* (a category in Homicide) and *Other Offences Against the Person* and one has been renamed from *Other Offences to Other Offences Against Property*. These offence categories were previously included in *Other Offences under Other Offences Against Property*. A number of offences previously categorised as *Other Offences* have now been included under *Serious Assault* and as *Miscellaneous Offences* in the *Other Offences* grouping.

9. *Counting rules.* For the crime statistics series there are three basic counting rules. For offences against the person (i.e. homicide, assault, robbery and sexual offences) one offence is counted for each victim within each offence category. If there are a series of similar offences committed against a person at the same time and place, one offence is recorded, however, if there are a number of identifiable occurrences over time, several offences are recorded. For offences against property one offence is recorded per victim per distinct act. For all other offences one offence is recorded for each distinct occurrence.

10. *Offences cleared.* A reported offence may be described as having been cleared in either of two ways.

- (i) *By charge* — when at least one person is arrested and charged or an information (i.e. sufficient evidence has been gathered for police to go before a magistrate or justice of the peace to have a warrant issued) has been laid against at least one person. The laying of an information may have been made with a view to the issue of a warrant, summons or other process for the purpose of bringing the offender before a court.
- (ii) *Otherwise* — the identity of the offender has been established and police have sufficient evidence to support a charge being laid, but for a variety of reasons they are unable to make an arrest and lay charges or where the complainant has withdrawn the complaint in writing.

Offences originally reported in a previous period and satisfactorily resolved during this year are included in the *number cleared* figure. No clear up rates are given in relation to offences detected by police as it is thought that the number of such offences committed cannot be accurately determined.

11. *Driving, traffic, etc. offences.* In September 1986, a caution notice system for traffic offenders was introduced. Provision has been made to allow any one offender to receive up to two caution notices without penalty. Any

EXPLANATORY NOTES — continued

third or subsequent caution notice may result in a traffic offence notice being issued. This may attract a penalty. In December 1991, Traffic Offence Notices were introduced for specific drink driving offences involving certain blood alcohol readings. Previously, these would have been recorded as Drink Driving offences. There were 2,876 Notices issued for drink driving in 1991-92.

12. *Reduce Impaired Driving (RID)* campaigns were introduced by the Police Department in 1986-87 for the detection of drink drivers. This campaign was replaced with *Random Breath Testing (RBT)* which formally commenced on 1 January 1989.

Magistrates Courts

13. *Jurisdiction.* Magistrates Courts have the power to deal with all non-indictable or simple offences and those indictable offences which are authorised to be so dealt with under the provisions of the Queensland Criminal Code. For more serious offences, e.g. homicide, rape, robbery, extortion and arson, the purpose of the Magistrates Court proceeding is to determine if there is sufficient evidence to commit the accused person for sentence or trial in a higher court.

14. *Scope.* These statistics refer to criminal cases finalised before Magistrates Courts. Civil cases are excluded, as well as petitions, remands (including remands to other States) and applications. Also excluded are cases involving traffic and metered parking breaches in respect of which penalties are paid without court appearances. This category now includes Traffic Offence Notices, introduced in December 1991 for specific drink driving offences (see paragraph 11 above).

15. *Appearances.* Defendants appearing on more than one charge on the same day are counted once only and are classified to the offence with the most serious outcome. A summary conviction is a more serious outcome than a committal to a higher court for trial or sentence. Within summary convictions, the most serious outcome is that for which the greatest penalty is imposed. The order of severity of penalties imposed is:

- imprisonment,
- community service order or fine option order,
- probation order,
- fine,
- order to pay restitution, compensation or restoration,
- bond of good behaviour or recognizance,
- disqualification of driver's licence and
- Children's Services order.

If two or more outcomes attract the same penalty then the offence for which legislation provides the greatest maximum penalty is considered the offence with the most serious outcome.

16. *Charges heard.* Defendants appearing on more than one charge are counted once for each charge and classified accordingly.

17. *Bail estreated* is an outcome for appearances before the Magistrates Courts, occurring when a defendant fails to appear after being remanded and forfeits bail.

18. *Bond of good behaviour or recognizance.* Offenders convicted of an offence and placed on a good behaviour bond or their own recognizance must keep the peace and be of good behaviour for a specified period or be liable to forfeit the amount of the bond.

Children's Courts

19. *Jurisdiction.* Children's Courts have jurisdiction in dealing with children under or apparently under the age of 17 years. The courts may deal with children charged with any offences other than those for which the child would be liable for life imprisonment if an adult. In these cases the child is committed to the Supreme Court.

20. *Scope.* These statistics refer to final appearances for offences and child welfare applications before the Children's Courts.

21. *Appearances.* Defendants appearing on more than one charge on the same day are counted once only and are classified to the most serious offence charged in the following manner:

- child welfare applications take precedence over criminal charges and
- where an offender appears on more than one criminal charge, the most serious offence charged is that for which legislation provides the greatest maximum penalty.

The order of severity of penalties imposed is:

- committed into care and control,
- ordered into care and protection,
- placed under supervision,
- placed under protective supervision,
- parents ordered into a recognizance,
- imprisoned and
- fined and/or ordered to make restitution.

22. *Charges heard.* Defendants appearing on more than one charge are counted once for each charge, be it offence or child welfare application, and classified accordingly.

23. *Proven offences.* A proven offence in Children's Courts is one where the commission of the offence has been established but where such proof may or may not result in conviction.

EXPLANATORY NOTES — *continued***Higher Courts**

24. *Jurisdiction.* Higher courts have unlimited jurisdiction to handle criminal matters in Queensland.

25. *Scope.* These statistics refer to cases finalised before Supreme, Circuit and District Courts. Civil cases are excluded, as well as applications, petitions and remands.

26. *Appearances.* Defendants appearing on more than one charge on the same day are counted once and classified to the most serious offence charged (Tables 11 and 12).

27. *Charges heard.* Defendants appearing on more than one charge are counted once for each charge and classified accordingly.

28. *No true bill, etc.* When the Attorney-General decides not to proceed with a prosecution a *no true bill* is filed and no further court action takes place. Also included in this outcome are cases where a *nolle prosequi* has been entered. This means that during the conduct of a trial the Crown has decided not to proceed any further with the case.

Corrective services

29. On 15 December 1988 the Queensland Corrective Services Commission was established as a result of recommendations from the *Commission of Review into Corrective Services in Queensland* conducted by Mr J. Kennedy, CBE. This Commission assumed the functions and responsibilities of both the Queensland Prisons Department and the Queensland Probation and Parole Service. The Commission has two major areas of responsibility; custodial and community corrections.

Custodial corrections

30. *Scope.* Statistics in this section refer to convicted and sentenced prisoners held in custody during the current year.

31. Particulars recorded at the time of admission are updated in the light of any subsequent court appearance during the course of a prisoner's sentence. Data in respect of *offence and sentence* relate to the most serious offence (determined by duration of sentence) and total sentence imposed, respectively.

32. Prisoners on *work release programs* and on *home detention* are regarded as being held in continuous custody.

Community corrections

33. In December 1988, a set of *Community Corrections Boards* was set up to replace the Queensland Parole Board. There are six regional boards located around the State near the major correctional centres as well as the Queensland Board. Prisoners serving sentences of 5 years or less apply to the local regional board for parole, home detention and leave of absence. For those with longer sentences, the

regional board prepares a report to the Queensland Board which can make a decision for all prisoners except those on life sentences; for these a recommendation is forwarded to the Governor in Council.

34. *Probation orders* are made by Queensland courts and are supervised by a Community Corrections Board. Included are probationers unofficially supervised by interstate probation services. The figures exclude probationers on interstate probation orders or Commonwealth recognizance supervised by a Community Corrections Board and juvenile supervision orders administered by the Department of Family Services and Aboriginal and Islander Affairs.

35. *Prison/probation orders* are made by Queensland courts and are supervised by a Community Corrections Board upon the offender's completion of a term of imprisonment.

36. *Parole orders* are granted by either the Queensland or a Regional Community Corrections Board and include life parolees who have been exempted from reporting to the Corrective Services Commission by a Community Corrections Board following application after 5 years. The figures exclude parolees on interstate orders and Commonwealth licences.

37. *Community service orders* are a sentencing option for adult offenders convicted of an offence punishable by a term of imprisonment.

38. *Fine option orders* allow defendants, who can show to the satisfaction of the court that they are unable to pay a fine, the option of performing community service in lieu of serving a term of imprisonment in default of payment. Community service and fine option orders are made by Queensland courts and are supervised by a Community Corrections Board.

Children under orders

39. *Scope.* The statistics in this section refer to children who are subject to orders administered by the Department of Family Services and Aboriginal and Islander Affairs. Children who are subject to more than one order are counted once only.

40. Children are placed under orders as a result of court appearances to determine whether the child requires care and protection and/or care and control.

41. *Type of order.* The courts have the option to place a child on a number of different orders. The type of order given depends on whether the child requires supervision, control or protection as well as any previous court history the child may have had. The following options are available to the courts.

- Care and control orders are issued when a child has been either found guilty of an offence or has misbehaved. These orders are for a maximum of 2

EXPLANATORY NOTES — *continued*

years during which time guardianship of the child is taken over by the Department of Family Services and Aboriginal and Islander Affairs.

- Supervision orders are issued after an application for care and control and usually after a child has offended on more than one occasion.
- Queen's Pleasure which is a special type of care and control order is for an indefinite period. Children detained at Queen's Pleasure are held in a secure environment.
- Care and protection orders are issued when parents are unable or unwilling to care for a child. These orders remain in force until the child reaches the age of 18 years.
- Protective supervision orders are issued as a means to protect a child from neglect, abuse, exploitation, etc. with the child being placed in an institution.

42. *Type of placement.* The courts have the power to order a child to be placed in a number of different environments, depending upon the child's circumstances. The types of placement available include:

- residential care establishments (including juvenile corrective institutions) which are mainly for the care and supervision of children,
- at home or with relatives and
- other which includes foster care, in employment and living independently.

Australian Standard Geographical Classification

43. The data are presented according to the Australian Standard Geographical Classification (ASGC), Edition 2.1 except for Children's Courts which uses Edition 9.

44. *Legal local government areas (LGAs)*, as defined under the *Local Government Act 1936* are spatial units which represent the geographical areas of incorporated local government councils, such as cities (C), towns (T) and shires (S).

45. *Statistical divisions*, which are groupings of the whole or part of LGAs, are designed to be relatively homogeneous regions characterised by identified social and economic units within the region. The Brisbane Statistical Division comprises the Cities of Brisbane, Ipswich, Logan and Redcliffe, the Shires of Pine Rivers and Redland and parts of the Shires of Albert, Beaudesert, Caboolture and Moreton.

46. *Statistical districts* have been defined around selected urban areas to provide comparable statistics over a period of time. These districts, which are intended to contain the anticipated urban spread for at least 20 years, are generally defined as having a population of 25,000 or more and experiencing urban growth beyond the LGA boundaries.

Data quality

47. *Police strength, crime statistics, community corrections, custodial corrections and children under orders.* Data published in these sections have been extracted from the relevant annual reports or from data

supplied by the relevant agencies. The ABS checks with these agencies to ensure that any definitions and/or classifications in this publication are correct. The compilation methods and quality control measures are under the control of the relevant agencies.

48. *Magistrates and higher courts.* Data are compiled by the ABS from information supplied by the Justice Department. Quality control measures are employed throughout the compilation process. Inclusion of all finalised cases is ensured by mark-in and follow-up procedures as well as a system to ensure all cases committed from Magistrates Courts to Higher Courts are recorded as an appearance in both collections. All statistical forms detailing appearances are manually checked for correctness and any queries are resolved with the relevant court staff. Data are subject to a detailed computer edit and aggregate output is checked for consistency and comparability.

49. *Children's Courts.* Coded statistical forms are supplied to the ABS for this collection. The quality of the data contained in the forms is the responsibility of the Department of Family Services and Aboriginal and Islander Affairs, which compiles the forms from their own records. Detailed checks on the aggregate output are done by the ABS for consistency and comparability.

Current publications

50. Current publications produced by the ABS are listed in the *Catalogue of Publications and Products* (1101.0). A *Publications Advice* (1105.0) is issued on Tuesdays and Fridays which lists publications to be released in the next few days. These publications are available from any ABS Office.

Unpublished statistics

51. The ABS can also make available certain law and order statistics which are not published. Where it is not practicable to provide the required statistics by telephone, they may be available in other forms, such as microfiche, photocopy, computer printout or clerically extracted tabulation. A charge will be made for providing unpublished statistics in these forms.

52. For further information on these unpublished statistics contact Ron Ketter by telephoning Brisbane (07) 222 6054 or write to Information Services, Australian Bureau of Statistics, GPO Box 9817, Brisbane Q 4001.

Symbols and other usages

r	figure or series revised since previous issue
--	not applicable
—	nil or rounded to zero (including null cells)
M.	males
F.	females
P.	persons

54. Where figures have been rounded, discrepancies may occur between totals and the sums of the component items.

APPENDIX A

OFFENCE CLASSIFICATION AND ORDERS RELATING TO CHILDREN, QUEENSLAND

Classification of offences

1. Homicide, etc.

- 111 Murder
- 121 Attempted murder
- 131 Manslaughter (excluding driving)
- 141 Manslaughter (driving)
- 142 Dangerous driving causing death
- 151 Conspiracy to murder

2. Assaults (including sexual offences), etc.

- 215 Assault occasioning grievous bodily harm (including permanent injury endangering life)
- 216 Assault occasioning actual bodily harm (including malicious wounding)
- 221 Common assault
- 222 Aggravated assault
- 223 Resisting arrest and other obstructions (under Criminal Code)
- 224 Other resisting and obstructing (Police Act)
- 229 Other minor assaults (including administering a drug to commit an offence)
- 231 Sexual assault - rape
- 239 Sexual assault - other (including indecent assault)
- 241 Unlawful carnal knowledge
- 242 Incest
- 245 Indecently dealing with a child (under 16)
- 249 Other sexual offences (consent prohibited)
- 251 Wilful exposure (intent to insult) (Section 227(2) of the Criminal Code)
- 259 Other sexual offences
- 292 Ill-treatment of children
- 293 Kidnapping and abduction
- 294 Hijacking and other acts endangering life involving aircraft, marine vessels and other public transport
- 295 Other (including abortion, threats of violence to persons, going armed to cause fear)

3. Robbery and extortion

- 311 Robbery with major assault (Section 412 of the Criminal Code)
- 312 Robbery with minor assault (Section 413 of the Criminal Code)
- 313 Robbery, armed (Section 410 of the Criminal Code)
- 314 Robbery, other and unspecified (Sections 409 and 414 of the Criminal Code)
- 321 Extortion and blackmail

4. Fraud and misappropriation

- 411 Embezzlement by employee
- 412 Embezzlement by trustee, partner, etc.
- 421 Currency offences (forgery and uttering)
- 422 Valueless cheques (forgery and uttering)
- 423 Bankcard and credit card (forgery and uttering)
- 424 False pretences
- 425 Forgery and uttering n.e.c.
- 427 Evasion of fares
- 428 Leaving a hotel, etc. without paying (Section 6 of the Regulatory Offences Act)
- 429 Fraud n.e.c.

5. Theft, breaking and entering, etc.

- 511 Unlawful possession or use of a motor vehicle (including boats, caravans and trailers)
- 521 Pickpocketing and bag snatching
- 532 Shoplifting
- 533 Shoplifting (Section 5 of the Regulatory Offences Act)
- 534 Stealing livestock (including branding, killing for gain)
- 539 Other stealing (including theft of drugs)
- 540 Unlawful possession or use of livestock
- 542 Other unlawful possession or use of other property
- 551 Receiving stolen property
- 561 Burglary and housebreaking (breaking, entering and stealing) - dwelling
- 562 Breaking and entering a dwelling with intent
- 571 Breaking, entering and stealing - other building (non-dwelling)
- 572 Breaking and entering other building (non-dwelling) with intent
- 573 Possession of housebreaking implements

6. Property damage

- 611 Arson
- 621 Wilful damage or destruction
- 622 Wounding or killing animals
- 623 Wilful damage (Section 7 of the Regulatory Offences Act)
- 629 Other

7. Driving, traffic and related offences

- 711 Drink driving or drink driver (0.15 and over) in charge of a motor vehicle (including driving under the influence of drugs)
- 712 Drink driving or drink driver (0.02 to < 0.15) in charge of a motor vehicle
- 713 Failure to supply a breath test
- 721 Dangerous driving
- 722 Driving without due care and attention
- 731 Driving under suspension
- 732 Driving under disqualification
- 733 Unlicensed driving
- 739 Other licence offences
- 791 Other traffic offences (excluding parking)
- 792 Transport Act offences relating to driving and traffic
- 793 Main Roads Act offences
- 799 Other driving offences (including parking, local government, etc.)

8, 9. Other offences

- 814 Possession or use of drugs
- 815 Importing and exporting of drugs
- 816 Dealing and trafficking in drugs
- 817 Manufacturing and growing drugs
- 818 Other drug offences (including obtaining by fraudulent prescription and possession of drug utensils)
- 821 Drunkenness
- 822 Abusive or obscene or insulting language

APPENDIX A — continued

OFFENCE CLASSIFICATION AND ORDERS RELATING TO CHILDREN, QUEENSLAND

8.9. Other offences — continued

- 823 Indecent or offensive behaviour
- 824 Disorderly conduct
- 826 Defamation and libel
- 829 Other offensive behaviour offences (including censorship)
- 831 Prostitution and related offences
- 841 Trespassing
- 842 Insufficient lawful means
- 849 Other trespass/vagrancy related offences (including consorting)
- 851 Breach of maintenance orders
- 861 Unlawful possession of weapons (including going armed in public)
- 862 Unlicensed firearms
- 869 Other weapon offences
- 871 Pollution, etc. affecting health
- 872 Other environmental pollution (e.g. noise abatement)
- 873 Protection of animals, birds, flora and fauna
- 874 Other natural resources protection (e.g. Stock Routes Act)
- 879 Other environmental offences (e.g. littering)
- 881 Liquor Act (breach of licence)
- 889 Liquor Act (other)
- 891 Gambling — premises
- 892 Illegal bookmaking
- 899 Other gambling offences

- 911 Escape from custody
- 912 Breach of probation or recognizance
- 913 Breach of parole
- 914 Breach of community service order
- 915 Breach of domestic violence (Family Protection) Act
- 917 Other offences against justice procedures (including accessory after the fact, conspiracy — unspecified, pervert the course of justice, perjury and Bail Act)
- 918 Other offences against good order (including Mall Act)
- 921 Arbitration and conciliation
- 922 Workers' compensation
- 929 Other industrial offences
- 931 Prohibited imports (not drugs, flora or fauna)
- 939 Other customs, smuggling, etc. offences
- 950 Electoral offences
- 951 Parliamentary offences (including offences against government security)
- 951 Education and welfare offences
- 952 Other health offences (not drugs or environment)
- 994 Other local authority offences (not parking or environment)
- 995 Other transport offences (not driving or traffic)
- 999 Other (e.g. bigamy, invasion of privacy, copyright offences)

Orders relating to the care, protection and control of children

01. Destitute or homeless

- 011 Begging in a public place
- 012 Abandoned, loitering, insufficient lawful means, no set place of abode

02. Exposed to moral danger

- 021 Exposed to moral danger
- 022 Falling in with bad associates
- 023 Likely to fall into a life of vice or crime
- 024 In household where member convicted of incest
- 025 In betting shop, billiard room, bar or beer garden
- 026 Served with intoxicating liquor in premises mentioned in 025

03. Unfit guardianship

- 031 In custody of unfit person
- 032 Neglected child
- 033 Exposed to physical danger
- 034 Guardian guilty of endangering life
- 035 Living with unfit person
- 036 Deserted by parents, in care of another
- 037 Kept from school by guardian
- 038 In need of assistance due to poverty

04. Absconding from custody

- 041 Child in care not to leave State
- 042 Absconding child

05. Breach of probation conditions

- 051 Breach of supervision order

06. Truancy

- 061 Child regularly absents himself from school

07. Uncontrolled

- 071 Uncontrollable child

08. Criminal misconduct

- 081 Falling into a life of vice or crime
- 082 Exposed to moral danger
- 083 Commits an offence when under 10 years

09. Other orders

- 091 Under school leaving age, unlawfully engages in street trading
- 092 Performs in public without a permit
- 099 Other

APPENDIX B

DATA ITEMS AND UNPUBLISHED TABLES AVAILABLE

NOTE: Several tables are subject to confidentiality restrictions and will require authorisation by the controlling authority prior to being released. Please contact Ron Ketter on (07) 222 6054 with respect to your requirements in the first instance.

MAGISTRATES COURTS

Data items available

Court of appearance
Month of appearance
Offence (Queensland Offence Classification)
Number of charges
Outcome
Punishment
Sex
Age

Unpublished tables

Appearances

- 1 Offence by age group and sex
- 2 Detailed offence by outcome and sex
- 3 Detailed offence by age group and sex
- 4 Detailed offence by statistical division of appearance and sex
- 5 Company defendants: Detailed offence by outcome
- 6 Court by month by sex
- 7 Detailed offence by detailed outcome

Appearances resulting in

- 8 Imprisonment: Offence by outcome
- 9 Imprisonment: Offence by duration of sentence
- 10 Conviction: Type of disposal by sex
- 11 Probation orders: Offence by type of order and sex
- 12 Probation orders: Offence by duration of order and sex
- 13 Community service orders: Offence by type of disposal and sex
- 14 Community service orders: Offence by duration of order and sex
- 15 Commitments: Court by month by sex

Charges heard

- 16 Offence by statistical division of appearance
- 17 Detailed offence by outcome and sex
- 18 Detailed offence by statistical division of appearance
- 19 Company defendants: Detailed offence by outcome
- 20 Court by month by sex
- 21 Detailed offence by detailed outcome

Charges heard resulting in

- 22 A fine: Offence by outcome
- 23 A fine: Offence by amount of fine
- 24 Conviction: Detailed offence by type of disposal and sex
- 25 Probation orders: Offence by type of order and sex

- 26 Probation orders: Offence by duration of order and sex
- 27 Community service orders: Offence by type of disposal and sex
- 28 Community service orders: Offence by duration of order and sex
- 29 Commitments: Court by month by sex

HIGHER COURTS

Data items available

Court of appearance
Month of appearance
Committal court
Month and year of committal
Offence (Queensland Offence Classification)
Prior court history
Legal representation
In company
Plea
Number of charges
Outcome
Punishment
Sex
Age

Unpublished tables

Appearances

- 1 Most serious offence charged by court of original jurisdiction and plea entered
- 2 Most serious offence charged by offence group and previous court history
- 3 Most serious offence charged by age
- 4 Offence with most serious outcome by outcome
- 5 Most serious offence charged by outcome and sex
- 6 Court by month of appearance
- 7 Offence by previous court history
- 8 Legal representation, previous court history and plea entered by sex
- 9 Legal representation, previous court history and plea entered by outcome for most serious offence
- 10 Most serious offence charged by major outcome of a period of imprisonment by sex
- 11 Most serious offence charged by duration of community service order and sex
- 12 Most serious offence charged by duration of probation order

Charges heard

- 13 Detailed offence by detailed outcome
- 14 Court by month of appearance

APPENDIX B — *continued*

CHILDREN'S COURTS

Data items available

Court of appearance
 Month of appearance
 Offence (Queensland Offence Classification)
 Complainant
 Defendant present in court
 Parent/guardian present in court
 Departmental and defence representation
 Birthplace
 Usual residence
 Occupational status (home, school, work)
 Religion
 Applications or offences
 Distinct children
 Number of charges
 Outcome
 Punishment
 Sex
 Age

Unpublished tables

Appearances

- 1 Offences: Most serious offence charged by outcome by sex
- 2 Applications: Type of application by outcome by sex
- 3 Applications: Type of application by sex by age
- 4 Offences: Most serious offence charged by age by sex
- 5 Most serious outcome by age by sex
- 6 Place of usual residence by sex by most serious outcome
- 7 Type of application by sex by most serious outcome
- 8 Offence with most serious outcome by sex by outcome
- 9 Applications for care and protection orders, Brisbane Children's Court
- 10 Applications for care and control orders, Brisbane Children's Court
- 11 Applications for care and protection orders, total children's court
- 12 Applications for care and control orders, total children's court
- 13 Applications: Area offices by type of application by outcome

- 14 Area office by type of matter heard (most serious) by selected items
- 15 Offences: Area office by most serious offence charged by outcome
- 16 Offences: Area office by most serious offence charged by number of prior and similar proven offences
- 17 Type of application/offence by sex by age
- 18 Court by defence representation by departmental representation
- 19 Representation of children in court
- 20 Place of usual residence by sex by outcome for most serious application/offence charged
- 21 Applications: Type of application by sex by outcome
- 22 Offences: Most serious offence charged by sex by outcome

Charges heard

- 23 Offence by age by sex
- 24 Place of usual residence in statistical divisions by offence group by sex
- 25 Place of usual residence in statistical districts by offence group by sex
- 26 Offence by outcome by sex
- 27 Court by offence by outcome
- 28 Area office by offence by outcome
- 29 Place of usual residence by offence group by sex
- 30 Type of application by sex by outcome
- 31 Offence by sex by outcome
- 32 Offence by sex by age
- 33 Type of application by sex by age

Other

- 34 Distinct children: Area office by outcome of most serious offence/application heard
- 35 Distinct children: Place of usual residence by sex by age
- 36 Distinct children appearing more than once this year: Age by sex
- 37 Court by month by sex
- 38 Applications: Court by month by sex
- 39 Offences: Court by month by sex
- 40 Charges heard: Court by month by sex
- 41 Distinct children: Court by month by sex
- 42 Children dealt with by age and place of usual residence in statistical divisions by sex
- 43 Children dealt with by age and place of usual residence in statistical districts by sex

Law and Order, Queensland, 1991-92

Catalogue No. 4502.3



2450230006927
ISSN 0155-3631

Recommended retail price: \$15.00