



**AUSTRALIAN BUREAU OF STATISTICS**

**CANBERRA**

**EXPORTS  
AUSTRALIA**

**JULY 1986**

**CATALOGUE NO. 5404.0**

- 
- PHONE INQUIRIES . about these statistics - contact Mr Wayne Shippley on Canberra (062) 52 5403 or any ABS State office.
- . about other statistics and ABS services - contact Information Services on Canberra (062) 52 6627 or any ABS State office.
- MAIL INQUIRIES . write to Information Services, ABS, P.O. Box 10, Belconnen, A.C.T. 2616 or any ABS State office.
- ON VIATEL . key \*656# for selected economic, social and demographic statistics on VIATEL.
- 

EMBARGOED UNTIL 11.30 A.M. 16 SEPTEMBER 1986

CONTENTS

Table	Page
.. Main Features	2
.. Explanatory Notes	2 <sup>o</sup>
1. Summary of exports	6
.. Total monthly exports	6
2. Exports by State	7
.. Distribution of exports by State	7
.. Distribution of exports to major countries and country groups	8
3. Exports to countries and country groups	9
.. Distribution of exports by major commodities	10
4. Exports of commodity items of the Australian Export Commodity Classification	11
5. Exports by Australian Standard Industrial Classification	38
6. Exports by Broad Economic Categories	39
Appendix A: Confidential Commodity Listing	40

## MAIN FEATURES

The recorded value of exports in July 1986 was \$2,599m, a decrease of 2% compared with \$2,647m for June 1986. For July, the major markets for Australian exports, with the corresponding percentages for June in brackets, were: Japan \$759m, 29% (28%); EEC \$366m, 14% (14%); and the USA \$262m, 10% (11%).

The recorded value of exports in July 1986 decreased by \$109m, or 4%, compared with exports in July 1985. The States contributing most to this decrease were: South Australia, down \$76m (42%); Victoria, down \$59m (12%); and Queensland, down \$51m (7%). New South Wales showed an increase over the same period, of \$86m (14%).

## EXPLANATORY NOTES

### Change in this issue:

From 1 July 1986, export documentation is not required where the total value of goods for export in one consignment is less than \$500. (Previously the limit was \$250). The effect on the statistics of this change in the value limit is not significant.

## Introduction

This publication contains monthly and year-to-date statistics of Australia's exports classified by Divisions (2 digits) and Items (5 digits) of the Australian Export Commodity Classification (AEC) (1203.0). Statistics for 1985-86 and 1986-87 may be amended as a result of continuing quality checks on foreign trade data. Although these amendments usually have little effect on broad aggregate statistics, they may have a significant effect on individual commodity statistics. For this reason, statistics for 1985-86 and 1986-87 should be considered preliminary and subject to revision.

2. Statistics at the Section (1 digit) level are available in the ABS publication Exports by Commodity Divisions, Australia (5402.0).

## Source of data

3. These statistics are compiled by the Australian Bureau of Statistics from information contained in export entries and returns submitted by exporters or their agents to the Australian Customs Service as required by the Customs Act.

## Statistical concepts

4. The statistics of exports presented in this publication are recorded on a general trade basis, i.e. export figures include both Australian produce and re-exports.

5. Australian produce is defined as goods, materials or articles which have been produced, manufactured or partly manufactured in Australia, except goods which were originally imported and have undergone only minor operations which leave them essentially unchanged.

6. Re-exports are defined as goods, materials or articles originally imported which are exported in the same condition in which they were imported or after having undergone only minor operations which leave them essentially unchanged. The values of re-exports are shown in Table 2. Minor operations include blending, packaging, bottling, cleaning, sorting, husking and shelling.

7. Although items of non-merchandise trade are recorded, they are excluded from exports. The value of non-merchandise trade is shown in Table 1 (see paragraphs 13 and 14).

8. The following are excluded from recorded export statistics:

- (a) direct transit trade, i.e. goods being trans-shipped or moved through Australia for purposes of transport only;
- (b) migrants' and passengers' effects exported and parcels post exports of small value, for which Customs entries are not required;
- (c) certain materials under inter-governmental agreements for defence and similar projects for which Customs entries are not required;
- (d) ships and aircraft engaged in the transport of passengers or goods between Australia and other countries;
- (e) the sale of any ship and/or aircraft originally purchased for use on overseas routes;
- (f) fish and other sea products landed abroad directly from the high seas by Australian ships;

- (g) export consignments where the value of the goods in each transaction is less than \$250. From 1 July 1986, the value level has been raised to \$500.

#### Statistical period

9. Exports are recorded statistically in the month when the entries are lodged with the Australian Customs Service. Regular exporters or their agents may provide details of their export shipments on a periodic rather than an individual shipment basis by submitting weekly or monthly returns. These "periodic returns" must be submitted to the Australian Customs Service within seven days of the end of the period in question covering all shipments during that period. All other exporters are required to report each individual shipment prior to departure. Approximately 90 per cent of monthly export values are recorded on periodic returns. The statistical month for Customs outports (generally ports other than those at which the main Customs office in each state is located) closes on the 21st of each month, whereas for mainports the statistical month is the calendar month.

10. Because of these factors, export statistics for a particular month do not necessarily represent entries lodged or commodities actually exported during that month. Analysis of past data has shown that in aggregate approximately 30 per cent of export trade by value for a particular month reflects actual shipments during that month, 60 per cent by value was actually exported during the previous month with the remaining 10 per cent by value exported in earlier months. For individual commodities the percentage by value representing actual exports in a month may vary considerably.

#### Valuation

11. Goods actually sold to overseas buyers prior to shipment are valued at the free-on-board (f.o.b.) Australian port of shipment equivalent of the actual price at which the goods were sold. Goods shipped on consignment are valued at the f.o.b. Australian port of shipment equivalent of the current price offering for similar goods of Australian origin in the principal markets of the country to which the goods are despatched for sale.

12. The recorded value of exports includes the value of the outside package, other than international containers used for containerised cargo.

#### Exports and non-merchandise trade

13. From July 1985, non-merchandise trade is excluded from export (and import) statistics. This is in accord with UN recommendations and practices adopted by Australia's major trading partners. Statistics prior to July 1985 included in this publication have been adjusted to be comparable with data from July 1985 onwards and, consequently, will not be directly comparable with previous publications.

14. Non-merchandise exports consist primarily of re-exports of goods which were originally imported on a temporary basis or for repair, alteration or renovation, and exports of goods on a temporary basis (including goods for repair, alteration or renovation overseas) and subsequent re-importation. A complete list of commodities comprising non-merchandise trade is shown under Section 9(b) of the AECG. The value of non-merchandise trade is shown in Table 1.

#### Commodity classification

15. Exports are classified according to the items of the AECG which, from 1 July 1978, has been based on the Standard International Trade Classification, Revision 2 (United Nations, Statistical Papers, Series M, No. 34, Revision 2, 1975). A detailed description of the commodity items included in this publication is contained in the AECG. Copies of, or extracts from, this classification may be obtained from offices of the ABS in Canberra and in each capital city.

#### Broad economic categories

16. Exports of merchandise in Table 6 are classified according to the nineteen categories of the United Nations' classification, Broad Economic Categories (BEC). The BEC attempts to classify foreign trade statistics for the purposes of general economic analysis according to the main end use of the commodities traded. Figures for previous years have been compiled and are available on request.

#### ASIC industry of origin

17. Export statistics classified by Subdivisions of the Australian Standard Industrial Classification (ASIC) are shown in Table 5. The statistics are compiled by allocating statistical items of the AECG to the ASIC industry of origin with whose main economic activities the commodities are primarily associated. A full description of ASIC classes is contained in the publication Australian Standard Industrial Classification, Vol. 1 - The Classification (1201.0).

Country

18. For the purposes of foreign trade statistics, a country is defined as a geographical entity which trades, or has the potential to trade, with Australia in accordance with Australian Customs provisions. External territories under Australian administration are treated separately whilst self-governing territories and dependent territories under the administration of other countries may be treated as individual countries in Australian foreign trade statistics. For exports, country refers to the country to which the goods are consigned at the time of export. Where the country of consignment is not determined at the time of export, goods are recorded as exported "For orders" and in those cases where it is found to be impossible to determine the destination, as "Destination unknown".

State

19. State statistics comprise the State of origin for Australian produce. State of origin is defined as the State in which the final stage of production or manufacture occurs.

Treatment of confidential data

20. To ensure that information about the activities of particular businesses is not disclosed it is necessary to restrict the release of statistics of certain commodities. These restrictions do not affect total export figures but they can affect statistics at all levels of the Australian Export Commodity Classification.

21. Reference to table footnotes and Appendix A should assist in the interpretation of these differences.

Revision to previous figures

22. Where revisions have been made to the previously published figures for earlier months of the current financial year, appropriate adjustments are made to the year-to-date figures shown in this publication. For this reason, monthly figures published in previous issues for the current financial year will not necessarily add to the year-to-date figures shown in the latest issue.

23. Statistics shown in this publication were the latest available at the time of compilation. However, revisions may have since been made to the statistics, which could result in differences between figures in this publication and those in other related publications, e.g. Exports by Commodity Divisions, Australia (5402.0).

## OTHER INFORMATION AVAILABLE

24. Special returns service: Subscribers to this service can receive computer produced printout of foreign trade statistics at a particular commodity level in one or more of a limited number of formats, for a charge consistent with the level of detail required. This service is recommended where up to fifty specific commodity items are required on a regular basis.

25. Microfiche service: Foreign trade statistics are also available on microfiche in a variety of tabular formats. Each tabular format covers all commodities exported or imported, at various levels of aggregation. This service is recommended where the subscriber wishes to obtain foreign trade details for a large number of commodities.

26. Magnetic tape service: Statistics for imports, exports and import clearances are available on 9-track magnetic tape approximately 4 weeks after the end of the reference period. This service is recommended where the subscriber wishes to obtain trade data at the most detailed level. Documentation regarding the content and structure of these tapes is available from the ABS Trade and Shipping Section in Canberra.

27. To meet subscribers' needs special returns, microfiche and magnetic tape are available on a monthly, quarterly or less frequent basis. Relevant application forms and information papers for these services are available from the ABS Trade and Shipping Section in Canberra or any ABS State office. Payment in advance is required for each of these services.

Related publications

28. Other ABS publications which may be of interest include:

Balance of Payments, Australia (5301.0)	-issued monthly
Exports by Commodity Divisions, Australia (5402.0)	-issued monthly
Exports of Major Commodities and Their Principal Markets, Australia, (5403.0)	-issued monthly
Imports, Australia (5406.0)	-issued monthly (\$1.20, \$2.10 incl. postage)
Exports and Imports (Balance of Payments Basis) at Constant Prices, Australia (5332.0)	- issued quarterly

Export Price Index, Australia (6405.0)  
- issued monthly

Manufacturing Commodities: Principal  
Articles Produced, Australia, (8303.0)  
-issued annually (\$1.90, \$2.80 incl.  
postage)

29. Current publications produced by  
the ABS are listed in the Catalogue of  
Publications, Australia (1101.0). The ABS  
also issues, on Tuesdays and Fridays, a  
Publications Advice (1105.0) which lists  
publications to be released in the next  
few days. The Catalogue and the Publi-  
cations Advice are available from any ABS  
office.

New ABS service: AUSSTATS

30. A wide range of economic, social  
and demographic statistics is now avail-  
able on AUSSTATS, ABS' new on-line  
service through CSIRONET.

31. For further information phone the  
AUSSTATS Help Desk on (062) 526017.

Symbols and other usages

- nil or rounded to zero  
.. not applicable  
n.e.s. not elsewhere specified  
n.e.c. not elsewhere classified

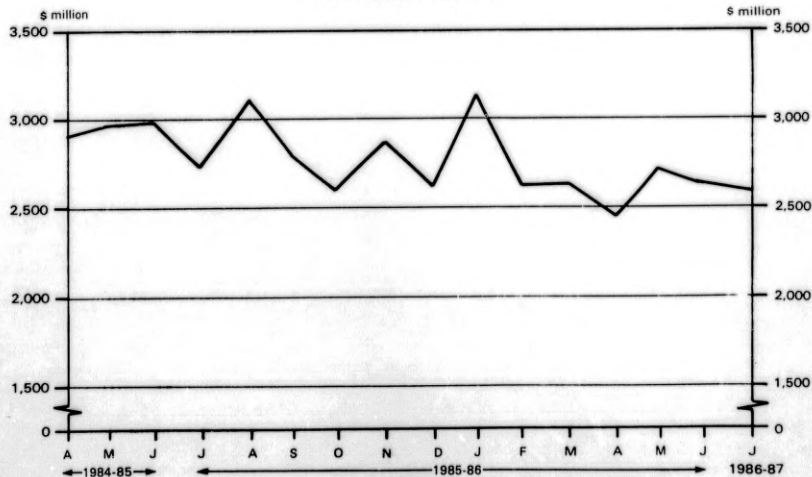
32. Where figures have been rounded,  
discrepancies may occur between sums of  
the component items and totals.

IAN CASTLES  
Australian Statistician

TABLE 1. SUMMARY OF EXPORTS  
(\$m)

Period	Total exports	Non-Merchandise
1980-81	18,949	228
1981-82	19,294	281
1982-83	21,454	668
1983-84	24,013	753
1984-85	29,708	834
1985-86	32,820	1,407
1984-85 -		
May	2,959	70
June	2,994	46
1985-86 -		
July	2,708	120
August	3,105	45
September	2,791	51
October	2,592	124
November	2,870	175
December	2,601	142
January	3,125	53
February	2,613	43
March	2,613	57
April	2,433	69
May	2,724	327
June	2,647	203
1986-87 -		
July	2,599	63

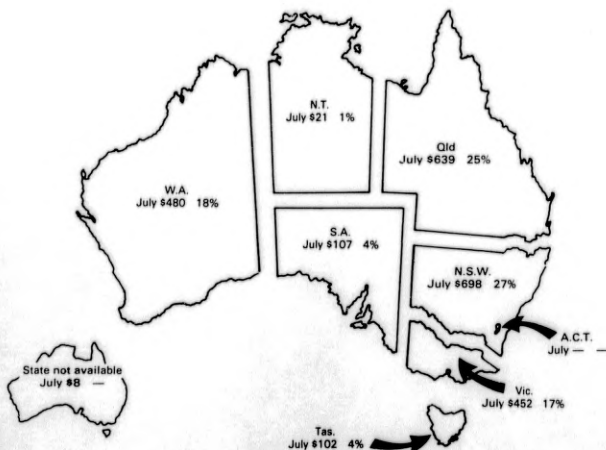
TOTAL MONTHLY EXPORTS



**TABLE 2. EXPORTS BY STATE(a)**  
 ('000)

State	April 1986	May 1986	June 1986	July	
				1985	1986
Australian produce					
New South Wales	532,426	616,598	612,616	612,346	698,389
Victoria	442,139	498,905	451,127	511,916	452,434
Queensland	565,302	713,092	584,346	490,229	639,148
South Australia	165,740	139,491	145,052	182,568	106,564
Western Australia	495,434	571,340	554,844	522,819	479,581
Tasmania	98,580	72,755	81,884	72,412	101,621
Northern Territory	69,052	23,490	96,225	33,150	21,043
Australian Capital Territory	71	11	67	2,398	178
State not available for publication(b)	10,787	4,483	18,103	20,436	8,323
<b>Total</b>	<b>2,349,541</b>	<b>2,640,545</b>	<b>2,544,466</b>	<b>2,648,274</b>	<b>2,507,291</b>
Re-exports	83,216	83,157	102,294	59,745	91,451
<b>Total exports -</b>	<b>2,432,756</b>	<b>2,723,703</b>	<b>2,646,760</b>	<b>2,708,019</b>	<b>2,598,743</b>

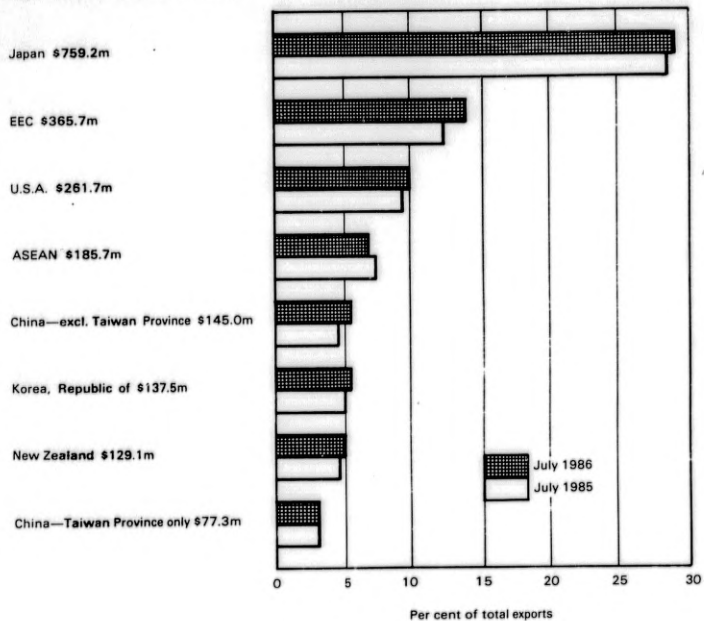
(a) Australian produce is recorded on a state of origin basis. See paragraph 19 of the Explanatory Notes for further details. Re-export data are not available on a comparable State Basis.  
 (b) Refer to paragraph 20 of the Explanatory Notes.

**DISTRIBUTION OF EXPORTS OF AUSTRALIAN PRODUCE  
 BY STATE**  
 \$m


(a) Percentages (%) relate to the monthly and year-to-date (Y.T.D.) State contributions to total monthly and Y.T.D. exports.

**DISTRIBUTION OF EXPORTS TO MAJOR COUNTRIES AND COUNTRY GROUPS(a)**

JULY 1986—Total exports \$2,598.7m



(a) Exports to the countries and country groups shown in this chart represent 79% of total exports for July 1986.

TABLE 3. EXPORTS TO COUNTRIES AND COUNTRY GROUPS  
\$'000

Country or country group	April 1986	May 1986	June 1986	July	
				1985	1986
Algeria, Democratic and Popular Republic of	4,302	1,814	4,653	5,163	4,394
Argentina (Argentine Republic)	6,462	6,329	419	47	6,637
Association of South East Asian Nations (ASEAN) -					
Brunei Darussalam					622
Indonesia, Republic of	1,167	1,019	1,016	876	5,224
Malaysia	43,640	45,976	58,032	51,616	53,244
Philippines, Republic of	30,059	42,141	53,499	46,650	47,235
Singapore, Republic of	12,540	12,540	12,474	10,419	8,315
Thailand, Kingdom of	40,028	39,212	47,897	41,584	52,878
Total ASEAN	9,435	11,096	13,024	13,553	22,869
Austria, Republic of	136,868	154,289	195,918	206,697	185,743
Bahrain, State of	460	209	588	17,926	290
Bangladesh, People's Republic of	2,262	10,356	6,670	28,594	2,920
Brazil, Federal Republic of	9,040	5,251	1,905	976	4,260
Canada	8,087	5,732	11,388	5,156	5,254
Chile, Republic of (a)	38,650	53,979	36,358	31,738	40,767
China - excl. Taiwan Province	2,058	96	2,041	120	1,708
China - Taiwan Province only	89,163	132,977	143,412	121,308	144,947
Christmas Island	81,754	93,052	100,441	79,819	77,277
Cuba, Republic of	73	343	153	37	552
Czechoslovakia (Czechoslovak Socialist Republic)	1,738	1,709	2,733	1,946	1,715
Ecuador, Republic of	55	55	45	-	21
Egypt, Arab Republic of (a)	26,544	39,012	32,663	29,672	5,101
European Economic Community (EEC) -					
Belgium-Luxembourg	18,019	19,638	21,122	27,481	23,959
Denmark, Kingdom of	7,023	5,497	6,265	12,889	20,193
France (French Republic)	66,369	56,814	49,848	47,934	46,737
Germany, Federal Republic of	71,091	86,233	101,279	72,432	64,139
Greece (Hellenic Republic)	2,603	9,674	8,902	773	808
Ireland (Irish Republic)	128	463	597	852	852
Italy (Italian Republic)	65,715	59,199	46,521	50,977	40,149
Netherlands, Kingdom of the	36,866	36,640	40,431	27,328	36,184
Portugal (Portuguese Republic)	4,716	4,716	5,918	2,217	2,217
Spain (Spanish State)	21,524	18,716	21,594	26,504	18,101
United Kingdom of Great Britain and Northern Ireland	97,343	86,641	83,584	70,444	112,325
Total EEC	389,256	384,060	381,607	343,718	365,716
Fiji	10,198	15,456	8,793	18,213	8,823
Finland, Republic of	8,211	3,230	6,219	337	802
French Polynesia	2,329	4,125	2,110	1,088	3,398
German Democratic Republic	2,466	5,814	4,948	2,068	3,502
Hong Kong	52,294	50,318	70,765	85,403	63,762
Hungary (Hungarian People's Republic)	1,161	797	976	877	487
India, Republic of	33,376	22,353	28,280	30,923	33,852
Iran, Islamic Republic of	2,939	15,524	33,860	16,588	11,720
Iraq, Republic of	18,089	39,876	11,151	27,213	13,449
Israel, State of	6,448	1,142	13,304	1,281	2,444
Japan	644,875	786,894	726,583	770,113	759,242
Jordan, Hashemite Kingdom of	176	137	8,254	154	109
Korea, Republic of	338	335	1,783	4,804	239
Kiribati, Republic of	502	1,001	835	1,181	230
Korea, Republic of	93,554	132,364	114,111	131,642	137,519
Kuwait, State of	3,638	13,588	5,814	11,747	12,369
Libyan Arab Jamahiriya, Socialist People's	164	42	116	-	2,159
Mauritius	1,095	1,967	2,930	1,366	1,976
Mexico (United Mexican States)	4,023	1,400	2,547	9,568	1,046
Nauru, Republic of	1,769	559	2,354	1,486	2,278
New Caledonia	4,975	4,093	3,218	2,794	3,847
New Zealand	110,516	120,481	119,707	123,699	128,400
Norfolk Island	864	596	585	2,379	966
Norway, Kingdom of (a)	878	3,335	4,119	1,819	1,819
Oman, Sultanate of	7,515	7,337	1,696	5,524	4,915
Pakistan, Islamic Republic of	5,542	17,542	3,907	13,490	15,337
Papua New Guinea	45,232	44,719	47,469	38,605	43,477
Peru, Republic of	1,454	50	3,250	2,795	1,170
Poland (Polish People's Republic)	17,761	9,796	9,871	10,923	7,949
Qatar, State of	2,838	2,629	1,306	1,392	2,444
Romania, Socialist Republic of	8,982	2,463	2,862	4,156	6,089
Saudi Arabia, Kingdom of	16,091	20,480	17,393	13,433	12,881
Solomon Islands	4,202	2,808	3,296	3,350	2,486
South Africa, Republic of	9,042	10,161	17,479	17,282	16,426
Sri Lanka, Democratic Socialist Republic of	1,538	1,538	1,217	1,333	1,333
Sweden, Kingdom of	8,147	12,899	4,647	4,292	8,671
Switzerland (Swiss Confederation)	2,637	10,614	11,741	1,808	21,262
Tanzania, United Republic of	1,452	1,264	2,110	55	16
Tonga, Kingdom of	411	631	766	655	630
Trinidad and Tobago, Republic of	3,884	5,914	1,371	1,812	1,641
Turkey, Republic of	5,714	5,410	3,193	13,388	2,395
Uganda, Republic of	-	-	-	205	-
United Arab Emirates	16,179	12,536	14,573	15,916	27,516
United States of America	248,275	219,846	277,863	254,416	263,693
U.S.S.R. (Union of Soviet Socialist Republics)	129,758	137,806	45,510	20,807	33,810
Vanuatu, Republic of	1,452	1,299	1,299	1,376	1,376
Vanuatu, Republic of	223	135	527	141	1,444
Western Samoa, Independent State of	313	1,898	-	2,391	759
Yemen, People's Democratic Republic of	-	-	6,646	9,610	-
Yugoslavia, Socialist Federal Republic of	5,664	2,569	3,579	88	11,621
Ships' stores	32,332	34,256	25,701	48,756	28,056
Destination unknown	10	39	3,599	59	59
Other countries	50,986	55,742	43,380	49,376	41,300
<b>Total</b>	<b>2,432,756</b>	<b>2,723,703</b>	<b>2,646,760</b>	<b>2,708,019</b>	<b>2,598,743</b>

(a) Exports of certain commodities, principally alumina, are excluded from the country total but are included in "Other countries". Refer to paragraph 19 of the Explanatory Notes.

## DISTRIBUTION OF EXPORTS BY MAJOR COMMODITIES(a)

JULY 1986—Total exports \$2,598.7m

Coal, coke and briquettes (32) \$476.4m

Metalliferous ores and metal scrap (28) \$350.2m

Textile fibres and their wastes (26) \$257.1m

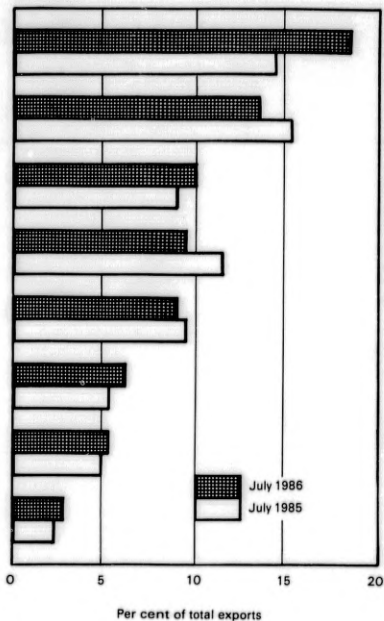
Cereals and cereal preparations (04) \$249.9m

Manufactures of metal (67-69) \$234.3m

Meat and meat preparations (01) \$168.7m

Machinery and transport equipment (7) \$143.2m

Sugar, sugar preparations and honey (06) \$77.6m



(a) Exports of the "major commodities" shown in this chart are significant exports by particular Sections (1 digit) and Divisions (2 digits) of the *Australian Export Commodity Classification* (figures in brackets following commodity descriptions denote the relevant Sections and Divisions) and represent 75% of total exports for July 1986.

TABLE 4. EXPORTS OF COMMODITY ITEMS AT THE SITC ITEM LEVEL OF THE AUSTRALIAN EXPORT COMMODITY CLASSIFICATION \$'000

AECG Item	Description	July				
		April 1986	May 1986	June 1986	1985	1986
00	Live animals					
00111	Cattle, pure bred, for breeding	351	515	1,443	423	1,747
00119	Cattle, other than pure bred breeding stock	3,872	3,749	2,484	1,074	3,193
00121	Sheep and lambs, live	8,237	12,314	11,303	21,184	16,940
00122	Goats, live	4,155	3,863	2,722	895	253
00141	Poultry, of a weight not exceeding 105g, live	139	34	75	21	56
00150	Horses, asses, mules and hinnies, live	2,707	8,930	1,176	3,368	6,182
00191	Animals, live, of a kind mainly used for human food, nes	-	140	179	-	23
	Division total	19,261	32,565	19,381	28,965	28,396
01	Meat and meat preparations					
01111	Beef, veal, with bone-in	2,117	2,328	797	1,693	1,899
01112	Beef, veal, boneless	116,144	129,985	104,478	112,973	131,901
01120	Meat of sheep, lambs and goats	19,747	21,055	22,410	12,217	18,204
01130	Meat of pigs	179	316	658	1,496	513
01140	Poultry, dead and edible offals thereof (except liver)	166	314	502	280	473
01150	Meat of horses, asses, mules and hinnies	2,234	1,761	916	1,373	1,757
01160	Offals, edible of cattle, sheep, goats, pigs, horses, asses, mules and hinnies (excl. guts, bladders and stomachs)	5,385	7,418	6,148	7,827	8,133
01181	Poultry liver	63	-	3	3	4
01189	Meat and edible offals (except poultry liver), fresh, chilled or frozen, nes	23	23	42	105	3
01210	Bacon, ham and other pig meat being salted, in brine, dried or smoked	11	15	9	25	6
01290	Meat and edible offals (except poultry liver), salted, in brine, dried or smoked, nes	179	687	514	311	717
01410	Meat extracts and juices; fish extracts	45	185	146	453	108
01420	Sausages and the like, of meat, meat offal or animal blood	235	316	297	134	278
01490	Meat, prepared or preserved or meat offal, nes	4,078	4,457	4,551	6,920	4,731
	Division total	150,607	168,849	141,469	146,130	168,725
02	Dairy products and birds' eggs					
02230	Milk and cream, fresh, not concentrated	503	731	651	465	476
02241	Whey, preserved, concentrated or sweetened	520	197	232	76	1,079
02242	Milk (other than whey) in powder or granules, cont. not more than 1.5% by weight of fat	4,982	4,924	5,487	8,351	6,248
02243	Milk and cream, in powder or granules containing more than 1.5% by weight of fat	6,388	8,501	9,552	7,525	11,683
02249	Milk (other than whey) and cream, preserved, concentrated or sweetened, not powder or granules	564	558	176	395	850
02300	Butter	4,548	4,998	5,610	5,643	4,934
02400	Cheese and curd	16,241	17,154	7,961	10,532	16,909
02510	Eggs, in shell	87	47	302	114	113
02520	Eggs, not in shell	181	112	53	235	167
	Division total	34,325	37,222	29,824	33,336	42,460
03	Fish, crustaceans and molluscs, and preparations thereof					
03410	Fish, fresh or chilled (excl. fillets)	374	513	617	70	278
03420	Fish, frozen (excl. fillets)	1,103	443	2,242	4,101	1,181
03430	Fish fillets, fresh or chilled	4	5	1	1	97
03440	Fish fillets, frozen	123	24	191	184	328
03500	Fish, dried, salted or in brine, and smoked	14	8	17	43	15
03600	Crustaceans & molluscs, fresh, chilled, frozen, salted, brine or dried; crustaceans in shell, simply boiled in water	34,703	33,843	39,875	37,354	46,855
03710	Fish, prepared or preserved, nes	86	49	650	355	386
03720	Crustaceans and molluscs, prepared or preserved, nes	4,270	4,565	5,393	6,799	4,808
	Division total	40,676	39,452	48,992	48,906	53,948
04	Cereals and cereal preparations					
04110	Wheat, durum	6	6	-	-	26
04120	Wheat, other than durum (incl. spelt)	221,452	353,458	249,086	172,980	186,890
04211	Rice, in the husk	-	2	-	-	-
04212	Rice, husked but not further prepared(a)	-	1	-	-	-
04221	Rice, semi or wholly milled (excl. broken rice)(a)	4,723	10,048	9,117	7,429	4,482
04300	Barley, unmilled	25,995	18,176	16,869	62,928	19,976
04400	Maize (corn), unmilled	3,424	31	4	81	27
04510	Rye, unmilled	-	-	-	-	-
04520	Oats, unmilled	4,023	478	1,779	4,154	168
04591	Millet, unmilled	609	463	290	383	511
04592	Sorghum	22,300	33,041	36,396	50,615	19,319
04599	Cereals, nes, unmilled	665	289	184	34	211
04601	Flour, wheat or meslin	878	1,176	1,560	1,846	3,557
04602	Groats, meal and pellets, of wheat	-	-	-	-	1
04701	Flours, cereal (other than of wheat or of meslin)	44	18	27	7	99
04702	Groats, meal and pellets of cereals other than of wheat	-	-	-	-	468
04811	Cereal grain, worked, nes; germ of cereals	373	608	354	332	410
04812	Cereal preparations obtained from the swelling or roasting of cereals or cereal products	452	406	458	469	662
04820	Malt	7,192	7,826	13,260	6,755	8,018
04830	Pasta and similar products, in paste or dry form, uncooked	142	306	66	141	255

TABLE 4. EXPORTS OF COMMODITY ITEMS AT THE SITC ITEM LEVEL OF THE AUSTRALIAN EXPORT COMMODITY CLASSIFICATION - CONTINUED  
\$'000

AECCL Item	Description	April 1986	May 1986	June 1986	July	
					1985	1986
04	Cereals and cereal preparations					
04841	Bread and bakers' wares; communion wafers; cachets for pharmaceutical uses, sealing wafers and rice paper	74	14	13	46	28
04842	Pastry, biscuits, cakes and other fine bakers' wares	1,493	1,620	1,779	1,409	3,515
04880	Malt extract; preparations of flour, meal, starch or malt extract, less than 50% by weight of cocoa	1,462	1,570	1,287	777	1,755
	Division total	295,308	429,535	332,530	310,853	249,910
05	Vegetables and fruit					
05410	Potatoes, fresh or chilled (excl. sweet potatoes)	147	130	261	302	239
05420	Leguminous vegetables (eg. beans, peas, lentils, etc.) dried, shelled	6,836	4,187	4,608	2,743	3,961
05440	Tomatoes, fresh or chilled	111	178	142	124	161
05451	Vegetables, alliaceous (eg. onions, shallots, garlic, leeks, etc.) fresh or chilled	3,852	2,628	966	697	453
05459	Vegetables, fresh or chilled, nes	1,161	2,095	2,545	1,987	3,341
05461	Vegetables, preserved by freezing	145	169	271	80	100
05462	Vegetables, provisionally preserved in preservative solutions, but not specially prepared for immediate consumption	15	14	17	17	15
05484	Hop cones and lupulin	37	23	131	1,209	548
05489	Vegetable products, roots and tubers, chiefly for human food, nes, fresh or dried	39	144	50	65	48
05610	Vegetables, dried, dehydrated or evaporated (excl. leguminous vegetables) whole, cut, sliced, broken or in powder	-	49	76	5	14
05643	Potato, flours, meals and flakes	-	1	2	1	-
05648	Fruit and vegetables, flours, meals and flakes, nes; sago and tapioca	9	-	12	-	64
05651	Fruit and vegetables, prepared or preserved by vinegar or acetic acid	67	69	72	132	33
05659	Vegetables otherwise prepared or preserved, nes	199	124	103	143	176
05711	Oranges, fresh or dried	410	415	219	669	2,865
05712	Mandarins (incl. tangerines and satsumas) clementines, wilkings and other similar citrus hybrids, fresh or dried	3	13	46	240	390
05721	Lemons and lemons, fresh or dried	16	39	73	95	206
05722	Grapefruit, fresh or dried	2	2	-	-	1
05729	Citrus fruit, nes, fresh or dried	2	1	-	-	23
05730	Bananas (incl. plantains) fresh, chilled or dried	1	1	-	-	-
05740	Bananas, fresh or chilled	1,631	2,740	5,025	2,515	1,799
05751	Apples, fresh or chilled	4,378	3,070	2,275	967	1,540
05752	Grapes, fresh or chilled	719	2,920	5,616	8,237	6,512
05760	Figs, fresh, chilled or dried	1	1	35	-	11
05776	Coconuts, Brazil nuts and cashew nuts	5	2	1	88	2
05778	Nuts, edible, nes	437	441	65	1,243	1,594
05791	Pineapples, dates, avocados, mangoes, guavas and mangoosteins fresh, chilled or dried	60	111	153	4	107
05792	Pears and quinces, fresh or chilled	6,217	7,626	5,378	1,499	2,752
05793	Fruit, stone, nes, fresh or chilled	1,567	237	62	149	89
05794	Fruit, fresh or chilled, nes	54	25	23	20	9
05798	Berries, fresh or chilled, nes	1,003	1,916	750	355	565
05799	Fruit, dried, nes	607	447	317	356	267
05820	Fruit and parts of plants preserved by sugar	403	389	612	621	442
05830	Fruit, jam, fruit jellies, marmalades, fruit puree and pastes, being cooked preparations	139	131	57	301	112
05851	Orange juice	3	1	42	30	5
05852	Grapefruit juice	379	5	241	58	422
05853	Citrus fruit juice, nes	96	57	41	74	38
05854	Pineapple juice	7	13	6	12	15
05855	Tomato juice (containing 7% or less by weight of dry solids)	298	133	123	319	227
05859	Fruit or vegetable juices and mixtures thereof, nes	46	-	162	45	1
05861	Fruit, preserved by freezing, with no added sugar	46	-	162	45	1
05862	Fruit, preserved by freezing, with added sugar	46	-	162	45	1
05863	Fruit, provisionally preserved, but unsuitable in that state for immediate consumption	54	10	1	3	5
05864	Peel of melons or citrus fruit, fresh, frozen, dried or previously preserved in preservative solutions	-	71	5	19	-
05891	Nuts, roasted	15	8	6	23	22
05899	Fruit and nuts, prepared, preserved, nes	5,304	5,583	6,719	6,656	6,701
	Division total	36,706	35,858	37,625	32,148	36,587
06	Sugar, sugar preparations and honey					
06110	Sugars, beet and cane, raw, solid	50,626	56,970	41,525	67,707	74,468
06120	Sugars, refined and other products of refined beet and cane sugar, solid	264	338	239	383	382
06150	Molasses	76	32	206	44	607
06160	Honey, natural	1,970	2,016	1,302	1,215	1,586
06190	Sugars in solid form, nes; sugar syrups not containing added flavouring or colouring; artificial honey; caramel	15	46	67	21	70
06200	Sugar confectionery, not containing cocoa	538	432	882	443	644
	Division total	53,490	59,833	44,221	69,812	77,556
07	Coffee, tea, cocoa, spices, and manufactures thereof					
07111	Coffee, not roasted; coffee husks and skins	4	11	12	6	22
07112	Coffee, roasted	71	86	116	206	44
07113	Coffee substitutes containing coffee	3	79	1	1	5
07120	Coffee extracts and preparations thereof; roasted chicory and roasted coffee substitutes and extracts thereof	2,443	2,462	5,621	2,005	2,944
07200	Cocoa, beans, unsweetened powder, butter and paste	456	-	-	2	77

TABLE 4. EXPORTS OF COMMODITY ITEMS AT THE SITC ITEM LEVEL OF THE AUSTRALIAN EXPORT COMMODITY CLASSIFICATION - CONTINUED

ABCC Item	Description	April 1986	May 1986	June 1986	July	
					1985	1986
07	Coffee, tea, cocoa, spices, and manufactures thereof					
07300	Chocolate and other food preparations containing cocoa, nes	1,320	1,474	1,379	1,558	2,866
07410	Tea	107	256	201	151	103
07420	Mate	-	2	-	-	-
07500	Spices	207	67	265	171	359
	Division total	4,611	4,530	7,672	4,101	6,419
08	Feeding stuff for animals (not including unmilled cereals)					
08111	Cereal straw and husks, unprepared or chopped	-	7	1	6	-
08112	Forage products, mangolds, aweds, fodder roots, hay and the like	4,048	7,304	8,481	3,099	4,891
08119	Vegetable products, nes	-	4	-	1	30
08120	Bran, sharps and other residues derived from cereals or leguminous vegetables	29	28	27	45	10
08130	Oil-cakes and other residues from extraction of vegetable oils	288	202	143	35	300
08141	Flours and meals of meat or offal unfit for human consumption; greaves	1,906	2,184	1,606	1,485	1,528
08142	Flours and meals of fish, crustaceans or molluscs, unfit for human consumption	-	-	-	11	-
08199	Forage, sweetened, prepared animal feeds, nes	3,811	4,350	2,843	2,457	3,162
	Division total	10,083	14,079	13,100	7,138	9,921
09	Miscellaneous edible products and preparations					
09130	Lard, other pig fat and poultry fat, rendered or solvent-extracted	-	-	-	7	1
09141	Margarine	582	965	852	877	883
09149	Fats, prepared, nes	57	12	24	-	-
09801	Homogenised composite food preparations	31	12	-	1	10
09802	Tea, mate, extracts, essences or concentrates and preparations with a basis thereof	6	-	-	15	3
09803	Mustard flour and prepared mustard	6	28	3	9	3
09804	Sauces, mixed condiments and mixed seasonings	195	183	187	189	220
09805	Soups and broths	50	46	130	84	184
09806	Yeasts, natural; prepared baking powders	183	175	234	41	209
09807	Vinegar and substitutes for vinegar	5	2	3	17	1
09808	Food products of animal origin, edible, nes	11	-	1	-	-
09809	Food preparations, nes	1,194	1,364	1,119	806	1,707
	Division total	2,323	2,788	2,553	2,049	3,217
11	Beverages					
11100	Beverages non-alcoholic	627	940	2,313	513	2,128
11211	Grape-must, in fermentation or with fermentation arrested other than by addition of alcohol	36	-	2	1	103
11212	Grape-must with fermentation arrested by addition of alcohol; wine of fresh grapes	1,633	2,074	2,307	1,325	3,339
11213	Vermouths and the like	8	10	-	13	1
11220	Beverages, fermented, nes	10	8	30	48	7
11230	Beer made from malt (incl. ale, stout and porter)	3,229	2,530	3,594	2,415	3,967
11241	Whisky	155	136	129	178	159
11242	Spirits from distilling wine or grape marc	59	146	121	61	88
11249	Spirits and distilled alcoholic beverages, nes; compound alcoholic preparations for beverage manufacture	304	176	409	180	286
	Division total	6,062	6,020	8,905	4,734	10,077
12	Tobacco and tobacco manufactures					
12110	Tobacco, not stripped	-	1	-	-	-
12120	Tobacco, wholly or partly stripped	-	62	-	1	-
12210	Cigars, cigarillos and cheroots	9	9	9	14	1
12220	Cigarettes	828	493	562	518	572
12230	Tobacco extracts and essences; manufactured tobacco	846	748	971	561	735
	Division total	1,683	1,312	1,542	1,094	1,308
21	Hides, skins and furskins, raw					
21110	Bovine and equine hides (other than calf skins)	18,324	18,504	17,102	14,500	13,192
21120	Calf skins	259	1,055	329	1,524	1,227
21140	Goat and kid skins	241	62	157	44	95
21160	Sheep and lamb skins with the wool on (excl. astrakhan, caracul, Persian lamb, broadtail and similar skins)	15,987	20,490	14,467	9,670	13,157
21170	Sheep and lamb skins without the wool	20	100	194	8	110
21191	Leather, waste and used, nes	20	65	-	31	20
21199	Hides and skins, nes	713	452	766	1,593	674
21209	Furskins, nes (incl. astrakhan, caracul, Persian lamb, broadtail and similar skins)	17	68	296	980	1,506
	Division total	35,561	40,798	33,309	28,350	29,982
22	Oil seeds and oleaginous fruit					
22210	Peanuts (groundnuts) green	126	124	153	180	503
22220	Soya beans	12	7	1	3	-
22230	Cotton seeds	1,154	1,293	2,331	283	504
22240	Sunflower seeds	187	112	312	7,185	1,084
22250	Sesame (sesame) seeds	-	-	-	1	3

TABLE 4. EXPORTS OF COMMODITY ITEMS AT THE SITC ITEM LEVEL OF THE AUSTRALIAN EXPORT COMMODITY CLASSIFICATION - CONTINUED  
\$'000

AECG Item	Description	April 1986	May 1986	June 1986	July	
					1985	1986
22	Oil seeds and oleaginous fruit					
22340	Linseed	69	939	56	23	37
22380	Oilseeds and oleaginous fruit, nes	506	-	508	1,292	763
22390	Flour or meal of oilseeds or oleaginous fruit, non-defatted (excl. mustard flour)	117	94	286	179	109
	Division total	2,171	2,569	3,667	9,147	3,104
23	Crude rubber (including synthetic and reclaimed)					
23200	Rubber latex, natural; natural rubber and similar natural gums	7	3	1,155	1	7
23111	Polybutadiene - styrene latex	-	-	19	-	-
23312	Rubber latex, synthetic, nes	153	251	83	34	207
23114	Polychlorobutadiene rubber (CBR)	-	-	1	-	-
23315	Polybutadiene - styrene rubber (SBR)	59	36	39	15	26
23119	Rubbers, synthetic, nes; factice derived from oils	-	-	8	-	-
23322	Rubber waste, scrap and parings of unhardened rubber; powder from waste and scrap of unhardened rubber	1	5	9	-	2
	Division total	246	302	1,310	50	243
24	Cork and wood					
24400	Cork, natural, raw and waste	2	-	-	-	-
24500	Wood for fuel and wood charcoal	-	-	1	-	-
24602	Pulpwood in chips or particles	26,896	19,227	14,148	14,648	29,713
24603	Wood waste (incl. sawdust)	-	-	-	10	-
24711	Sawlogs and veneer logs, coniferous, in the rough	54	-	13	44	-
24712	Sawlogs and veneer logs, coniferous, roughly squared or half-squared	-	-	-	-	35
24722	Sawlogs and veneer logs, non-coniferous, roughly squared or half-squared	-	-	-	-	4
24790	Pitprops, poles, piling, posts and other wood in the rough, nes	64	19	338	146	78
24810	Sleepers, railway or tramway	-	-	-	136	4
24821	Wood, coniferous, sawn lengthwise, sliced or peeled of a thickness exceeding 3 mm	36	37	15	219	27
24822	Wood, coniferous, planed, tongued, grooved, rebated, chamfered, V-jointed and the like	-	-	1	71	-
24831	Wood, non-coniferous, sawn lengthwise, sliced or peeled of a thickness exceeding 3 mm	1,207	553	1,734	833	466
24832	Wood, non-coniferous, planed, tongued, grooved, rebated, chamfered, V-jointed and the like	-	3	2	-	20
	Division total	28,259	19,839	16,253	16,113	30,347
25	Pulp and waste paper					
25110	Paper and paperboard waste; scrap articles of paper or paperboard fit only for use in paper-making	715	530	835	993	438
25130	Wood pulp, chemical	165	309	275	758	941
	Division total	879	839	1,110	1,751	1,379
26	Textile fibres (other than wool tops) and their wastes (not manufactured into yarn or fabric)					
26100	Silk	-	-	-	51	-
26310	Cotton, not carded or combed	6,496	17,097	51,257	47,190	45,974
26330	Cotton waste, not carded or combed	2	-	32	23	9
26340	Cotton, carded or combed	-	-	147	-	41
26400	Jute and other textile bast fibres, nes, not spun; tow and waste thereof	-	-	-	24	-
26500	Textile fibres, vegetable, and waste of such fibres	-	1	-	5	-
26510	Synthetic fibres, man-made, not prepared for spinning	-	35	55	51	71
26670	Synthetic fibres, prepared for spinning	154	87	70	70	112
26712	Tow, continuous filament, for manufacture of regenerated fibres	-	-	-	21	-
26713	Regenerated fibres prepared for spinning	3	13	96	17	50
26720	Fibre waste, man-made, not prepared for spinning	-	-	127	159,229	165,521
26810	Sheep's or lambs' wool, greasy or fleece-washed	218,022	162,002	146,882	-	-
26820	Sheep's or lambs' wool, degreased, not carded or combed	43,341	45,193	51,781	36,866	43,478
26830	Hair, animal, fine (excl. wool) not carded or combed	301	23	1	2	-
26851	Horsehair and horsehair waste	-	88	98	10	23
26859	Hair, animal, coarse, not carded or combed, nes	26	-	-	-	9
26861	Sheep's or lambs' wool or other animal hair, waste thereof, nes, not pulled or garnetted	716	859	511	529	410
26862	Sheep's or lambs' wool or other animal hair, waste thereof, nes, pulled or garnetted	21	76	31	-	65
26870	Sheep's or lambs' wool or other animal hair, carded or combed	-	18	-	2	-
26901	Clothing & textile articles, footwear & headgear, used, showing signs of appreciable wear & traded in bulk packings	542	673	655	703	601
26902	Rags, scrap, twine, cordage, rope and cables and worn out articles of twine, cordage, rope or cables	185	242	212	105	231
	Division total	269,808	227,085	251,978	245,401	257,096

TABLE 4. EXPORTS OF COMMODITY ITEMS AT THE SITC ITEM LEVEL OF THE AUSTRALIAN EXPORT COMMODITY CLASSIFICATION - CONTINUED

AECG Item	Description	1 000				
		April 1986	May 1986	June 1986	July	
					1985	1986
27	Crude fertilisers and crude minerals (excluding coal, Petroleum and precious stones)					
27110	Guano and other natural animal or vegetable fertilisers	33	89	223	-	11
27120	Sodium nitrate, natural, containing not more than 16.38 by weight of nitrogen	-	-	-	24	-
27131	Fertilisers, crude, underground, nes	-	3	-	-	-
27132	Fertilisers, crude, ground, nes	-	106	2	-	-
27140	Potassium salts, natural, crude	-	-	-	1	-
27310	Stone, building and monumental not further worked than roughly split, roughly squared or squared by sawing	10	11	5	15	33
27322	Limestone flux and calcareous stone used for manufacture of lime or cement	-	-	-	-	-
27323	Gypsum and anhydrite	322	971	569	752	306
27324	Gypsum, calcined and plasters with a base of calcium sulphate (excl. plasters for dentistry)	96	30	77	79	148
27350	Stone, sand and gravel, nes	1,652	924	1,426	874	1,251
27400	Sulphur and unroasted iron pyrites	54	13	20	14	72
27710	Diamonds, industrial	132	235	335	26	325
27721	Dust and powder of natural or synthetic precious or semi-precious stones	-	-	4	-	34
27722	Abrasives, natural, nes	263	98	159	301	263
27821	Clay and andalusite, beryl and sillimanite	126	104	90	28	43
27822	Graphite, natural	-	5	3	-	6
27824	Magnesium carbonate, natural; fused magnesia, dead-burned magnesia; other magnesium oxide	222	-	336	159	17
27830	Salt, common; pure sodium chloride; salt liquors; sea water	6,648	5,271	8,504	8,838	6,998
27850	Quartz, mica, feldspar, fluorapat, cryolite and chiolite	4	15	154	7	14
27860	Slag, dross, scalings and similar waste, nes	-	-	5	-	-
27892	Barium sulphate, barium carbonate, natural	35	12	10	91	69
27893	Stearite, natural; talc	29	3,295	51	561	1,067
27895	Siliceous fossil shells and similar siliceous earths	28	25	14	15	32
27898	Mineral substances, nes	90	813	185	130	111
	Division total	9,745	12,025	12,193	11,916	10,846
28	Metalliferous ores and metal scrap					
28150	Iron ore and concentrates, not agglomerated	149,990	143,974	148,833	159,301	153,908
28160	Iron concentrates	2,023	4,344	4,611	7,392	3,863
28201	Iron, pig or cast, waste and scrap	30	38	8	84	5
28202	Steel alloy, waste and scrap	531	1,257	340	1,437	1,656
28209	Iron and steel waste and scrap	2,724	4,693	3,927	6,494	2,015
28600	Uranium, thorium ores and concentrates	37,867	992	70,422	895	874
28711	Copper ores and concentrates	15,974	3,577	16,657	13,504	9,424
28712	Copper waste; cement copper (precipitated copper)	-	-	-	3,419	-
28721	Nickel ores and concentrates	-	-	1	-	40
28722	Nickel wastes, nickel slinters and other intermediate products of nickel metallurgy	18,570	58,395	21,719	28,032	20,145
28732	Alumina (aluminium oxide)	105,027	101,162	124,941	146,782	104,143
28740	Lead ores and concentrates	5,570	5,077	-	9,971	10,217
28750	Zinc ores and concentrates	23,711	17,870	20,681	9,965	10,866
28760	Tin ores and concentrates	3,545	4,356	4,727	2,282	6,385
28792	Tungsten (or wolfram) ores and concentrates	1,805	1,211	751	5,165	1,101
28793	Molybdenum, niobium, tantalum, vanadium and zirconium ores and concentrates (a)	20,313	20,146	16,079	14,234	18,577
28799	Ores and concentrates, of base metals, nes(a)	206	396	137	259	-
28810	Ash and residues (non-ferrous) containing metals or metallic compounds, nes	2,084	586	1,237	1,527	1,199
28821	Copper waste and scrap (incl. copper alloys)	36	15	41	23	16
28822	Nickel waste and scrap	18	37	-	57	82
28823	Aluminium waste and scrap (incl. aluminium alloys)	3,443	7,781	4,273	1,483	4,989
28824	Lead waste and scrap (incl. lead alloys)	287	225	364	280	407
28825	Zinc waste and scrap	122	53	78	115	56
28826	Tin waste and scrap	135	12	20	51	32
28901	Ores and concentrates of precious metal	-	4	22	14	8
28902	Goldsmiths', silversmiths' and jewellers' sweepings and other waste and scrap, of precious metal (excl. gold)	-	95	56	958	244
	Division total	394,036	376,297	439,906	413,671	350,214
29	Crude animal and vegetable materials, n.e.s.					
29111	Bones and horn-cores, unworked or simply prepared; powder and waste thereof	185	57	91	31	7
29115	Coral and similar substances; shells	60	32	66	137	115
29116	Horns, antlers, hooves, nails, claws, beaks, whale-bone, and similar; ivory	36	-	-	6	-
29193	Guts, bladders, stomachs	2,046	2,119	2,524	2,122	2,248
29195	Animal products, nes	169	350	146	411	362
29220	Gums, resins, gum-resins and balsams; shellac, seed lac, other lacs	13	30	37	5	52
29240	Plants and parts of trees, bushes, etc. used in perfumery, pharmacy or for insecticidal or fungicidal purposes	1,307	626	858	891	759
29250	Seeds, fruit or spores for sowing	2,123	1,722	2,057	2,529	2,779
29260	Bulbs, tubers, rhizomes, cuttings of plants; live trees, other plants	373	164	517	41	457
29271	Flowers, flower buds, suitable for bouquets or for ornamental purposes; orchids; foliage and branches of trees	147	179	170	168	291
29272	Mosses, lichens and grasses for bouquets or ornamental purposes	-	6	25	22	7
29290	Vegetable products, nes	20	37	8	33	43

TABLE 4. EXPORTS OF COMMODITY ITEMS AT THE SITC ITEM LEVEL OF THE AUSTRALIAN EXPORT COMMODITY CLASSIFICATION - CONTINUED  
\$'000

AECG Item	Description	April 1986	May 1986	June 1986	July	
					1985	1986
29	Crude animal and vegetable materials, n.e.s.					
	Division total	6,479	5,323	6,499	6,397	7,120
32	Coal, coke and briquettes					
32510	Coal, briquettes and similar solid fuels from coal	395,800	447,115	379,967	382,814	473,259
32540	Lignite and peat	5	2	15	229	7
32550	Coker retort carbon	5,007	1,759	6,027	3,211	3,087
	Division total	400,812	448,876	386,012	386,255	476,353
33	Petroleum, petroleum products and related materials					
33300	Petroleum oils, crude and crude oils from bituminous minerals	9,543	10,463	12,838	69,931	-
33411	Petrol (automotive gasoline) aviation spirit	3,790	4,241	2,994	4,341	3,956
33419	Oils, light, of petroleum and bituminous minerals, nes (excl. crude)	85	84	34	47	2
33421	Kerosene	17,888	22,655	20,548	27,699	16,485
33429	Oils, medium, of petroleum and bituminous minerals, nes (excl. crude)	17	6	29	-	50
33435	Diesel oil, automotive	9,521	4,303	6,068	5,185	2,701
33439	Diesel fuel, industrial and marine	2,357	3,510	3,177	4,566	2,884
33441	Fuel oil	10,617	10,821	8,943	22,799	11,045
33447	Solvents, nes	116	3,001	268	538	4,130
33449	Petroleum products, refined, nes; refined products for further processing or blending	2	-	-	-	20
33451	Lubricating and heavy oils of petroleum and bituminous minerals (excl. crude) and blends, nes	5,456	4,201	9,684	10,319	4,907
33452	Lubricating preparations and the like used for oil or grease treatment of textiles, leather or other materials	57	170	85	173	83
33511	Petroleum jelly	373	72	304	-	51
33512	Waxes, incl. paraffin wax, micro-crystalline wax, slack wax and other mineral waxes	73	61	34	33	110
33521	Tar distilled from coal, lignite, peat and other mineral tars	773	1,362	430	992	43
33522	Benzole	4	-	-	-	-
33523	Toluene	1	7	-	-	-
33524	Xylole	-	3	1	3	-
33525	Oils and other products, nes, of the distillation of high temperature or low temperature coal tars or mineral tars	113	10	6	28	4
33531	Pitch from coal tar or other mineral tars	1,776	78	54	85	84
33541	Petroleum bitumen and other residues of petroleum oils or of oils obtained from bituminous minerals	-	1	3	1	2
33543	Bituminous mixtures based on natural asphalt, natural bitumen, petroleum bitumen, mineral tar, or mineral tar pitch	20	88	17	39	63
	Division total	62,560	65,137	65,515	146,779	46,623
34	Gas, natural and manufactured					
34131	Propane and butane, liquefied	28,101	25,300	14,150	61,727	17,330
34139	Hydrocarbons, gaseous, liquefied, nes	-	385	-	1	1
34140	Petroleum gases and other gaseous hydrocarbons, nes, in the gaseous state	-	3	1	8	-
34150	Coal gas, water gas, producer gas and similar gases	-	-	-	3	1
	Division total	28,101	25,689	14,151	61,738	17,331
41	Animal oils and fats					
41110	Fats and oils from fish and marine mammals	-	-	8	-	-
41132	Fat from bovine cattle, sheep or goats, unrendered; rendered or solvent-extracted fats obtained from unrendered fats	5,058	12,065	10,500	18,259	2,354
41133	Lard stearin, oleosterin and tallow stearin; lard oil, oleo-oil and tallow oil, not emulsified or prepared in any way	23	113	100	262	40
41134	Wool grease and fatty substances derived therefrom	756	611	762	493	685
	Division total	5,837	12,789	11,370	19,015	3,080
42	Fixed vegetable oils and fats					
42330	Cotton seed oil	-	1	13	-	19
42340	Peanut (groundnut) oil	2	1	-	910	-
42360	Sunflower seed oil	26	96	15	7	2
42380	Vegetable oils, "soft" fixed	4	23	68	14	14
42410	Linseed oil	1	-	-	-	-
42420	Palm oil	48	306	-	22	4
42480	Vegetable oils, fixed, nes	808	455	53	1,198	34
	Division total	889	883	150	2,153	73
43	Animal and vegetable oils and fats, processed, and waxes of animal or vegetable origin					
43110	Oils, animal and vegetable, boiled, oxidized, dehydrated, sulphurized, or otherwise modified	29	44	46	4	24

TABLE 4. EXPORTS OF COMMODITY ITEMS AT THE SITC ITEM LEVEL OF THE AUSTRALIAN EXPORT COMMODITY CLASSIFICATION - CONTINUED  
\$'000

AECCL Item	Description	April 1986	May 1986	June 1986	July	
					1985	1986
43	Animal and vegetable oils and fats, processed, and waxes of animal or vegetable origin					
43120	Oils and fats, animal or vegetable, wholly or partly hydrogenated, or hardened by any other process					
43131	Fatty acids; acid oils from refining	415	479	767	359	438
43133	Residues from treatment of fatty substances or animal or vegetable waxes; degnas	604	438	439	325	498
43143	Vegetable waxes	3	11	9	-	-
43144	Spermaceti, crude, pressed or refined; beeswax and other insect waxes	-	-	-	-	-
	Division total	42	91	115	262	27
		1,094	1,063	1,377	950	987
51	Organic chemicals					
51118	Hydrocarbons, acyclic, nes	95	35	14	19	16
51125	Styrene	1,450	1,446	2,302	1,483	1,160
51128	Hydrocarbons, cyclic, nes	3	2	4	-	1
51130	Hydrocarbons, halogenated derivatives thereof(a)	191	189	237	838	265
51140	Hydrocarbons, sulphonated, nitrated or nitrosated derivatives thereof	1	8	-	-	-
51210	Alcohols, acyclic, and their halogenated, sulphonated, nitrated or nitrosated derivatives	2,614	373	440	821	1,327
51220	Alcohols, cyclic, and their halogenated, sulphonated, nitrated or nitrosated derivatives	59	28	-	1	1
51234	Phenol, chemically pure, and its salts	219	198	105	55	329
51235	Cresols, nes, and their salts	2	-	-	-	-
51236	Phenols and phenol-alcohols, nes	9	45	20	6	17
51237	Phenols or phenol-alcohols, halogenated, sulphonated, nitrated or nitrosated derivatives thereof	-	57	13	2	7
51371	Acetic acid and its salts	199	17	4	31	22
51372	Acetic acid, esters thereof	153	19	72	5	39
51373	Methacrylic acid and its salts and esters	27	-	6	9	11
51379	Monocarboxylic acids and their anhydrides, halides, peroxides and peracids, and their derivatives, nes	20	118	86	109	30
51381	Maleic anhydride	-	-	6	-	2
51382	Phthalic anhydride	-	-	-	-	16
51389	Polycarboxylic acids and their anhydrides, halides, peroxides and peracids, and their derivatives, nes	18	29	182	2	31
51390	Carboxylic acids with single or complex oxygen-function, carboxylic acids and their derivatives	19	9	16	14	4
51450	Amine-function compounds	10	5	10	25	5
51460	Oxygen-function compounds, single or complex	1	-	5	22	-
51470	Carboxamide-function compounds; amide-function compounds of carbonic acid (excl. urea)	-	21	-	9	4
51480	Nitrogen-function compounds, nes	7	40	7	12	3
51540	Organo-sulphur compounds	52	-	1	-	-
51551	Organo-selenium compounds	3	-	-	-	-
51559	Organo-inorganic compounds, nes	67	1	158	60	6
51561	Lactams	-	104	-	25	24
51569	Heterocyclic compounds, nes	54	41	50	29	54
51571	Sulphonamides	12	-	-	8	-
51610	Ethers, alcohol-peroxides, ether peroxides, epoxides, acetals and hemiacetals, and their derivatives	38	306	118	257	55
51620	Aldehyde-function compounds; ketone- and quinone-function compounds	18	19	3	22	45
51630	Inorganic esters and their salts and their halogenated, sulphonated or nitrosated derivatives	37	1	13	10	20
51691	Enzymes; prepared enzymes, nes	46	47	36	60	73
51692	Sugars, chemically pure (excl. sucrose, glucose and lactose) sugar ethers and sugar esters and their salts, nes	-	83	-	1	-
51699	Chemical compounds, organic, nes	59	86	144	112	86
	Division total	5,483	3,334	4,044	4,042	3,605
52	Inorganic chemicals					
52211	Oxygen, nitrogen, hydrogen and rare gases	92	68	159	106	62
52218	Carbon (incl. carbon black) nes	603	1,579	1,430	1,258	1,424
52219	Chemical elements, nes	41	20	38	146	80
52221	Chlorosulphuric acid; hydrochloric acid	1	-	18	7	6
52222	Sulphuric acid; oleum	9	2	21	7	-
52223	Nitric acid; sulphonitric acid	48	32	92	-	3
52228	Acids, inorganic, and oxygen compounds of non-metals, nes	8	34	98	20	37
52230	Sulphur compounds of non-metals; halogen compounds of non-metals	-	-	15	-	20
52241	Zinc oxide and zinc peroxide	45	8	8	435	1
52244	Iron oxides and hydroxides	-	8	-	2	10
52247	Lead oxides, red lead and orange lead	218	6	448	255	352
52249	Metallic oxides of chromium, manganese, cobalt and titanium(a)	11	28	40	-	53
52251	Ammonia, anhydrous, or in aqueous solution	21	1,607	1,051	1	-
52252	Sodium hydroxide solid	5	-	-	2	-
52253	Sodium hydroxide in aqueous solution	10	-	4	-	3
52254	Potassium hydroxide and peroxides of sodium or potassium	3	12	1	-	-
52255	Magnesium hydroxide and peroxide; oxides, hydroxides and peroxides of strontium or barium	1	3	3	-	2
52256	Aluminium hydroxide	4	2	1,378	110	27
52257	Corundum, artificial	-	-	-	-	-
52259	Hydrazine and hydroxylamine and their inorganic salts; inorganic bases and metallic oxides, hydroxides and peroxides	16	17	2	20	14
52223	Neutral sodium carbonate	51	69	57	41	93
52349	Metallic salts and peroxyalts of inorganic acids, nes.	1,103	1,403	486	374	1,451

TABLE 4. EXPORTS OF COMMODITY ITEMS AT THE SITC ITEM LEVEL OF THE AUSTRALIAN EXPORT COMMODITY CLASSIFICATION - CONTINUED  
\$'000

ABCC Item	Description	April 1986	May 1986	June 1986	July	
					1985	1986
52	Inorganic chemicals					
52370	Chemical compounds of precious metals; inorganic chemicals, nes	107	191	232	507	230
52410	Fissile and other radio-active elements and isotopes; alloys, dispersions, ceramets or compounds thereof	23	116	29	47	49
52492	Chemical compounds, of thorium, of uranium depleted in U235, rare earth metals, yttrium or scandium, or mixtures thereof	-	-	-	-	160
	Division total	2,413	5,232	5,585	3,358	4,077
53	Dyeing, tanning and colouring materials					
53100	Dye stuffs, synthetic organic, natural indigo and colour lakes	372	240	402	181	292
53200	Dyeing and tanning extracts, and synthetic tanning materials	100	278	118	137	213
53320	Ink, printing	150	59	216	110	160
53341	Paints, water-thinned	101	13	84	114	37
53342	Paints and enamels, nes, varnishes and lacquers, plastics in solution, nes	423	509	817	359	563
53343	Pigments in paint or enamel media	316	381	276	281	380
53344	Dyes and other colouring matter in form or packing of a kind sold by retail; dyes; dyes	22	51	52	26	53
53351	Prepared pigments, opacifiers and colours, 'vitrifiable' enamels, glasses, liquid lustres and the like	105	292	208	263	349
53352	Artists', students' and signboard painters', colours, modifying tints, amusement colours, etc. in tablets, tubes, etc.	46	48	134	11	14
53353	Driers, prepared, being dyeing or colouring materials	16	14	-	38	25
53354	Glassiers' putty; grafting putty, painters' fillings; non-refractory surfacing preps; stopping, sealing, etc. mastics	483	976	1,189	927	1,374
	Division total	2,135	2,861	3,496	2,448	3,461
54	Medicinal and pharmaceutical products					
54110	Vitamins and provitamins	959	800	998	778	1,524
54131	Penicillins and their derivatives	9	12	27	10	-
54134	Streptomycin, tyrocidine and other antibiotics	61	-	16	725	780
54140	Alkaloids, vegetable	614	1,823	720	725	780
54150	Hormones; other steroids used primarily as hormones	1	17	3	9	22
54161	Glycosides	2	5	38	18	2
54162	Organs, organo-therapeutic, dried; organo-therapeutic extracts of glands or other organs or of their secretions	113	287	320	135	226
54164	Antisera and microbial vaccines	211	341	285	141	181
54165	Toxins, microbial cultures and similar products	19	14	67	20	85
54171	Medicaments containing antibiotics or derivatives thereof	2,302	1,854	2,605	2,050	780
54172	Medicaments containing hormones or products with a hormone function	96	322	184	181	199
54173	Medicaments containing alkaloids or derivatives thereof	522	167	343	199	503
54179	Medicaments containing substances other than antibiotics, hormones, alkaloids or derivatives thereof	2,774	3,822	3,252	2,583	4,175
54191	Bandages, gauze, wadding and similar articles, nes	158	282	215	250	418
54199	Pharmaceutical goods, nes, other than medicaments	3,414	4,370	2,938	3,785	4,041
	Division total	11,255	14,115	11,994	10,919	12,935
55	Essential oils and perfume materials; toilet, polishing and cleansing preparations					
55130	Terpene by-products of the deterperation of essential oils	187	355	111	318	233
55140	Mixtures of odoriferous substances and mixtures with a basis of these substances, used as raw materials in industry	609	565	568	1,048	616
55300	Perfumery, cosmetic and toilet preparations (excl. soaps) aqueous distillates and solutions of essential oils	1,277	1,131	2,012	1,387	1,724
55410	Soap; organic surface-active preparations for use as soap, in the form of bars, cakes or moulded pieces or shapes	415	256	548	876	258
55420	Surface-active agents, organic; surface active preparations and washing preparations, nes	1,222	1,030	1,300	1,207	1,802
55430	Polishes and creams, for footwear, furniture or floors, metal polishes, etc., excl. prepared waxes of heading 598.31	451	87	97	41	120
	Division total	4,162	3,425	4,637	4,876	4,753
56	Fertilisers, manufactured					
56210	Fertilisers, mineral or chemical, nitrogenous (excl. natural sodium nitrate being less than 16.34 by weight of nitrogen)	268	197	365	189	229
56222	Superphosphates	2	7	4	-	8
56229	Fertilisers, phosphatic, nes	2	5	-	-	-
56230	Fertilisers, mineral or chemical, potassic (excl. crude natural potassium salts)	-	-	1	-	-
56290	Fertilisers, nes	21	26	7	4	20
	Division total	296	236	377	193	256

TABLE 4. EXPORTS OF COMMODITY ITEMS AT THE SITC ITEM LEVEL OF THE AUSTRALIAN EXPORT COMMODITY CLASSIFICATION - CONTINUED  
\$'000

ASCT Item	Description	April 1986	May 1986	June 1986	July	
					1985	1986
57	Explosives and pyrotechnic products					
57211	Propellant powders					
57212	Explosives, prepared (excl. propellant powders)	432	47	70	98	320
57220	Fuses, safety or detonating; percussion and detonating caps; igniters; detonators	758	17	19	363	106
57230	Pyrotechnic articles			20	2	
	Division total	1,193	94	110	464	433
58	Artificial resins and plastic materials, and cellulose esters and ethers					
58210	Phenoplasts	81	45	25	59	146
58220	Aminoplasts	7	5	32	10	27
58230	Alkyds and other polyesters	292	399	579	416	127
58240	Polyamides	4	80	3	98	3
58250	Polyurethanes	134	148	340	285	230
58260	Epoxy resins	363	66	137	136	628
58295	Condensation, polycondensation and polyaddition products, nes	550	423	1,052	629	1,024
58317	Polyethylene and polypropylene	5,068	7,397	1,451	10,889	1,724
58331	Polystyrene and its copolymers, in primary forms	946	1,616	1,328	1,182	1,357
58338	Polystyrene and its copolymers, other than in primary forms	8	41	13	138	28
58343	Polyvinyl chloride, in plates, sheets, strips, film or foil	86	31	77	-	89
58348	Polyvinyl chloride, other than in primary forms, plates, sheets, strips, film or foil	320	145	433	451	451
58399	Polymerization and copolymerization products, nes	175	165	105	332	171
58410	Cellulose, regenerated	287	230	400	479	352
58420	Cellulose nitrates	16	3	31	17	24
58430	Cellulose acetates	-	4	3	-	-
58495	Cellulose, chemical derivatives, nes	14	1	36	6	14
58497	Vulcanised fibre	41	35	23	6	29
58510	Resins, natural, modified by fusion, artificial resins, chemical derivatives of natural rubber	7	-	5	1	7
58521	Hardened proteins, nes	76	339	256	133	221
58525	Polymers, high, artificial resins and artificial plastic materials, nes	305	241	191	5	597
	Division total	9,515	11,786	8,993	15,383	9,750
59	Chemical materials and products, n.e.s.					
59110	Insecticides	145	152	752	470	677
59120	Fungicides	50	75	126	6	120
59130	Herbicides (weed killer)	782	173	774	1,452	648
59141	Disinfectants	141	93	106	4	40
59149	Poisons, rat, anti-sprouting products, plant growth regulators and similar products, nes	-	8	1	-	8
59211	Starches; inulin	322	496	455	336	636
59212	Wheat gluten	2,723	1,922	2,799	2,545	1,831
59221	Casein, caseinates and other casein derivatives; casein glues	919	599	605	1,135	802
59222	Albumins, albuminates and other albumin derivatives	-	50	74	80	73
59223	Gelatin and gelatin derivatives; glues from bones, hides, etc; in glass	672	485	2,184	548	1,078
59228	Alumina and substances and glues, nes	142	202	64	34	156
59810	Chemical products, wood and resin-based (excl. ester gums falling within heading 585.1)	37	31	53	149	49
59831	Waxes, artificial; prepared waxes, not emulsified or containing solvents	9	99	9	40	49
59832	Graphite, artificial; colloidal graphite (other than suspensions in oil)	7	1	18	9	-
59833	Rubber accelerators, prepared	9	10	22	-	6
59891	Glazings, dressings and mordants, prepared, used in the textile, paper, leather and like industries	13	32	40	52	55
59893	Culture media, prepared	21	21	58	1	39
59895	"Dental waxes" or "dental impression compounds", in plates, horse shoe shapes, sticks and similar forms; modelling pastes	1	22	11	39	-
59896	Fuses and other auxiliary preparations for soldering, brazing or welding	637	613	247	322	332
59897	Solvents, composite, and thinners for varnishes and similar products	222	8	1	20	28
59899	Chemical products and preparations, nes	2,006	1,577	2,209	2,026	2,337
	Division total	8,856	6,670	10,609	9,350	8,966
61	Leather, leather manufactures, n.e.s. and dressed furskins					
61120	Leather, composition, with a basis of leather or leather fibre, in slabs, sheets or rolls	5	46	79	-	7
61130	Leather, calf (excl. leather of heading 611.8)	66	1	15	1	23
61140	Leather, bovine cattle, nes; equine leather	7,220	6,965	7,649	3,629	7,343
61150	Leather, sheep and lamb skin (excl. leather of heading 611.8)	446	2	91	273	102
61161	Leather, goat and kid skin (excl. leather of heading 611.8)	67	78	144	233	263
61169	Leather, nes	122	145	156	223	145
61181	Chamois-dressed leather	7	-	2	1	3
61183	Leather, patent, and imitation patent leather; metalised leather	14	5	36	-	54
61210	Leather or composition leather articles used in machinery or mechanical appliances or for other industrial purposes	1	14	262	5	15
61220	Saddlery and harness, of any material	197	116	262	154	193

TABLE 4. EXPORTS OF COMMODITY ITEMS AT THE SITC ITEM LEVEL OF THE AUSTRALIAN EXPORT COMMODITY CLASSIFICATION - CONTINUED  
\$'000

AECG Item	Description	April 1986	May 1986	June 1986	July	
					1985	1986
61	Leather, leather manufactures, n.e.s. and dressed furskins					
61230	Leather, being parts of footwear of any material except metal shesbon	92	93	100	159	52
61290	Leather or composition leather; articles thereof	16	65	73	38	73
61300	Furskins, tanned or dressed; pieces or cuttings of furskins, tanned or dressed	171	213	286	255	326
	Division total	8,415	7,746	8,902	4,973	8,598
62	Rubber manufactures, n.e.s.					
62101	Rubber, unvulcanised, granules, compounded ready for vulcanisation, plates, sheets and strip, nes	99	65	38	18	183
62102	Rubber, unvulcanised, in other forms or states; articles of unvulcanised rubber	71	49	25	14	11
62103	Rubber, thread and cord, vulcanised, and textile thread covered or impregnated with vulcanised rubber	2	34	-	1	-
62104	Rubber, vulcanised, unhardened, plates, sheets, strip, rods and profile shapes	57	52	26	20	76
62105	Rubber, vulcanised, unhardened, piping and tubing	31	90	150	143	33
62106	Rubber, hardened, in bulk, plates, sheets, strip, rods, profile shapes or tubes; scrap, waste and powder, thereof	116	224	79	73	73
62510	Tyres, pneumatic, new, for motor cars	416	392	436	125	528
62520	Tyres, pneumatic, new, for buses and lorries	232	364	339	188	342
62591	Tubes, rubber, for vehicle tyres	5	11	23	12	6
62598	Tyres, nes, tyre cases, interchangeable tyre treads and tyre flaps	302	224	204	178	648
62810	Rubber, unhardened, vulcanised, hygienic and pharmaceutical articles thereof	14	2	2	9	7
62820	Transmission, conveyor or elevator belts or belting of vulcanised rubber	38	30	210	105	62
62898	Articles of unhardened vulcanised rubber, nes	344	212	635	177	411
62899	Articles of hardened rubber, nes	13	19	16	57	63
	Division total	1,760	1,768	2,083	1,120	2,440
63	Cork and wood manufactures (excluding furniture)					
63300	Cork manufactures	70	99	52	161	85
63410	Wood sawn lengthwise, sliced or peeled, veneer sheets and sheets of plywood, thickness not exceeding 5mm	84	27	29	18	63
63420	Plywood consisting solely of sheets of wood	96	29	45	-	47
63431	Wood, being 'improved' wood, in sheets, blocks or the like	49	14	17	6	19
63432	Wood, being reconstituted wood, in sheets, blocks or the like	26	118	106	104	211
63441	Blockboard, laminboard, battenboard and similar laminated wood products	34	29	59	125	65
63442	Wood, insid, and wood marquetry	-	1	28	-	-
63443	Wood panels, cellulid	2	5	3	-	3
63491	Wooden stakes, pickets, piles, poles; hoopwood	306	8	1	-	142
63492	Headings and mouldings of wood	19	30	48	69	135
63510	Packing cases and similar packings, of wood, complete	31	25	14	-	1
63520	Wooden casks, barrels; vats and other coopers' products and parts thereof, of wood	4	-	90	-	-
63530	Wood, being builders' carpentry and joinery	89	26	75	88	80
63540	Wood manufactures for domestic or decorative use (excl. furniture)	5	22	28	58	22
63590	Manufactured articles of wood, nes	105	200	185	91	52
	Division total	928	630	781	723	926
64	Paper, paperboard, and articles of paper pulp, of paper or of paperboard					
64110	Newsprint	1	13	30	302	11
64121	Paper, printing and writing, uncoated, in rolls or sheets	930	2,107	1,999	1,278	2,492
64122	Paper, printing & writing, coated, impregnated, surface-coloured, surface-decorated, etc. (excl. printed matter of 892)	447	360	367	452	195
64131	Kraft liner paper, in rolls or sheets	6	-	-	-	11
64139	Paper and paperboard, kraft, in rolls or sheets, nes	216	119	456	257	194
64151	Paper, semi-chemical fluting, in rolls or sheets	994	950	994	1,091	322
64152	Paper, sulphite wrapping, in rolls or sheets	2	7	-	9	-
64153	Parchment or greaseproof paper and paperboard, and imitations thereof, and glazed transparent paper, in rolls or sheets	56	-	15	1	13
64159	Paper and paperboard, in rolls or sheets, nes	551	691	474	493	534
64161	Building board of vegetable fibre material, compressed	122	119	167	42	125
64162	Building board of vegetable fibre material, non-compressed	4	2	-	34	10
64170	Paper and paperboard, corrugated, creped, crinkled, embossed or perforated, in rolls or sheets	11	2	2	15	16
64182	Paper and paperboard, tared, bituminised or asphalted, in rolls or sheets	1	2	99	1	3
64185	Paper and paperboard, impregnated, coated, coloured, decorated or printed (excl. group 892) nes, in rolls or sheets	695	843	1,088	507	1,093
64192	Paper or paperboard, composite, not surface-coated or impregnated, in rolls or sheets	101	44	138	81	114
64196	Filter blocks, slabs and plates, of paper pulp	14	3	9	8	37
64197	Wallpaper and linocutia with transparent adhesives	41	23	119	114	199
64210	Boxes, bags and other packing containers, box files, letter trays and the like, of paper and paperboard	564	363	558	445	664

TABLE 4. EXPORTS OF COMMODITY ITEMS AT THE SITC ITEM LEVEL OF THE AUSTRALIAN EXPORT COMMODITY CLASSIFICATION - CONTINUED  
\$'000

ABCC Item	Description	April 1986	May 1986	June 1986	July	
					1985	1986
64	Paper, paperboard, and articles of paper pulp, of paper or of paperboard					
64220	Envelopes, writing blocks, letter cards, plain post cards, etc; boxes, pouches, etc. of paper or paperboard	76	124	70	123	203
64230	Stationery of paper or paperboard, eg. registers, exercise books, note books, etc; sample & other albums & book covers	297	213	197	146	233
64241	Cigarette paper, cut to size	24	3	39	18	10
64242	Carbon and copying papers; transfer papers	5	1	4	7	6
64243	Paper for toilet use	7	1	1	2	8
64244	Paper, gummed or adhesive	20	38	55	3	76
64249	Paper and paperboard, nes	429	236	252	388	274
64281	Paper bobbins, spools and cops	-	-	-	-	15
64282	Paper or paperboard cards for punched card machines	123	42	6	19	25
64283	Paper or paperboard trays, dishes, plates, cups and the like	27	-	7	4	12
64284	Paper handkerchiefs, tissues, towels, tablecloths, sheets and other linen	50	12	6	26	16
64285	Paper sanitary towels and tampons; paper baby napkins	30	51	65	139	52
64289	Articles of paper pulp, paper or paperboard, nes	333	285	203	428	519
	Division total	6,177	6,656	7,428	6,457	7,481
65	Textile yarn, fabrics, made-up articles, n.e.s. and related products					
65110	Silk yarn and yarn spun from silk waste; silkworm gut and imitation catgut of silk	4	-	7	-	-
65120	Yarn of wool or animal hair (incl. wool tops)	8,782	10,844	8,974	9,692	8,581
65130	Cotton yarn	131	57	97	34	153
65140	Yarn of synthetic fibre, not put up for retail sale; monofil, strip and imitation catgut, of synthetic fibre material	145	155	817	46	317
65151	Yarn of synthetic continuous fibre, put up for retail sale	43	7	94	70	8
65152	Synthetic discontinuous fibre yarn, put up for retail sale, containing 85% or more by weight of such fibres	27	64	23	73	15
65160	Yarn of synthetic discontinuous fibre, containing less than 85% by weight of such fibres	-	-	24	1	38
65179	Yarn of regenerated fibres, not put up for retail sale	-	-	37	123	109
65181	Yarn of regenerated continuous fibre, put up for retail sale	324	12	88	-	156
65182	Yarn of regenerated discontinuous fibre, put up for retail sale	80	23	81	-	46
65194	Yarn of textile fibres, nes (excl. yarn, slivers and rovings of glass fibre); paper yarn	148	225	118	118	124
65205	Yarn, slivers and rovings of glass fibre	33	61	60	14	103
65211	Cotton gauze, unbleached, not mercerised	3	1	-	-	-
65212	Terry towelling and similar terry fabrics, of cotton, unbleached, not mercerised	28	17	5	-	-
65213	Fabrics of woven cotton, unbleached, not mercerised	251	424	214	325	468
65221	Cotton gauze, bleached, mercerised, dyed, printed or otherwise finished	-	3	-	4	-
65222	Terry towelling and similar terry fabrics, of cotton, bleached, mercerised, dyed, printed or otherwise finished	14	-	20	2	91
65223	Chenille and pile fabrics, woven, of cotton (excl. fabrics falling within headings 652.12, 652.22 and 656.01)	-	-	1	1	12
65226	Fabrics of woven cotton, bleached, mercerised, dyed, printed or otherwise finished	257	384	429	317	517
65314	Tyre cord fabric of continuous textile materials	11	6	31	39	67
65319	Fabrics, woven, of continuous synthetic textile material	764	760	1,008	730	1,191
65330	Fabrics, woven, of discontinuous synthetic fibres (excl. pile and chenille fabrics)	783	1,058	810	668	701
65354	Tyre cord fabric of continuous regenerated textile materials	-	-	-	18	1
65359	Fabrics, woven, of continuous regenerated textile material	-	2	-	4	48
65370	Fabrics, woven, of discontinuous regenerated fibres (excl. pile and chenille fabrics)	-	-	29	4	12
65397	Chenille and pile fabrics, woven, of synthetic fibres (excl. fabrics falling within heading 656.01)	126	7	9	2	61
65410	Silk, noli or other waste silk, woven fabric	5	-	29	47	-
65420	Fabrics, woven, containing 85% or more by weight of wool or fine animal hair (excl. pile and chenille fabrics)	80	116	88	118	154
65434	Chenille and pile fabrics, woven of wool or fine animal hair (excl. fabrics falling within heading 656.01)	12	61	55	5	62
65435	Fabrics, woven, containing less than 85% by weight of wool or fine animal hair (excl. pile and chenille fabrics)	46	10	30	33	70
65440	Fabrics, woven of flax or ramie	-	-	5	-	4
65450	Fabrics, woven of jute or other textile bast fibres	-	1	-	-	4
65460	Fabrics of glass fibre	88	31	47	49	58
65490	Fabric, woven, of metal thread, metallised yarn, of coarse animal hair, vegetable fibres, paper yarn; pile & chenille	-	-	-	-	-
65510	Fabrics, not elastic or rubberised, of synthetic fibres, knitted or crocheted	59	97	187	118	122
65520	Fabrics, not elastic or rubberised, knitted or crocheted of fibres other than synthetic	-	68	10	2	147

TABLE 4. EXPORTS OF COMMODITY ITEMS AT THE SIXC ITEM LEVEL, OF THE AUSTRALIAN EXPORT COMMODITY CLASSIFICATION - CONTINUED  
\$ 000

ABCC Item	Description	Apr 11 1986	May 1986	June 1986	July	
					1985	1986
65	Textile yarn, fabrics, made-up articles, n.e.s. and related products					
6530	Fabrics, elastic or rubberised, knitted or crocheted	63	42	75	54	127
65601	Fabrics, narrow woven, narrow fabrics of warp without weft, assembled by an adhesive (other than goods in 656.02)	17	1	32	17	42
65602	Labels, badges, and the like, woven, not embroidered, in the piece, in strips or cut to shape or size	32	19	37	25	34
65603	Shuttle yarn, gimped yarn, braids and ornamental trimmings in the piece; tassels, pompons and the like	-	-	3	4	-
65607	Tulle and other net fabrics (excl. woven, knitted, crocheted) plain or figured; embroidery and lace	24	1	16	23	37
65710	Felt and articles of felt, nes	469	612	619	435	726
65720	Fabrics, bonded fibre, similar bonded yarn fabrics and articles thereof	223	122	99	199	172
65731	Textile fabrics covered with gum or amylaceous substances, of a kind used for outer covers of books and the like	1	13	3	-	11
65732	Plastic material, artificial, impregnated, coated, covered or laminated textile fabrics	202	157	129	67	92
65733	Fabrics of rubberised textile (excl. rubberised knitted or crocheted goods)	-	-	-	1	3
65739	Textile fabrics, impregnated or coated, nes; painted canvas being theatrical scenery, studio back cloths or the like	6	6	6	-	9
65740	Elastic fabrics and trimmings of textile materials combined with rubber threads (excl. knitted and crocheted goods)	7	16	27	31	9
65751	Twine, cordage, ropes and cables	28	37	22	20	2
65752	Mesh and netting of twine, cordage or rope, and made up fishing nets of yarn, twine, cordage or rope	13	108	3	4	3
65759	Articles of yarn, cordage, rope or cables, nes	3	24	16	5	3
65761	Hat-forms, hat bodies and bands of felt, neither blocked to shape or with made brims; plateaux and manchons of felt	-	-	-	-	3
65762	Hat-shapes, plaited or made from plaited or other strips, neither blocked to shape nor with made brims	22	-	12	25	1
65771	Textile flock and dust and mill neps; wadding and articles of wadding, nes	22	6	74	24	20
65772	Wicks, woven, plait or knit textile materials, for lamp, stoves, candles, etc; tubular knitted gas mantle fabric etc.	-	1	-	1	-
65773	Textile fabrics and articles, commonly used in machinery or plant	950	590	956	673	719
65791	Hosepiping and similar tubing of textile material, armour or accessories of other materials	85	68	64	49	34
65792	Transmission, conveyer or elevator belts or belting of textile material	62	1	156	48	25
65810	Bags and sacks, of textile materials, used for packing of goods	16	30	57	26	92
65820	Tarpaulins, sails, awnings, sunblinds, tents and camping goods of textile fabric	319	88	137	81	133
65831	Blankets and travelling rugs, not knitted or crocheted of wool or fine animal hair	53	93	86	44	48
65835	Blankets and travelling rugs, not knitted or crocheted of fibres other than wool or fine animal hair	2	13	3	12	64
65841	Bed linen of cotton	45	34	178	154	84
65842	Bed linen of fibres other than cotton	191	113	325	215	134
65843	Table linen of cotton, not knitted or crocheted	1	-	-	-	-
65844	Table linen of fibres other than of cotton, not knitted or crocheted	-	5	-	-	3
65847	Toilet and kitchen linen, curtains and other furnishing articles of textile materials, not knitted or crocheted	160	199	2	440	327
65891	Tapestries, handmade	3	2	15	4	6
65898	Made-up textile articles (incl. dress patterns), not knitted or crocheted, nes	1	10	5	32	109
65899	Made-up textile articles (incl. dress patterns), not knitted or crocheted, nes	110	65	146	74	504
65911	Floor coverings on a base of paper or paperboard with or without linoleum coating	-	6	-	-	-
65912	Linoleum and materials prepared on a textile base similar to linoleum used for floor coverings	1	7	33	33	5
65920	Carpets, carpeting and rugs, knotted	109	86	206	139	168
65930	Rugs, being "kales", "schumacks", "karamonie" and the like	5	2	-	-	-
65941	Carpets, carpeting, rugs, mats and matting, chiefly of wool or fine animal hair, nes, tufted	363	378	642	178	335
65948	Carpets, carpeting, rugs, mats and matting, chiefly of wool or fine animal hair, nes, other than tufted	286	39	205	98	206
65951	Carpets, tufted, of man-made textile materials	136	445	223	313	263
65955	Carpets, nes, of man-made textile materials	198	252	188	33	349
65961	Carpets, carpeting, rugs, mats and matting, chiefly of other textile materials, nes, tufted	27	-	12	4	20
65962	Carpets, carpeting, rugs, mats and matting, chiefly of other textile materials, nes, other than tufted	30	3	53	2	50
65963	Floor coverings of felt, tufted felt or needleloom felt	25	28	521	25	4
65970	Plaits and similar plaiting materials; plaiting material in parallel strands or woven; straw envelopes for bottles	19	52	113	7	46
	Division total	16,571	18,264	19,338	16,144	18,482
66	Non-metallic mineral manufactures, n.e.s.					
66130	Lime, slaked, quicklime and hydraulic lime (excl. calcium oxide and hydroxide)	-	1	-	1	-

TABLE 4. EXPORTS OF COMMODITY ITEMS AT THE SITC ITEM LEVEL OF THE AUSTRALIAN EXPORT COMMODITY CLASSIFICATION - CONTINUED  
\$'000

ABCC Item	Description	April 1986	May 1986	June 1986	July	
					1985	1986
66	Non-metallic mineral manufactures, n.e.s.					
66120	Cement, portland, cement fondu, slag cement, supersulphate cement and similar hydraulic cements	182	139	175	284	111
66130	Building and monumental stone, worked, and articles thereof	-	-	8	-	2
66181	Asphalt articles and other similar material articles	-	-	-	-	-
66182	Boards, panels, etc. of vegetable fibre, wood fibre shavings or waste, agglomerated with mineral binding substances	69	42	193	104	25
66183	Asbestos-cement articles, cellulose fibre-cement articles or articles of other similar materials	97	266	280	184	103
66230	Refractory bricks and other refractory construction materials	88	197	267	756	162
66241	Building bricks	64	7	69	25	68
66242	Roofing tiles, chimney pots, cowls, chimney-liners, cornices and other ceramic construction goods	4	100	103	3	91
66243	Ceramic piping conduits and guttering	26	7	19	16	19
66244	Tiles, flag, paving, hearth or wall, in sets, ceramic, unglazed	13	5	2	9	16
66245	Tiles, flag, paving, hearth or wall, in sets, ceramic, glazed	32	11	52	14	69
66310	Grindstones, millstones, etc. hand polishing stones, whetstones, etc. without frameworks; finished parts of such stones					
66320	Abrasive powder or grain, natural or artificial, on a base of woven fabric, paper, paperboard or other materials	125	127	128	84	118
66331	Plastering material, articles thereof	109	120	241	226	130
66332	Cement, concrete or artificial stone, articles thereof, reinforced or not	242	27	98	135	123
66333	Nica, worked and articles of nica	11	215	118	-	116
66339	Stone or other mineral substances, articles thereof, nes	1	-	-	1	-
66350	Slag wool, rock wool, etc. exfoliated vermiculite, expanded clays, foamed slag, etc. and mixtures and articles thereof	10	-	-	9	6
66370	Refractory glaze, nes	322	486	607	302	337
66381	Asbestos, fabricated & articles thereof; mixtures with basis of MgCO <sub>3</sub> and/or asbestos, articles thereof (excl. 661.82)	99	118	20	219	100
66382	Friction material suitable for brakes, clutches etc, basis of asbestos, other mineral substances or of cellulose	140	47	109	73	112
66391	Ceramic laboratory, chemical or industrial wares, non-refractory; ceramic pots, jars etc, used for conveyance or packing	61	133	41	72	171
66392	Ceramic material articles, nes	14	4	5	2	26
66414	Glass in the mass (excl. optical glass) waste glass	59	14	52	34	40
66415	Glass in balls, rods, tubes, unworked (excl. optical glass)	-	1	2	3	-
66420	Optical glass and elements of optical glass (excl. optically worked elements) blanks for corrective spectacle lenses	1	1	2	19	2
66430	Glass, drawn or blown, unworked, in rectangles	375	33	157	35	36
66440	Glass, cast, rolled, drawn or blown in rectangles, surface ground or polished but not further worked	14	-	3	1	-
66450	Glass, cast or rolled, unworked, in rectangles	320	289	405	560	490
66460	Glass, pressed or moulded, used in building; multi-cellular glass in blocks, slabs and the like	80	47	64	108	76
66470	Glass, safety of toughened or laminated glass	2	-	3	132	12
66480	Glass mirrors, unframed, framed or backed	544	1,602	686	360	903
66491	Glass, cast, rolled, drawn, blown, cut to shape (excl. rectangular) bent or otherwise worked; leaded lights	2	3	8	1	3
66492	Glass envelopes for electric lamps, electronic valves and the like	5	10	5	3	4
66493	Clock and watch glasses and similar glasses, glass spheres and segments of spheres, used for clock and watch glasses	2	1	-	49	-
66494	Glass fibre (incl. wool) and articles made therefrom, nes	10	-	6	-	-
66511	Bottles, carboys, tubular containers, etc, glass, used for conveyance, packing of goods; stoppers, closures of glass	461	405	818	727	664
66520	Glassware used for table, kitchen, toilet or office purposes (excl. articles of 665.22)	6	4	23	23	9
66581	Glassware, laboratory, hygienic and pharmaceutical; glass ampoules	231	199	327	181	400
66582	Glass beads; imitation precious stones, and similar decorative glass; glass grains; glass eyes (excl. those for humans)	11	30	24	18	36
66589	Glass articles, nes	46	93	216	84	102
66640	Porcelain or china, tableware and other articles used for domestic or toilet purposes	224	137	234	146	275
66650	Pottery tableware and other articles used for domestic or toilet purposes (excl. porcelain and china)	60	34	15	66	77
66660	Statuettes, ornaments and articles of personal adornment, articles of furniture, of porcelain, china or other ceramics	96	27	36	72	57
66710	Pearls, not mounted, set or strung or being ungraded pearls temporarily strung for transport	63	18	16	137	149
66721	Diamonds, rough, unsorted(a)	1,517	852	385	630	464
66722	Diamonds, sorted, rough or simply sawn, cleaved or bruted (excl. industrial diamonds)	115	-	-	18	-
66729	Diamonds, cut or otherwise worked, but not mounted or set (excl. industrial diamonds)	10	181	32	-	406
		1,543	396	1,303	186	656

TABLE 4. EXPORTS OF COMMODITY ITEMS AT THE SITC ITEM LEVEL OF THE AUSTRALIAN EXPORT COMMODITY CLASSIFICATION - CONTINUED  
\$'000

AECG Item	Description	April 1986	May 1986	June 1986	July	
					1985	1986
66	Non-metallic mineral manufactures, n.e.s.					
66750	Precious and semi-precious stones (excl. diamonds) unworked or cut, not set, or ungraded stones strung for transport	3,565	1,729	2,593	4,664	4,195
	Division total	11,073	8,155	9,948	10,774	11,012
67	Iron and steel					
67120	Iron, being pig iron, cast iron or spiegeleisen, in pigs, blocks, lumps and similar forms	9	7	7	-	-
67130	Iron or steel powders, shot or sponge	9	5	16	14	16
67161	Steel, ferro-manganese (excl. spiegeleisen)	2,022	2,316	2,392	90	1,133
67168	Steel, ferro-alloys (excl. ferro-manganese and spiegeleisen)	1,534	841	1,364	941	1,858
67242	Steel, high carbon, in ingots	-	-	-	2	-
67251	Iron or steel blooms, billets, slabs & sheet bars, excl. high carbon alloy steel; pieces roughly shaped by forging	394	2,423	14,091	22,419	8,391
67252	Steel, high carbon, blooms, billets, slabs and sheet bars; pieces roughly shaped by forging, of high carbon steel	68	-	20	7	-
67254	Steel, stainless or heat-resisting in the form of blooms, billets, slabs & sheet bars; pieces roughly shaped by forging	-	-	7	1	1
67255	Steel, alloy, nes, in the form of blooms, billets, slabs and sheet bars; pieces roughly shaped by forging	-	-	1	-	17
67271	Steel, other than high carbon or alloy steel, in the form of coils for re-rolling	906	683	850	15,894	675
67272	Steel, high carbon, in the form of coils for re-rolling	13	39	-	-	-
67274	Steel, stainless or heat-resisting, in the form of coils for re-rolling	105	44	125	-	-
67275	Steel, alloy, nes, in the form of coils for re-rolling	-	2	-	-	405
67311	Iron or steel wire rod other than of high carbon or alloy steel	3,777	6,093	1,545	3,511	9,336
67312	Steel, high carbon, in the form of wire rod	7	8	17	-	16
67314	Steel, stainless or heat-resisting, in the form of wire rod	32	59	12	154	87
67315	Steel, alloy, nes, in the form of wire rod	36	20	53	16	47
67322	Steel, high carbon, in the form of bars and rods; hollow mining drill steel of high carbon steel	56	140	39	37	110
67324	Steel, stainless or heat-resisting in bars or rods; hollow mining drill steel of stainless or heat-resisting steel	27	1	7	14	110
67325	Steel, alloy, nes, in the form of bars and rods; hollow mining drill steel of other alloy steel	37	42	24	42	26
67326	Iron or steel bars & rods, not further worked than hot-rolled or extruded, not high carbon or alloy steel	587	1,380	419	1,112	413
67327	Iron, steel bars & rods, forged cold-formed or cold-finished; hollow mining drill steel, not high carbon, alloy steel	324	234	229	146	176
67331	Iron or steel sections, U, I or H, not further worked than hot-rolled or extruded, less than 80 mm I & S sections, U, I or H, not further worked than hot-rolled or extruded, 80 mm or more; angles, shapes, sections	1	19	63	58	38
67333	Iron or steel angles, shapes and sections, nes, not further worked than hot-rolled or extruded	560	669	350	613	183
67334	Iron or steel angles, shapes and sections not further worked than cold-formed or cold-finished	153	124	94	369	125
67335	Iron or steel angles, shapes and sections, nes, other than high carbon or alloy steel	36	19	48	12	30
67336	Iron or steel sheet piling not being of high carbon or alloy steel	19	69	12	49	137
67337	Steel, high carbon, in the form of angles, shapes and sections	9	12	4	-	2
67339	Steel, alloy, in the form of angles, shapes and sections	51	244	1	2	3
67414	Iron or steel, other than high carbon or alloy steel, in the form of universal plates	214	13	247	82	255
67415	Steel, high carbon or alloy, in the form of universal plates	3	21	1	-	1
67441	Iron or steel sheets and plates, not high carbon or alloy steel, rolled but not further worked, exc 4.75 mm thickness	172	-	125	-	32
67442	Steel sheets and plates, high carbon, rolled but not further worked, exc 4.75 mm in thickness (excl. universal plates)	1,629	802	1,385	5,787	1,051
67443	Steel sheets and plates, stainless or heat-resisting rolled but not further worked, exc 4.75 mm in thickness	92	92	18	162	38
67444	Steel sheets and plates, alloy, nes, rolled but not further worked, exc 4.75 mm in thickness (excl. universal plates)	3	71	-	-	16
67451	Iron or steel sheets and plates, rolled but not further worked, exceeding 3 mm but not 4.75 mm in thickness	72	17	34	5	34
67453	Steel sheets and plates, stainless or heat-resisting, rolled but not further worked, exc 3 mm but not 4.75 mm thickness	8	5	-	-	2
		129	-	-	3	-

TABLE 4. EXPORTS OF COMMODITY ITEMS AT THE SITC ITEM LEVEL OF THE AUSTRALIAN EXPORT COMMODITY CLASSIFICATION - CONTINUED  
\$'000

AECG Item	Description	April 1986	May 1986	June 1986	July	
					1985	1986
67	Iron and steel					
67454	Steel sheets and plates, alloy, nes, rolled but not further worked, exceeding 3 mm but not 4.75 mm in thickness	-	-	-	8	7
67461	Iron or steel sheets and plates, rolled but not further worked, less than 3 mm in thickness	129	842	2,788	1,003	131
67463	Steel sheets and plates, stainless or heat-resisting, rolled but not further worked, less than 3 mm in thickness	61	8	10	384	145
67464	Steel sheets and plates, other than of alloy steel, rolled but not further worked, less than 3 mm in thickness	171	216	176	668	290
67470	Steel, in the form of tinned sheets and plates, other than high carbon or alloy steel	1,643	7,307	8,827	7,683	3,056
67491	Iron or steel sheets and plates, nes, other than high carbon or alloy steel, worked	13,423	6,124	9,371	8,107	10,161
67492	Steel sheets and plates, nes, high carbon, worked	-	-	-	1	-
67493	Steel sheets and plates, nes, stainless or heat-resisting steel, worked	29	19	10	-	33
67494	Steel sheets and plates, nes, alloy, nes, worked	9	9	25	-	10
67501	Steel, other than high carbon or alloy steel, hot-rolled or cold-rolled in the form of hoop and strip	1,180	677	794	1,680	809
67502	Steel, high carbon, hot-rolled or cold-rolled in the form of hoop and strip	24	48	8	16	-
67504	Steel, stainless or heat-resisting, hot-rolled or cold-rolled in the form of hoop and strip	1	7	5	55	29
67505	Steel, alloy, nes, hot-rolled or cold-rolled in the form of hoop and strip	1	35	27	66	27
67601	Iron or steel rails (excl. check-rails and track-rails)	250	10	386	4	-
67602	Iron or steel railway and tramway track construction material, nes	1	-	1	4	42
67701	Iron or steel wire, not insulated, of other than high carbon or alloy steel (excl. wire rod)	491	426	560	675	465
67702	Iron or steel wire, not insulated, of high carbon steel (excl. wire rod)	240	251	343	287	255
67704	Iron or steel wire, not insulated, of stainless or heat-resisting steel (excl. wire rod)	26	-	-	9	26
67705	Iron or steel wire, not insulated, of other alloy steel (excl. wire rod)	1	1	-	-	3
67810	Iron, cast, tubes and pipes thereof	107	341	89	64	71
67820	Iron or steel tubes and pipes, "seamless"; blanks for tubes and pipes, of iron or steel	98	135	31	30	10
67830	Iron or steel tubes and pipes, nes (other than cast iron or high pressure hydro-electric conduits)	819	3,635	1,617	1,153	4,056
67840	Steel conduits, high pressure hydro-electric type	-	-	-	3	3
67850	Iron or steel tubes and pipe fittings	467	248	369	342	391
67930	Iron or steel forgings and stampings, in the rough state	14	73	132	1,035	2,016
67941	Iron castings, in the rough state	26	74	92	70	22
67942	Steel castings, in the rough state	469	1,886	431	224	1,313
	Division total	32,773	38,879	49,692	75,334	48,145
68	Non-ferrous metals					
68112	Silver, rolled, unworked or semi-manufactured	183	110	88	348	170
68113	Silver, unworked	349	1,026	174	-	55
68114	Silver, semi-manufactured	3,486	2,834	4,516	3,821	3,756
68122	Platinum, rolled, or other platinum group metals, on base of precious metal, unworked or semi-manufactured	-	1	-	-	-
68123	Platinum and platinum alloys, unwrought	143	-	-	87	-
68124	Platinum group metals, nes, and alloys thereof, unwrought	116	103	-	-	-
68125	Platinum and other metals of the platinum group and alloys thereof, semi-manufactured	5	165	61	1	723
68211	Copper, unrefined, (incl. blister copper but excl. cement copper)	-	-	-	69	-
68212	Copper, refined, unwrought (incl. copper alloys other than master alloys)	11,042	11,842	10,832	1,013	4,047
68213	Copper, master alloys thereof	-	-	-	38	6
68221	Copper bars, rods, angles, shapes and sections, wrought; copper wire	1,107	2,149	1,704	3,887	1,786
68222	Copper, master alloys thereof	559	466	909	939	412
68223	Copper foil, thickness not exceeding 0.15 mm (excl. any backing)	-	3	-	-	-
68224	Copper powder and flakes	-	34	62	118	146
68225	Copper, tubes and pipes and blanks thereof; hollow bars of copper	366	796	940	922	903
68226	Copper tube and pipe fittings	2	12	54	41	10
68310	Nickel and nickel alloys, unwrought	10,409	5,297	403	7,693	9,782
68320	Nickel and nickel alloys, worked	-	12	59	3	46
68410	Aluminum and aluminum alloys, unwrought	52,173	82,501	84,964	110,990	82,473
68421	Aluminum bars, rods, angles, shapes and sections; aluminum wire	174	147	431	359	216
68422	Aluminum plates, sheets and strip, wrought	7,122	12,317	13,563	5,130	18,050
68423	Aluminum foil, thickness not exceeding 0.20 mm (excl. any backing)	379	437	528	333	484
68424	Aluminum powder and flakes	-	16	-	63	55
68425	Aluminum tubes and pipes and blanks thereof; hollow bars of aluminum	5	27	241	10	80
68426	Aluminum tube and pipe fittings	11	124	99	11	118
68511	Lead, unrefined, unwrought	14,871	10,648	14,787	4221	12,814
68512	Lead, refined, unwrought	1,874	4,672	8,004	8,349	2,348
68513	Lead alloys, unwrought	635	482	1,236	632	396

TABLE 4. EXPORTS OF COMMODITY ITEMS AT THE SITC ITEM LEVEL OF THE AUSTRALIAN EXPORT COMMODITY CLASSIFICATION - CONTINUED  
\$'000

AECG Item	Description	April 1986	May 1986	June 1986	July	
					1985	1986
68	Non-ferrous metals					
68521	Lead bars, rods, angles, shapes and sections, wrought; lead wire	4	-	-	16	-
68522	Lead plates, sheets and strip, wrought	4	41	-	26	29
68523	Lead foil, weight (excl. any backing) not exceeding 1.700 gms; lead powders and flakes	1	-	-	-	-
68524	Lead tubes and pipes and blanks therefor; hollow bars and tube and pipe fittings, of lead	-	-	-	1	9
68610	Zinc and zinc alloys, unwrought	18,553	13,301	17,773	16,467	26,380
68631	Zinc bars, rods, angles, shapes and sections; zinc wire	19	-	2	-	2
68632	Zinc plates, sheets and strip, wrought; zinc foil	1	-	1	265	-
68633	Zinc powders, dust (blue powder) and flakes	109	43	146	64	75
68634	Zinc tubes and pipes and blanks therefor; hollow bars and tube and pipe fittings, of zinc	-	-	-	-	1
68710	Tin and tin alloys, unwrought	56	64	68	674	219
68720	Tin and tin alloys, unwrought	66	245	95	-	7
68910	Tungsten, molybdenum, tantalum and magnesium, unwrought	-	-	1	-	-
68990	Base metals, nes, and cermets, unwrought	141	150	249	104	193
	Division total	123,377	150,057	161,945	162,896	165,791
69	Manufactures of metal, n.e.s.					
69110	Structures & parts of structures of iron or steel; plates, strip, rods; angles, shapes & sections for such structures	1,718	1,700	953	4,494	2,552
69120	Structures and parts of structures of aluminium; plates, strips, rods, angles, shapes and sections for such structures	146	177	239	318	1,026
69211	Reservoirs, tanks, etc. (excl. 692.43), of iron or steel, exceeding 300l, without mechanical or thermal equipment	79	83	46	242	42
69213	Reservoirs, tanks, etc. (excl. those of 692.44) of aluminium, exceeding 300l, without mechanical or thermal equipment	3	-	1	4	-
69241	Casks, drums, cans, boxes & the like, of sheet or plate iron or steel, commonly used for conveyance or packing of goods	151	186	162	196	336
69242	Casks, drums, cans, boxes and similar containers, of aluminium, commonly used for conveyance or packing of goods	21	25	9	2	82
69243	Containers of iron or steel, for compressed or liquefied gas	339	796	688	368	496
69244	Containers of aluminium, for compressed or liquefied gas	407	405	552	208	170
69311	Wire, cables, cordage, ropes, etc. stranded, of iron, steel, copper or aluminium wire	134	577	334	130	133
69312	Copper wire, cables, cordage, ropes, slings and the like	8	26	9	59	6
69313	Aluminium wire, cables, cordage, ropes, slings and the like	271	12	191	150	275
69320	Barbed wire, twisted hoop or single flat wire, loosely twisted double wire, for fencing, of iron or steel	21	52	97	30	21
69351	Gauze, grill, cloth, netting, etc. of iron or steel; expanded metal of iron or steel	330	405	221	235	312
69401	Nails, tacks, staples, hook-nails, corrugated nails, spiked cramps, etc. of iron, steel (excl. copper headed)	133	104	186	247	111
69402	Bolts and nuts, and screws, of iron or steel; rivets, cotter, cotter-pins, washers and spring washers, of iron or steel	779	482	809	637	1,053
69403	Nails, tacks, staples, hook-nails, spiked cramps, drawing pins, of copper, or with heads of copper; bolts, nuts, screws	189	405	115	335	133
69510	Tools for use in the hand of a kind used in agriculture, horticulture or forestry	166	163	579	137	89
69531	Saws (non-mechanical) and blades for hand or machine saws	50	195	135	127	78
69532	Wrenches and spanners	143	66	125	26	35
69533	Files and rasps	275	112	190	163	189
69534	Tools for use in the hand (ie. pliers, tweezers, tinmen's snips, bolt croppers, etc; perforating punches; pipe cutters)	180	270	254	141	157
69539	Hand tools, nes, blow lamps, anvils; vices and clamps; portable forges; grinding wheels with frameworks	339	390	491	307	440
69541	Tools, interchangeable, for handtools, or machine tools or for power-operated hand tools	743	799	1,097	1,013	1,293
69542	Knives and cutting blades, for machines or mechanical appliances	15	66	10	18	13
69543	Tool tips and plates, sticks and the like for tool tips, unmounted, of sintered metal carbides	35	27	28	19	75
69603	Razors and razor blades (incl. razor blade blanks)	835	396	629	456	576
69604	Scissors, and blades therefor	4	4	7	10	26
69605	Cutlery articles, nes; manicure and chiropody sets and appliances	121	174	148	28	114
69606	Spoons, forks, fish-eaters, butter-knives, ladles and similar kitchen or tableware, metal	35	111	84	39	57
69607	Handles of base metal for articles of headings 696.05, 696.06 and 696.08	8	5	4	25	1
69608	Knives with cutting blades, other than kniver of heading 695.42 and blades therefor	31	24	9	34	23
69731	Cooking apparatus and plate warmers with burners, used for domestic purposes, not electrically operated, of iron & steel	730	206	462	299	433

TABLE 4. EXPORTS OF COMMODITY ITEMS AT THE SITC ITEM LEVEL OF THE AUSTRALIAN EXPORT COMMODITY CLASSIFICATION - CONTINUED  
\$'000

AECG Item	Description	April 1986	May 1986	June 1986	July	
					1985	1986
69	Manufactures of metal, n.e.s.					
69732	Stoves, grates, fires, etc, nes, wash boilers with heating elements, etc, domestic, non-electric, iron or steel	140	43	22	93	233
69733	Cooking apparatus, stoves, grates, fires, space heaters, etc, of iron or steel; parts thereof	225	28	104	121	60
69734	Cooking and heating apparatus used for domestic purposes, not electrically operated, and parts thereof, nes, of copper	6	40	14	57	11
69735	Heaters, water, instantaneous or storage, domestic, non-electrical, and parts thereof, nes	809	539	374	835	1,159
69741	Iron or steel articles and parts thereof, nes, for domestic purposes	258	112	83	204	170
69744	Copper, or aluminum articles and parts thereof, nes, for domestic purposes	3	16	111	1	63
69751	Sanitary ware for indoor use and parts thereof, nes, of iron or steel	212	69	125	440	108
69754	Sanitary ware for indoor use and parts thereof, nes, of copper or aluminum	-	-	12	-	6
69781	Appliances, mechanical, for household use, not exceeding 10 kg, for preparation, serving, conditioning of food or drink	-	204	92	68	-
69782	Ornaments used indoors, of base metal; photograph, picture and similar frames, of base metal; mirrors of base metal	14	66	24	16	8
69911	Locks, frames with locks for handbags or the like, and parts thereof, of base metal; keys of any of the foregoing	637	677	1,055	958	811
69912	Safes, reinforced strong-rooms, strong-room linings and doors and cash and deed boxes and the like, of base metal	6	1	34	474	28
69913	Fittings and mountings, of base metal, for furniture, doors, suitcases, windows, blinds, saddlery, trunks, and the like	427	438	462	227	891
69920	Chain and parts thereof, of iron or steel	426	166	366	303	328
69931	Needles, hand sewing, carpet & knitting bodkins, crochet hooks & the like, & embroidery stilettes, iron or steel	1	13	1	10	45
69932	Pins (excl. hatpins and other ornamental pins and drawing pins) hair pins and curling grips, of iron or steel	10	17	65	14	12
69933	Clasp frames with clasps for handbags and the like, buckles, hooks, eyes and the like, of base metal	81	60	109	232	113
69941	Springs and leaves for springs, of iron or steel	21	26	114	82	214
69942	Springs of copper	1	-	-	-	-
69961	Tubing and piping, flexible, of base metal	34	29	50	47	16
69962	Bells and gongs, non-electric, of base metal and parts thereof of base metal	-	4	-	8	5
69963	Stoppers, crown corks, bottle caps, capsules, bung covers, seals & plombs, & other packing accessories, of base metal	155	312	219	277	473
69964	Sign-plates, name-plates, numbers, letters and other signs, of base metal	8	3	45	12	30
69965	Wire, rods, tubes, plates, electrodes, used for soldering, brazing, welding or for metal spraying	1,188	928	587	798	899
69971	Anchors and grapnels and parts thereof, of iron and steel	8	76	48	68	163
69979	Iron or steel articles, nes, non-domestic (excl. castings, forgings and stampings, in the rough state)	1,815	2,414	1,893	1,408	2,273
69981	Copper articles, nes	270	144	383	231	178
69982	Nickel articles, nes	1	1	11	-	13
69983	Aluminum articles, nes	844	410	2,434	856	1,431
69989	Lead, zinc and tin articles, nes	20	34	11	37	49
69986	Tungsten, molybdenum, tantalum, magnesium and beryllium articles and semi-manufactures	-	-	7	26	40
69999	Base metals, nes, wrought, and articles of such metals, nes, cast, wrought, and articles of such metals, nes	67	39	18	18	192
	Division total	16,124	15,362	17,738	18,458	20,364
71	Power generating machinery and equipment					
71110	Steam and other vapour generating boilers; super-heated water boilers	16	828	28	10	462
71120	Plant, auxiliary type, for use with boilers of heading 711.10; condensers for vapour engines and power units	28	-	-	-	-
71191	Parts, nes, for boilers of heading 711.10	94	173	126	1	261
71199	Parts, nes, for apparatus and appliances of heading 711.20	28	-	5	11	14
71260	Steam and other vapour power units, whether or not incorporating boilers	-	-	-	-	5
71290	Parts, nes, of power units of heading 712.60	7	13	4	16	22
71311	Engines, internal combustion piston type, for aircraft	699	1,210	1,161	815	520
71319	Parts, nes, of aircraft engines of heading 713.11	88	4	23	4	42
71320	Engines, internal combustion piston type for propelling vehicles of division 72, groups 722 and 951 and item 744.11	13,498	17,503	3,396	16,396	6,715
71331	Engines being outboard motors, internal combustion piston engines, for marine propulsion	695	691	368	424	425
71332	Engines, internal combustion piston type, for marine propulsion, not being outboard engines	32	12	22	35	86
71380	Engines, internal combustion piston type, nes	23	95	104	118	291
71390	Parts, nes, of internal combustion piston engines of headings 713.20, 713.31, 713.32 and 713.80	1,205	2,817	970	1,460	2,497
71440	Reaction engines	-	-	-	100	-
71481	Turbo-propellers	5	584	2	-	10

TABLE 4. EXPORTS OF COMMODITY ITEMS AT THE SITC ITEM LEVEL OF THE AUSTRALIAN EXPORT COMMODITY CLASSIFICATION - CONTINUED  
\$'000

AECG Item	Description	April 1986	May 1986	June 1986	July	
					1985	1986
71	Power generating machinery and equipment					
71488	Gas turbines, nes, not being turbo-propeller type	174	2,472	15	-	-
71491	Parts, nes, of reaction engines or turbo-propellers	871	546	48	99	182
71499	Parts, nes, of engines and motors of headings 714.88 and 714.89	576	1,178	843	320	500
71610	Motors and generators, direct current	102	217	232	146	118
71621	Electric motors, other than direct current	296	289	246	254	152
71622	Generators, alternating current	226	21	63	27	341
71623	Generating sets with internal combustion piston engines	151	7	116	53	61
71630	Rotary converters	1	-	5	-	3
71690	Parts, nes, of rotating electric plant	235	385	214	265	208
71870	Nuclear reactors and parts thereof, nes	-	-	2	-	-
71883	Water turbines and other hydraulic engines and motors; regulators for and parts, nes, of these machines and motors	20	35	40	42	17
71888	Engines and motors, nes	119	80	57	49	122
	Division total	19,481	29,160	8,091	20,656	13,054
72	Machinery specialised for particular industries					
72111	Ploughs	-	81	41	397	24
72112	Sowers, planters, transplanters; fertiliser distributors and manure spreaders (excl. hand tools)	122	117	334	301	19
72113	Cultivators, scarifiers, weeders, hoes and harrows (excl. hand tools)	63	65	37	115	24
72118	Lawn and sports ground rollers, other agricultural and horticultural machinery for soil preparation or cultivation	377	104	261	243	44
72119	Parts, nes, of machinery of heading 721.1	451	360	522	968	187
72121	Lawn mowers	778	221	438	190	487
72122	Combined harvester-threshers	104	-	-	54	61
72123	Harvesting and threshing machinery, nes; mowers (other than lawn mowers) straw and fodder presses	184	220	105	53	51
72124	Winnowing and the like for seed, grain or leguminous vegetables (excl. those of item 727.10) agric. grading machines	22	24	43	58	20
72129	Parts, nes, of machines of heading 721.2	1,023	780	840	137	530
72131	Milking machines -	-	-	-	1	-
72139	Dairy machinery, not being milking machines	190	11	24	30	253
72191	Parts, nes, of machinery of heading 721.3	10	-	5	7	3
72191	Presses, crushers and other machinery used in wine-making, cider making, fruit juice preparation or the like	-	-	-	2	-
72197	Agricultural and horticultural, poultry-keeping and bee-keeping machinery, nes, germination plant, poultry incubators	70	334	775	51	229
72198	Parts, nes, of machinery of heading 721.91	2	-	2	-	-
72199	Parts, nes, of machinery and appliances of heading 721.97	6	48	15	17	64
72240	Tractors, track-laying	-	-	-	-	5
72240	Tractors, wheeled (excl. those of headings 744.11 and 783.2)	93	196	6,431	44	2,545
72330	Road rollers, mechanically propelled	20	146	115	242	67
72341	Bulldozers, angledozers and levellers, self-propelled	18	-	7	49	400
72342	Mechanical shovels and excavators, self-propelled	236	9	489	661	63
72343	Machinery for excavating, levelling, tamping, boring and extracting earth, minerals or ores, self-propelled, nes	522	40	151	554	446
72344	Machinery, boring and sinking, not self-propelled	263	140	499	232	77
72345	File-drivers; snow ploughs, not self-propelled	-	2	-	-	-
72346	Machinery for excavating, levelling, tamping and extracting earth, minerals or ores, not self-propelled, nes	1,962	237	668	307	65
72348	Machines and mechanical appliances for public works, building and the like, nes	37	15	32	23	1
72390	Parts, nes, of machinery and equipment of headings 723.41 to 723.46	3,611	4,101	4,673	3,266	3,884
72431	Sewing machines	116	305	92	66	106
72439	Sewing machine needles; furniture designed for sewing machines; parts, nes, of machines and furniture of heading 724.3	75	77	35	22	21
72441	Machines for extruding man-made textiles	1	-	250	-	6
72442	Machines for processing natural or man-made textile fibres, nes	3	-	41	879	-
72443	Textile spinning or twisting machines; textile doubling, throwing and reeling machines	24	3	5	9	-
72449	Parts, nes, of and accessories for use with machines of heading 724.4	19	7	45	21	47
72451	Weaving machines (looms)	7	-	66	-	-
72452	Knitting machines	-	-	3	-	-
72453	Machines for making gimped yarn, tulle, lace, embroidery, trimmings, braid or net	4	-	-	-	21
72454	Machinery for manufacture or finishing of felt in the piece or in shapes, and parts thereof, nes	-	-	1	-	-
72461	Machinery for use with machines of headings 724.51, 724.52 and 724.53	3	10	4	4	9
72469	Parts, nes, of and accessories for use with machines of headings 724.51, 724.52, 724.53 and 724.61	47	45	19	5	12
72471	Machines, clothes-washing, exceeding 6 kg dry linen capacity	40	24	14	1	114
72472	Machines, dry-cleaning	28	-	-	-	-
72473	Machines, drying, industrial (excl. those of headings 741.6 and 743.5)	24	25	4	45	11
72474	Machinery for washing, cleaning, etc. nes; textile and leather printing and folding machinery, nes; parts therefor	124	26	3	57	10
72479	Parts, nes, of machines of headings 724.7 and 775.1	4	-	15	5	18

TABLE 4. EXPORTS OF COMMODITY ITEMS AT THE SITC ITEM LEVEL OF THE AUSTRALIAN EXPORT COMMODITY CLASSIFICATION - CONTINUED  
\$'000

AECCT Item	Description	April 1986	May 1986	June 1986	July	
					1985	1986
72	Machinery specialised for particular industries					
72480	Machinery (excl. sewing machines) for preparing, tanning or working hides, skins or leather, and parts thereof, nes	2	8	84	150	-
72510	Machinery for making or finishing cellulosic pulp, paper or paperboard	-	9	-	113	2,026
72520	Machines for cutting paper and paperboard; other machinery for making up paper pulp, paper or paperboard	266	121	13	6	60
72590	Parts, nes, of machines of heading 725	-	14	24	10	46
72631	Type-setting or type-founding machinery; machinery (excl. 726.1 or 736) for preparing or working printing blocks, etc	313	167	129	20	16
72632	Printing type, impressed flongs and matrices, printing blocks, plates and cylinders	34	55	58	43	87
72640	Printing presses	43	92	761	53	1,921
72670	Printing machinery, nes; machinery for uses ancillary to printing	139	134	139	144	54
72680	Machinery, bookbinding, parts thereof, nes	2	42	11	28	1
72690	Parts, nes, of machines of headings 726.31, 726.40 and 726.70	256	440	144	208	208
72710	Machinery, bread grain milling, and other machinery for working cereals or dried leguminous vegetables; and parts, nes	7	11	20	48	13
72721	Machines and mechanical appliances for the fats and oils (animal and vegetable) industry	18	6	-	34	1
72722	Machinery, industrial, nes used in baking, confectionery etc, sugar, pasta manufacture, for meats, fish, brewing, etc.					
72729	Parts, nes, of food-processing machinery of heading 727.22	639	711	841	1,186	397
72811	Machine-tools for working stone, ceramics, concrete, etc, for glass in the cold (excl. 745.11)	294	47	39	26	57
72812	Machine-tools for working wood, cork, bone or other hard carving materials (excl. machines of heading 745.11)	605	78	111	99	180
72819	Parts, nes, of and accessories for use with machine-tools of 728.11 and 728.12	157	878	65	452	111
72831	Machinery for sorting, screening, separating or washing earth, stone, ores or other mineral substances in solid form	316	428	1,382	187	1,151
72832	Machinery for crushing or grinding earth, stone, ores or other mineral substances in solid form	31	7	66	12	213
72833	Machinery for mixing or kneading earth, stone, ores or other mineral substances in solid form	67	215	255	189	270
72834	Machinery for agglomerating, moulding etc mineral products in powder, paste form, for forming foundry moulds	26	144	154	126	8
72839	Parts, nes, of machinery of heading 728.3	340	660	495	334	843
72841	Machines, glass-working (excl. those for working in the cold); parts thereof, nes	54	33	5	198	12
72846	Machinery and mechanical appliances specialised for particular industries and parts thereof, nes	3,002	1,942	4,029	2,614	3,578
	Division total	18,024	16,140	26,998	17,027	22,014
73	Metalworking machinery					
73611	Machine-tools for working metal or metal carbides, electric or electronic, ultrasonic machine-tools	27	6	1	3	-
73612	Machines, gear-cutting	40	-	-	109	1
73613	Lathes, metal-working	37	22	177	84	-
73614	Machines, metal-working, reaming or milling	-	45	15	84	-
73615	Machines, metal-working, drilling and boring	23	23	41	93	21
73616	Machines, metal-working, sawing	1	28	-	3	21
73617	Machines, metal-working, planing	-	-	4	-	3
73618	Machines, metal-working, tapping or screw-cutting	-	-	-	-	6
73619	Machines to sharpen, grind, etc, metal, metal carbides, operate by grinding wheels, abrasives, polishing products	22	11	98	44	30
73621	Machines, metal-working, forging and stamping	13	3	-	45	4
73622	Machines, metal-working, for bending, forming or flattening	8	170	228	192	467
73623	Machines, metal-working, shearing, punching or notching	217	14	-	6	14
73628	Metal-working presses, nes	2	1	-	9	3
73670	Machine-tools for working metal or metal carbides, nes	2	117	6	298	151
73680	Work holders, self-opening dieheads and dividing heads for machine tools; tool holders	43	112	73	121	123
73690	Parts, nes, of and accessories for use with machine-tools of heading 736	280	329	280	347	320
73711	Machines, being converters, ladles, ingot moulds and casting machines used in metallurgy and metal foundries	1	51	8	-	1
73719	Parts, nes, of machines and appliances of heading 737.11	36	1	19	304	230
73721	Rolling mills	11	65	-	205	-
73729	Rolls for and parts, nes, of rolling mills	29	11	4	-	6
73731	Gas-operated welding, brazing, cutting and surface-tempering appliances, and parts thereof, nes	210	86	106	103	196
73732	Machines and apparatus, electric or laser-operated; welding, brazing, soldering or cutting, and parts, thereof, nes	1,041	2,059	1,005	568	710
	Division total	2,042	3,153	2,072	2,545	2,339

TABLE 4. EXPORTS OF COMMODITY ITEMS AT THE SITC ITEM LEVEL OF THE AUSTRALIAN EXPORT COMMODITY CLASSIFICATION - CONTINUED  
\$'000

ABCC Item	Description	April 1986	May 1986	June 1986	July	
					1985	1986
74	General industrial machinery and equipment, n.e.s. and machine parts, n.e.s.					
74110	Generators, producer & water gas; acetylene gas generators & similar gas generators; & parts, nes, of gas generators	-	-	8	13	3
74120	Furnace burners for liquid fuel, pulverised solid fuel or gas; mechanical stokers, grates, etc; and parts, nes	23	4	11	17	25
74131	Furnaces, electric; ovens, induction and dielectric heating equipment, industrial and laboratory, and parts thereof, nes	388	49	276	268	760
74132	Furnaces and ovens, non-electric, industrial and laboratory, and parts thereof, nes	8	25	6	54	101
74141	Refrigerators and refrigerating equipment (excl. domestic refrigerators and freezers)	98	117	86	175	39
74149	Refrigerator and refrigerating equipment parts, nes (incl. those for domestic equipment)	353	435	302	215	251
74150	Air-conditioning machines, self-contained, comprising a motor-driven fan and parts thereof, nes	724	776	1,725	808	2,454
74160	Heaters, water, instantaneous or storage, non-electrical (excl. domestic); parts thereof, nes	378	235	227	212	665
74210	Pumps, reciprocating (excl. those of heading 742.80)	46	50	4	9	155
74220	Pumps, centrifugal (excl. those of heading 742.80)	341	385	292	530	415
74230	Pumps, rotary (excl. those of heading 742.80)	9	27	137	24	24
74280	Pumps, nes, for liquids; liquid elevators	343	351	354	409	237
74290	Pump and liquid elevator parts, nes, for goods of heading 742	1,145	1,214	995	792	850
74310	Pumps, air, vacuum; air or gas compressors	713	500	2,308	462	467
74320	Pump and compressor parts, nes, for goods of heading 743.10	2,005	275	266	371	430
	thereof, nes	-	-	-	-	-
74340	Fans, blowers and the like, and parts thereof, nes, non-domestic	147	225	228	190	240
74350	Centrifuges (incl. cream separators and milk clarifiers)	35	15	179	-	2
74360	Filtering and purifying machinery and apparatus (excl. filter funnels, milk strainers, etc), for liquids and gases	333	340	570	305	381
74390	Machine and apparatus parts, nes, for goods of headings 743.5 and 743.6	288	43	91	61	293
74411	Trucks, work type, mechanically propelled, for short distance transport or handling of goods	119	198	73	-	232
74419	Truck and tractor parts, nes, for goods of heading 744.11	441	177	424	411	436
74421	Pulley tackle and hoists (excl. skip hoists); winches and capstans	476	260	595	296	294
74422	Cranes (excl. cable cranes); mobile lifting frames; ships' derricks	212	27	720	15	143
74423	Elevators and conveyors, pneumatic (excl. liquid elevators)	237	1	78	-	3
74424	Lifts and skip hoists	70	4	23	640	-
74425	Escalators and moving pavements	340	-	-	-	-
74428	Lifting, handling, loading and unloading machinery, nes	106	207	117	272	185
74490	Machinery parts, nes, for goods of heading 744.2	777	1,180	1,491	296	2,795
74511	Tools, for use in the hand, pneumatic or with self-contained non-electric motor	208	219	205	247	127
74519	Tool parts, nes, for goods of heading 745.11	408	292	121	94	492
74521	Calendering and similar rolling machines (excl. metal-working, -rolling and glass-working machines) cylinders, parts	-	43	-	-	-
74522	Machinery for cleaning or drying bottles or other containers; for packing, wrapping, aerating; dish washing machines	251	252	115	81	271
74523	Parts, nes, of machinery of headings 745.22 and 775.3	78	109	53	93	143
74524	Vending machines, automatic, not being games of skill or chance; and parts thereof, nes	15	10	39	19	3
74525	Weighing machinery (excl. balances sensitivity 5 cg or better) incl. weight-operated counting or checking machines	88	161	127	108	142
74526	Weighing machine weights; parts, nes, of weighing machinery of heading 745.25	94	36	9	49	133
74527	Appliances, mechanical, for dispersing liquids, powders; fire extinguishers; spray guns; jet projecting machines, parts	762	784	330	513	528
74910	Bearings, ball, roller or needle roller	1,180	688	1,034	1,344	854
74920	Taps, cocks, valves and similar appliances, for pipes, boiler shells, tanks and the like	1,604	1,067	1,941	1,471	1,857
74930	Transmission shafts, bearing housings, plain shaft bearings, gears and gearing, pulleys and pulley blocks, clutches	407	412	680	536	617
74991	Moulding boxes for metal foundry; moulds used for metal, carbides, glass, mineral materials or rubber materials	350	1,092	446	1,189	1,744
74992	Gaskets and similar joints; assortments thereof dissimilar in composition, for engineers, pipes, etc, put up in pouches	134	81	150	138	129
74999	Machinery parts, nes, without electrical connectors, insulators, coils, contacts or other electric features, nes	1,073	1,288	1,577	665	623
	Division total	16,806	13,654	18,618	13,395	19,500
75	Office machines and automatic data processing equipment					
75110	Typewriters (excl. those with calculating machines); Cheque writing machines	118	261	138	74	302