



**QUEENSLAND**

**LAW AND ORDER**

**1984-85**

Catalogue No. 4502.3

**AUSTRALIAN BUREAU OF STATISTICS  
QUEENSLAND OFFICE**

## LAW AND ORDER, QUEENSLAND, 1984-85

PHONE INQUIRIES For more information about these statistics please contact Tony Maddern on Brisbane (07) 222 6056.

For other inquiries, including copies of publications, please contact Information Services on Brisbane (07) 222 6351.

MAIL INQUIRIES Please write to Information Services, Australian Bureau of Statistics (ABS), G.P.O. Box 1160, Brisbane, Q. 4001.

## CONTENTS

## Page

Explanatory Notes ..	**	**	**	**	**	**	**	2,3
Summary of Findings	**	**	**	**	**	**	**	4-7

## Diagram

1	Offences Reported or Becoming Known to Police and Cleared; Court Appearances; and Juveniles Cautioned by Police, Queensland, 1979-80 to 1984-85	..	..	..	..	..	..	4
2	Drug Offences and Convictions (Proven Offences) for Drug Offences as a Percentage of Total Offences and Convictions (Proven Offences), Queensland, 1979-80 to 1984-85	..	..	..	..	..	..	5
3	Higher and Magistrates Courts: Charges Heard by Type of Outcome, Queensland, 1984-85	..	..	..	..	..	..	5
4	Appearances, Charges, and Children Dealt With by Children's Courts and Offences Involving Juveniles Cleared by Police, Queensland, 1979-80 to 1984-85	..	..	..	..	..	..	6
5	Convicted Prisoners: Admissions by Duration of Sentence, Queensland, 1984-85	..	..	..	..	..	..	6
6	Admissions to Orders by Type, Queensland, 1984-85	..	..	..	..	..	..	7

## Table

<u>1. SUMMARY</u>								
1	General Crime, Higher, Magistrates, and Children's Courts, and Prisons, Queensland, 1979-80 to 1984-85	..	..	..	..	..	..	7
<u>2. POLICE</u>								
2	Duty and Rank, Queensland, at 30 June 1980 to 1985	..	..	..	..	..	..	8
3	Strength and Classification, Queensland, at 30 June 1985	..	..	..	..	..	..	8
<u>3. CRIME</u>								
4	General Crime: Offences Reported or Becoming Known to Police and Offences Cleared, Queensland, 1979-80 to 1984-85	..	..	..	..	..	..	9
5	General Crime: Offences Reported or Becoming Known to Police by Police Region and District, Queensland, 1984-85	..	..	..	..	..	..	10,11
Higher Courts								
6	Total Appearances and Appearances Resulting in Conviction by Most Serious Offence Charged, Queensland, 1979-80 to 1984-85	..	..	..	..	..	..	12
7	Appearances: Most Serious Offence Charged by Outcome, Queensland, 1984-85	..	..	..	..	..	..	13
8	Appearances: Offence with Most Serious Outcome by Outcome, Queensland, 1984-85	..	..	..	..	..	..	14
9	Appearances: Most Serious Offence Charged by Age, Queensland, 1984-85	..	..	..	..	..	..	15
10	Charges Heard: Offence by Outcome, Queensland, 1984-85	..	..	..	..	..	..	16
Lower Courts								
11	Appearances by Most Serious Offence Charged and Total Charges Heard by Offence, Queensland, 1984-85	..	..	..	..	..	..	17
Magistrates Courts								
12	Total Appearances and Appearances Resulting in Summary Convictions by Most Serious Offence Charged, Queensland, 1982-83 to 1984-85	..	..	..	..	..	..	18
13	Charges Heard and Charges Resulting in Summary Convictions by Offence, Queensland, 1982-83 to 1984-85	..	..	..	..	..	..	19
14	Appearances: Most Serious Offence Charged by Outcome and Punishment, Queensland, 1984-85	..	..	..	..	..	..	20,21
15	Charges Heard: Offence by Outcome and Punishment, Queensland, 1984-85	..	..	..	..	..	..	22,23
16	Appearances Resulting in Imprisonment: Most Serious Offence by Duration of Sentence, Queensland, 1984-85	..	..	..	..	..	..	24
17	Charges Resulting in a Fine: Offence by Amount of Fine, Queensland, 1984-85	..	..	..	..	..	..	25
18	Appearances: Most Serious Offence Charged by Statistical Division of Appearance, Queensland, 1984-85	..	..	..	..	..	..	26,27
Children's Courts								
19	Children's Courts, Queensland, 1979-80 to 1984-85	..	..	..	..	..	..	28
20	Appearances (Applications): Type of Application by Outcome, Queensland, 1984-85	..	..	..	..	..	..	29
21	Appearances (Offences): Most Serious Offence Charged by Outcome, Queensland, 1984-85	..	..	..	..	..	..	30,31
22	Appearances (Offences): Most Serious Offence Charged by Age, Queensland, 1984-85	..	..	..	..	..	..	32,33
23	Charges Heard: Offence by Outcome, Queensland, 1984-85	..	..	..	..	..	..	34,35
24	Children Dealt With by Residence and Age, Queensland, 1984-85	..	..	..	..	..	..	36
<u>4. PRISONS</u>								
25	Prisoners in Confinement, Queensland, 1984-85	..	..	..	..	..	..	37
Convicted Prisoners								
26	Number in Confinement, Queensland, 1979-80 to 1984-85	..	..	..	..	..	..	37
27	Number Under Sentence by Offence, Queensland, 1984-85	..	..	..	..	..	..	38
28	Number Admitted during Year: Duration of Sentence by Age, Queensland, 1984-85	..	..	..	..	..	..	39
29	Number Admitted during Year: Offence by Duration of Sentence, Queensland, 1984-85	..	..	..	..	..	..	40
30	Number on Hand: Offence by Duration of Sentence, Queensland, at 30 June 1985	..	..	..	..	..	..	41
31	Number Admitted during Year: Offence by Age, Queensland, 1984-85	..	..	..	..	..	..	42
32	Number on Hand: Offence by Age, Queensland, at 30 June 1985	..	..	..	..	..	..	43
33	Number Discharged: Offence by Method of Discharge, Queensland, 1984-85	..	..	..	..	..	..	44

## CONTENTS (continued)

<u>Table</u>	<u>Page</u>
<b>5. PROBATION, PAROLE, AND COMMUNITY SERVICE</b>	
34 Probation, Parole, and Community Service: Admissions, Completions, and Revocations, Queensland, 1983-84 and 1984-85 .. .. .	45
35 Probation, Parole, and Community Service: Admissions to Orders by Offence, Queensland, 1984-85 .. .. .	45
36 Community Service Orders: Admissions and Completions by Hours Involved, Queensland, 1983-84 to 1984-85 .. .. .	46
<b>6. CHILDREN UNDER ORDERS</b>	
37 Children Under Orders: Reason for Order, Type of Order, and Type of Placement, Queensland, at 30 June 1982 to 1985 .. .. .	46
<b>APPENDIX</b>	
Offence Classification and Orders Relating to Children - Queensland .. .. .	47, 48

EXPLANATORY NOTESIntroduction

This publication contains statistics on police strength, crime (offences reported or becoming known, and court actions), prisons, probation, parole, community service orders, fine option orders, and children under orders.

Source

Statistics contained in this publication have been extracted by the ABS from annual reports, or compiled from data supplied by the appropriate administering departments, namely Children's Services, Justice, Police, Prisons, and the Probation and Parole Service.

Offence Classification

A broad offence classification is used for the general crime statistical series. For lower and higher courts and prisons, a more detailed classification (see Appendix) is used.

Crime

Statistics in this section refer to general crime (Queensland police series), higher courts, and lower courts.

**General crime.** These statistics are compiled by the Information Bureau of the Queensland Police Department from criminal offence reports and briefs furnished by police. Minor offences against good order are excluded. Crimes reported to the Commonwealth Police (mainly fraud, forgery, etc.) are also excluded.

**Higher Courts.** These statistics refer to cases finalised before Supreme, Circuit, and District Courts. Civil cases are excluded, as well as applications, petitions, and rewards.

**Lower Courts.** These statistics refer to cases finalised before Magistrates and Children's Courts. Civil cases are excluded, as well as petitions, remands (including remands to other States), and, in the case of Magistrates Courts, applications. Also excluded are cases involving traffic and metered parking breaches in respect of which penalties are paid without court appearances.

**Appearances.** Defendants in Supreme, Circuit, District, and Magistrates Courts appearing on more than one charge on the same day are counted once only and classified to the most serious charge or the offence with the most serious outcome. This concept equates as far as possible to distinct persons.

**Charges heard.** Defendants appearing on more than one charge are counted once for each charge and classified accordingly.

Defendants in Children's Courts are similarly counted with additional information relating to distinct individuals available. A proven offence in Children's Courts is one where the commission of the offence has been established but where such proof may or may not result in conviction.

Prisons

Statistics in this section refer mainly to convicted and sentenced prisoners in continuous custody during the current year. (Table 26 provides summary details of remandees and other detainees.)

Escapes are not considered to be in prison custody while still at large. They are included as discharges following escape and admissions on recapture.

Transfers between prisons during one episode of custody are not counted as admissions or discharges.

A prison episode is not broken by the prisoner being discharged to a court or to the police if he is returned to prison custody on the same day.

Particulars recorded at the time of admission are updated in the light of any subsequent court appearance during the course of a prisoner's sentence. Data in respect of "offence" and "sentence" relate to the most serious offence (determined by duration of sentence) and total sentence imposed, respectively.

Prisoners awaiting the outcome of an appeal usually elect to retain the status of "sentenced prisoner" as execution of sentence ceases upon reversion to the status of "detainee (not under sentence)".

Prisoners on work release programs are regarded as being held in continuous custody.

Probation, Parole, and Community Service

Statistics in this section are compiled by the Adult Probation and Parole Service from case histories furnished by the respective probation/parole/supervising officers.

Probation orders are made by Queensland courts, under Queensland statute, and are supervised by the Queensland Adult Probation and Parole Service. Included are probationers unofficially supervised by interstate probation services. The figures exclude probationers on interstate probation orders or Commonwealth recognizance supervised by the Queensland Adult Probation and Parole Service and juvenile supervision orders administered by the Department of Children's Services.

Prison/probation orders are made by Queensland courts, under Queensland statute, and are supervised by the Queensland Adult Probation and Parole Service upon the offender's completion of a term of imprisonment.

Parole orders are granted by the Queensland Parole Board and include life parolees who have been exempted from reporting to the Adult Probation and Parole Service by the Parole Board following application after 5 years. The figures exclude parolees on interstate orders and Commonwealth licences.

Community service orders are a sentencing option for adult offenders convicted of an offence punishable by a term of imprisonment. They are made by Queensland

## EXPLANATORY NOTES (continued)

Probation, Parole, and Community Service (continued)

courts, under Queensland statute, and are supervised by the Queensland Adult Probation and Parole Service. The Community Service Orders Scheme commenced in March 1981.

Fine option orders allow defendants who can show to the satisfaction of the court that they are unable to pay a fine, the option of performing community service in lieu of serving a term of imprisonment in default of payment. Orders are made by Queensland courts, under Queensland statute, and are supervised by the Queensland Adult Probation and Parole Service. The Fine Option Orders Scheme commenced in July 1984.

Children under orders

Table 37 shows details of children subject to orders administered by the Director, Department of Children's Services. Orders for care and protection, care and control, supervision, and detention at the Queen's pleasure may be made by the courts, or, in the case of care and protection, by voluntary application to the Director. The reason for the order is as defined by the National Working Party on Welfare Statistics. "Care and protection reason" includes voluntary applications and orders made by the courts as a result of applications. "Offence reason" includes orders made by the courts as a result of the commission of an offence by the child.

Related Publications

The information in this publication should be read in conjunction with the "Queensland Year Book" (Catalogue No. 1301.3). Users may also wish to refer to the following publications which are available on request:

Statistics House,  
345 Ann Street,  
BRISBANE 4000  
30 July 1986

Related Publications (continued)

"Law and Order (Preliminary)" (4501.3)  
"Government Finance" (5503.3)

All publications produced by the ABS are listed in the "Catalogue of Publications" (Catalogue No. 1101.0) which is available from any ABS Office.

Unpublished Statistics

The ABS can also make available certain law and order statistics which are not published. Where it is not practicable to provide the required statistics by telephone, they may be available in other forms, such as microfiche, photocopy, computer printout, or clerically extracted tabulation. A charge may be made for providing unpublished statistics in these forms.

For further information on these unpublished statistics contact Tony Maddern by telephoning Brisbane (07) 222 6056, or write to Information Services at the address above.

Symbols and Other Usages

n.a. Not available.  
r Figure or series revised since previous issue.  
.. Not applicable.  
- Nil or less than half the final digit shown.

Where figures have been rounded, discrepancies may occur between sums of the component items and totals.

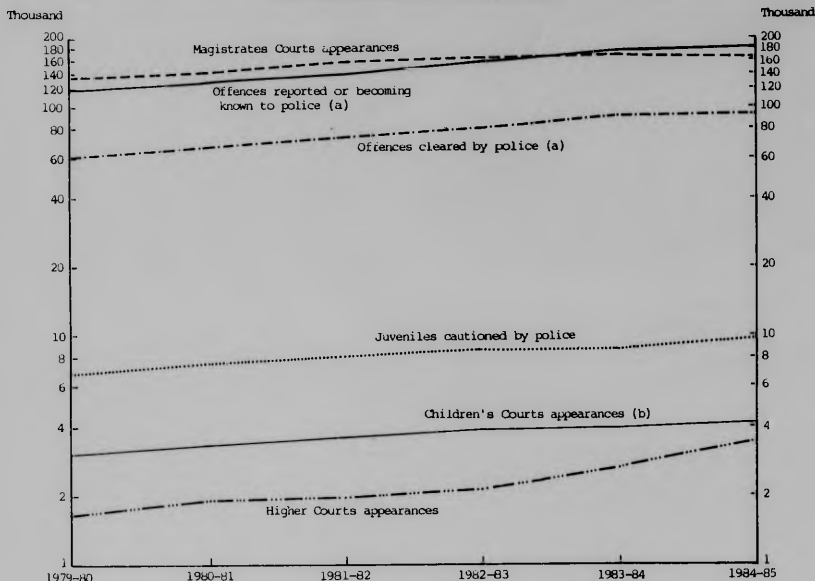
D. N. ALLEN  
DEPUTY COMMONWEALTH STATISTICIAN

## Summary of Findings

## Crime Trends

Recorded criminal activity in Queensland continued to rise in 1984-85 but at a slower rate than in previous years. During 1984-85, offences reported or becoming known to police increased by 2.8 per cent when compared with the corresponding figure for 1983-84. In the same period, appearances in Higher Courts rose by 31.6 per cent, substantially due to the clearance of a backlog of cases in the Brisbane District Court; Magistrates Courts appearances fell by 1.7 per cent; appearances in Children's Courts for criminal matters increased by 6.4 per cent; and the number of juvenile offenders cautioned by police increased by 11.1 per cent.

Diagram 1 - Offences Reported or Becoming Known to Police and Cleared; Court Appearances; and Juveniles Cautioned by Police, Queensland, 1979-80 to 1984-85



- (a) Excluding minor offences against good order.  
 (b) For criminal matters only.

## Female Involvement in Crime

In the area of serious crime, as measured by appearances in Higher Courts, 204 or 9.2 per cent of all convictions in 1984-85 involved females. In the same period, summary convictions of females appearing in Magistrates Courts numbered 16,709 or 13.8 per cent of the total, and young girls were involved in 11.2 per cent of all appearances in Children's Courts where an offence was proven against a child.

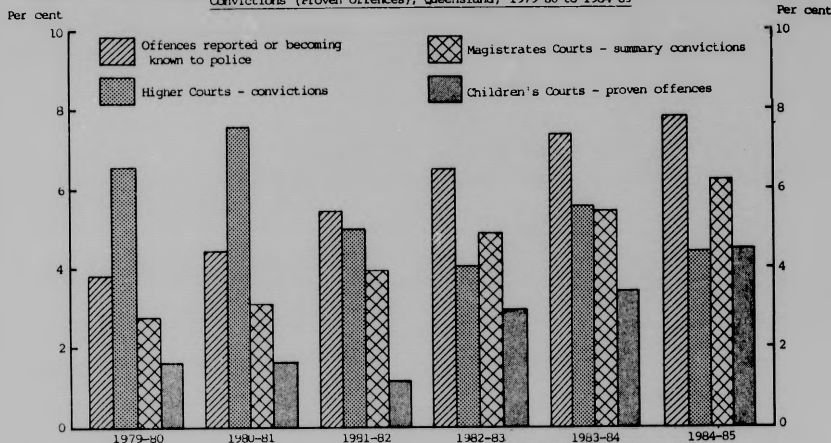
The punishments imposed on female offenders cover the full range of options available. In 1984-85, 5.7 per cent of admissions to prisons, 20.5 per cent of admissions to probation, and 13.5 per cent of admissions to community service and fine option orders involved females. In Children's Courts, girls accounted for 10.1 per cent of admissions to care and control and 10.4 per cent of admissions to supervision as a result of proven offences.

## Summary of Findings (continued)

## Drug Offences

The number of drug offences as a percentage of total offences reported or becoming known to police continued to rise in 1984-85 and now stands at 7.8 per cent of all offences, compared with 3.8 per cent in 1979-80. Appearances resulting in summary convictions in the Magistrates Courts for drug offences have also shown a steady increase from 2.8 per cent to 6.2 per cent over the same period. Appearances in Children's Courts resulting in a proven drug offence have fluctuated over the past 6 years, with the highest proportion to total proven offences occurring in 1984-85 (4.5 per cent) compared to 1.2 per cent in 1981-82. In Higher Courts appearances, however, the percentage of convictions for drug offences has decreased in more recent years.

Diagram 2 - Drug Offences and Convictions (Proven Offences) for Drug Offences as a Percentage of Total Offences and Convictions (Proven Offences), Queensland, 1979-80 to 1984-85

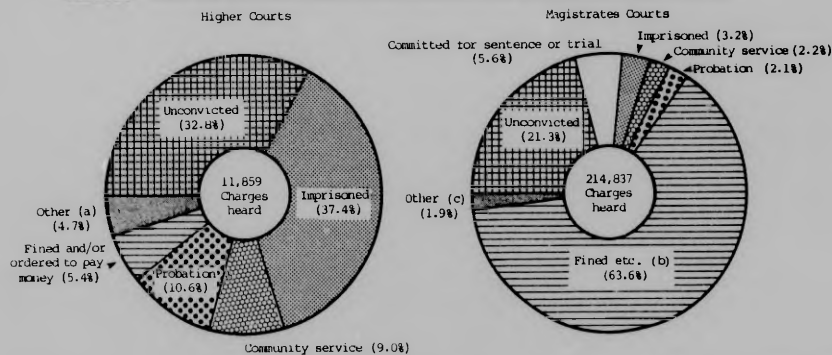


## Charges Heard by Type of Outcome - Higher and Magistrates Courts

Of all charges heard in the Higher Courts in 1984-85 only 67.2 per cent resulted in conviction. In the same period, 78.7 per cent resulted in convictions in Magistrates Courts and a further 5.6 per cent were committed to Higher Courts for sentence or trial.

Sentencing options available to courts have been widened in recent years with the introduction of community service orders in March 1981 and fine option orders in July 1984. Diagram 3 shows the type of outcome of charges heard in 1984-85 in both the Higher and Magistrates Courts.

Diagram 3 - Higher and Magistrates Courts: Charges Heard by Type of Outcome, Queensland, 1984-85



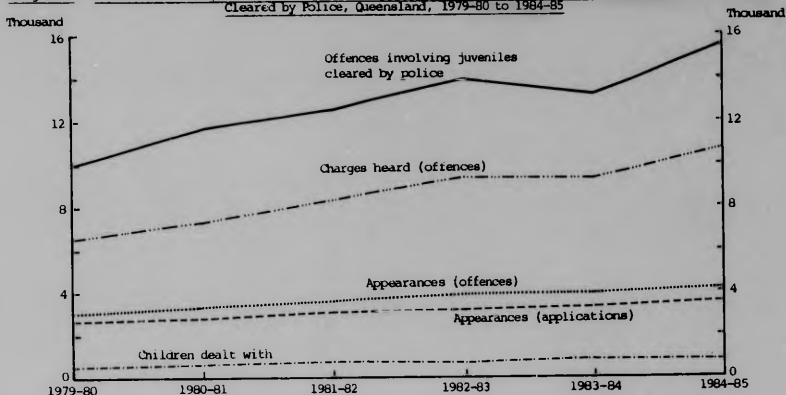
(a) Comprising good behaviour bonds and Children's Services orders. (b) Comprising fined and/or ordered to pay money, fined and licence disqualified, and licence disqualified. (c) Comprising good behaviour bond, recognition, and convicted but not punished.

## Summary of Findings (continued)

## Juvenile Involvement in Crime

Children's Courts hear both criminal charges against juveniles and applications for care and protection and care and control. In 1984-85 appearances for applications increased by 3.3 per cent when compared with those in the previous year and appearances on criminal matters increased by 6.4 per cent. In the same period, offences cleared by police involving juveniles increased by 17.7 per cent. As Diagram 4 shows, the number of offences cleared by police involving juveniles and the number of charges heard in Children's Courts have increased significantly over recent years.

Diagram 4 - Appearances, Charges, and Children Dealt With by Children's Courts and Offences Involving Juveniles Cleared by Police, Queensland, 1979-80 to 1984-85



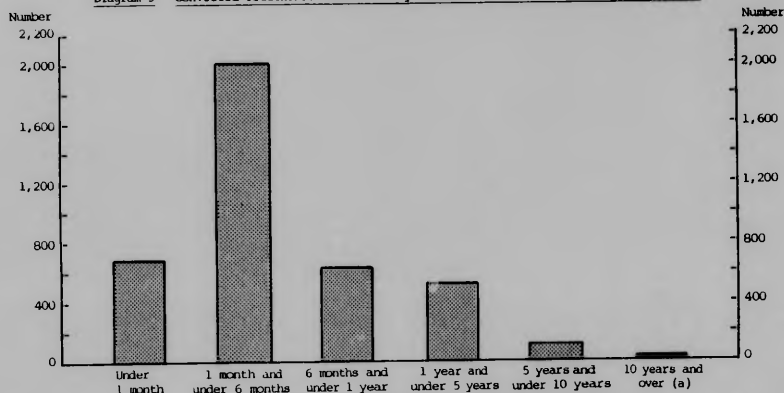
## Prison Admissions and Confinements

At 30 June 1985 there were 1,787 convicted prisoners in custody, which was 5.4 per cent above the figure for the previous year. This represents a rate of 70 prisoners per 100,000 estimated resident population, compared to 68 per 100,000 at 30 June 1984.

Admissions to prison fell slightly in 1984-85 to 3,994, a drop of 1.0 per cent over the 1983-84 figure. Approximately 55.7 per cent of admissions to prison in 1984-85 were for theft, breaking and entering, and driving and traffic offences.

The duration of sentence imposed on convicted prisoners admitted to prison during 1984-85 is illustrated in the following diagram.

Diagram 5 - Convicted Prisoners: Admissions by Duration of Sentence, Queensland, 1984-85



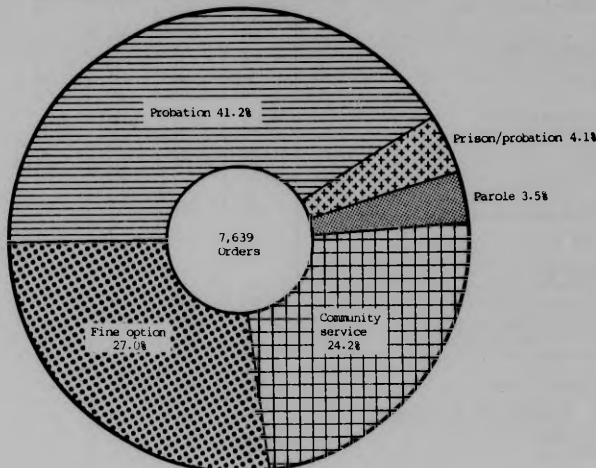
(a) Including life and habitual criminals, and those with indefinite durations of sentence.

## Summary of Findings (continued)

## Probation, Parole, and Community Service

At 30 June 1985 there were 7,098 probation, parole, community service, and fine option orders in force. This represents a 16.0 per cent increase on the corresponding figure for the previous year. Orders successfully completed during 1984-85 increased by 48.1 per cent to 5,817 while orders revoked rose to 851 which was more than double the 1983-84 figure. Admissions to orders during the year rose to 7,639, representing an increase of 47.6 per cent over the figure for the previous year. Diagram 6 shows a breakdown of the types of orders issued during 1984-85.

Diagram 6 - Admissions to Orders by Type, Queensland, 1984-85



## 1. SUMMARY

Table 1 - General Crime, Higher, Magistrates, and Children's Courts, and Prisons, Queensland

Particulars	1979-80	1980-81	1981-82	1982-83	1983-84	1984-85
<b>General crime</b>						
Offences reported or becoming known to police	118,051	128,469	138,469	156,658	175,685	180,660
Offences cleared	51	52	53	51	52	51
Juvenile offenders cautioned by police	6,781	7,563	8,096	8,594	8,658	9,617
<b>Higher Courts</b>						
Appearances	1,658	1,917	1,956	2,118	2,639	3,473
Charges heard	2,831	3,150	(a) 6,695	6,715	8,075	11,859
Charges resulting in convictions	72	70	75	72	71	67
<b>Magistrates Courts</b>						
Appearances	134,209	141,262	156,366	163,566	167,672	164,794
Charges heard	165,597	168,821	190,537	202,709	212,859	214,837
Charges resulting in summary convictions	66	71	71	73	73	73
<b>Children's Courts</b>						
Appearances (applications)	523	641	704	663	816	843
Appearances (offences)	3,048	3,315	3,567	3,874	3,929	4,180
Charges heard (offences)	6,531	7,323	8,272	9,314	9,294	10,735
Proven offences	94	95	96	94	95	95
<b>Prisons</b>						
Convicted prisoners admitted during year	3,727	3,987	3,875	3,989	4,035	3,994
Convicted prisoners on hand at 30 June	1,582	1,607	1,537	1,558	1,696	1,787

(a) Change in reporting procedures.

## 2. POLICE

Table 2 - Police: Duty and Rank (a), Queensland

Police force, ancillary, and civilian	At 30 June					
	1980	1981	1982	1983	1984	1985
<b>Criminal investigations, plain clothes police, and scientific duties</b> .. .. .	782	842	895	939	999	1,040
Executive officers .. .. .	1	1	1	1	1	3
Inspectors .. .. .	14	14	14	15	15	25
Sergeants .. .. .	186	202	226	225	257	264
Constables (b) .. .. .	475	503	522	562	575	590
Technical and scientific officers .. .. .	106	122	132	136	151	158
<b>Traffic duties</b> .. .. .	245	277	303	315	315	314
Executive officers .. .. .	1	1	1	1	1	1
Inspectors .. .. .	3	3	3	3	3	3
Sergeants .. .. .	61	68	72	85	81	81
Constables (b) .. .. .	180	205	227	226	230	229
<b>Other special and general duties</b> .. .. .	2,986	3,212	3,129	3,253	3,365	3,421
Executive officers .. .. .	21	19	20	20	22	31
Inspectors .. .. .	83	89	88	96	96	92
Sergeants .. .. .	775	831	816	853	896	884
Constables (b) .. .. .	2,107	2,273	2,205	2,284	2,351	2,414
<b>Not allocated</b> .. .. .	374	223	216	362	220	216
Executive officers whose duties extend beyond one branch .. .. .	7	7	7	7	7	7
Trainees and cadets (c) .. .. .	367	216	209	355	213	209
<b>Total police force</b> .. .. .	30	28	29	29	31	35
Executive officers .. .. .	100	106	105	114	114	120
Inspectors .. .. .	1,022	1,101	1,114	1,163	1,234	1,229
Sergeants .. .. .	2,762	2,981	2,954	3,072	3,156	3,233
Sergeants 3rd Class/Constables (b) .. .. .	106	122	132	136	151	158
Technical and scientific officers .. .. .	367	216	209	355	213	209
Trainees and cadets (c) .. .. .						
<b>Total police force</b> .. .. .	4,387	4,554	4,543	4,869	4,899	4,984
<b>Sworn-in officers (d) per 100,000 population (e)</b> .. .. .	177	185	179	183	187	188
<b>Ancillary (f): Full-time</b> .. .. .	20	19	17	16	17	17
Part-time .. .. .	-	-	-	-	-	-
<b>Civilian (g): Full-time</b> .. .. .	707	712	767	775	841	859
Part-time .. .. .	50	58	57	67	68	70
<b>Total ancillary and civilian</b> .. .. .	777	789	841	858	926	946

(a) Officers performing more than one duty have been allocated to the duty at which most of their time is spent.  
 (b) Excluding Probationary Constables. (c) Including Probationary Constables. (d) Excluding trainees, cadets, and Probationary Constables. (e) Estimated resident population at 30 June. (f) Including driver's licence testing officers and native trackers. (g) Including State Public Service clerks and typists, lecturers, library assistants, cleaners, gardeners, etc.

Table 3 - Police: Strength and Classification, Queensland, at 30 June 1985

Classification	General police		Detectives and plain clothes police		All police		
	Metro. (a)	Country	Metro. (a)	Country	Metro. (a)	Country	Total
Commissioner .. .. .	1	-	-	-	1	-	1
Deputy Commissioner .. .. .	1	-	-	-	1	-	1
Assistant Commissioners .. .. .	5	-	-	-	5	-	5
Superintendents .. .. .	15	10	3	-	18	10	28
Inspectors .. .. .	59	36	21	4	80	40	120
Senior Sergeants .. .. .	69	64	28	8	97	72	169
Sergeants: 1st Class .. .. .	144	141	48	20	192	161	353
2nd Class .. .. .	209	364	86	48	295	412	707
Sergeants 3rd Class/Constables .. .. .	1,248	1,462	317	206	1,565	1,668	3,233
Technical and scientific officers .. .. .	119	39	-	-	119	39	158
Probationary Constables .. .. .	45	-	-	-	45	-	45
Cadets .. .. .	164	-	-	-	164	-	164
<b>Total</b> .. .. .	2,079	2,116	503	286	2,582	2,402	4,984

(a) Including the Police Districts of Brisbane, Fortitude Valley, South Brisbane, Oxley, and Wynnum.

## 3. CRIME

Table 4 - General Crime: Offences Reported or Becoming Known to Police and Offences Cleared, Queensland

Particulars	1979-80	1980-81	1981-82	1982-83	1983-84	1984-85
Homicide						
Reported	137	144	161	157	171	195
Cleared	130	143	157	154	166	190
Serious assault						
Reported	1,228	1,395	1,648	1,638	2,009	2,206
Cleared	1,007	1,130	1,337	1,359	1,590	1,749
Minor assault						
Reported	2,215	2,456	2,651	2,511	2,816	2,955
Cleared	1,648	1,832	1,979	1,751	1,995	2,081
Robbery						
Reported	298	321	390	442	572	544
Cleared	99	107	122	142	194	203
Rape and attempted rape						
Reported	100	121	121	114	137	136
Cleared	76	96	105	99	111	116
Other sexual offences						
Reported	1,275	1,382	1,309	1,523	1,707	1,697
Cleared	803	875	785	897	1,133	1,231
Breaking and entering						
Reported	19,882	23,339	25,545	30,576	30,003	31,905
Cleared	3,955	5,127	5,353	6,286	5,922	6,199
Unlawful use of motor vehicle						
Reported	5,870	6,057	6,569	7,763	8,040	8,767
Cleared	1,723	1,656	1,900	2,168	2,258	2,080
Other stealing						
Reported	40,151	41,862	42,874	49,232	52,318	53,976
Cleared	12,854	13,974	14,721	16,513	16,916	17,900
Receiving and unlawful use of property						
Reported	1,325	1,520	1,542	1,798	1,880	1,750
Cleared	1,325	1,515	1,542	1,798	1,874	1,748
Malicious damage						
Reported	7,925	8,253	9,448	9,685	11,938	13,397
Cleared	2,312	2,199	2,594	2,590	2,907	3,324
Fraud and false pretences						
Reported	8,658	8,026	8,298	10,931	(a) 15,399	14,379
Cleared	6,812	6,385	6,417	7,736	9,161	8,542
Drug offences						
Reported	4,504	5,691	7,519	10,177	12,946	14,119
Cleared	4,502	5,673	7,509	10,158	12,905	14,071
Stock offences						
Reported	524	518	683	401	539	548
Cleared	249	283	490	235	298	344
Drink driving offences						
Reported	16,756	19,409	20,621	20,656	25,242	23,184
Cleared	16,756	19,408	20,621	20,656	25,242	23,184
Disqualified driving						
Reported	1,341	1,621	1,852	2,002	2,343	2,536
Cleared	1,341	1,620	1,852	2,002	2,341	2,535
All other						
Reported	5,862	6,375	7,258	7,052	7,625	8,366
Cleared	4,536	4,920	6,012	5,584	6,023	6,730
<b>Total offences reported</b>	<b>118,051</b>	<b>128,489</b>	<b>138,489</b>	<b>156,658</b>	<b>175,685</b>	<b>180,660</b>
Proportion of offences cleared	51	52	53	51	52	51

(a) Change in reporting procedures. Some incidents occurring in previous years and not tabulated at that time, have also been included.

Table 5 - General Crime (a): Offences Reported or Becoming Known

Police Regions and Districts (b)	General crime: single,							
	Homicide	Serious assault	Minor assault	Robbery	Rape and attempted rape	Other sexual offences	Breaking and entering	Unlawful use of motor vehicle
<u>North Brisbane Region</u> ..	<u>19</u>	<u>389</u>	<u>707</u>	<u>162</u>	<u>24</u>	<u>410</u>	<u>6,892</u>	<u>1,922</u>
Brisbane ..	5	137	309	74	12	134	2,524	742
Fortitude Valley ..	10	145	261	72	5	147	2,834	832
Redcliffe ..	4	106	137	16	7	129	1,526	348
Brisbane Water Police ..	-	1	-	-	-	-	8	-
<u>South Brisbane Region</u> ..	<u>41</u>	<u>400</u>	<u>613</u>	<u>139</u>	<u>20</u>	<u>370</u>	<u>8,580</u>	<u>2,171</u>
Ipawich ..	6	80	131	17	4	59	1,296	351
Oxley ..	7	77	150	21	7	93	2,054	523
South Brisbane ..	25	177	275	87	4	125	4,169	1,090
Wynnum ..	3	66	57	14	5	93	1,061	207
<u>South-Eastern Region</u> ..	<u>29</u>	<u>300</u>	<u>437</u>	<u>118</u>	<u>25</u>	<u>234</u>	<u>6,209</u>	<u>2,155</u>
Beenleigh ..	13	153	174	33	13	115	2,334	836
Gold Coast ..	16	147	263	85	12	119	3,875	1,319
<u>Southern Region</u> ..	<u>15</u>	<u>200</u>	<u>192</u>	<u>13</u>	<u>3</u>	<u>103</u>	<u>1,191</u>	<u>287</u>
Charleville ..	1	27	40	3	2	7	53	26
Dalby ..	2	10	19	-	-	5	134	36
Roma ..	2	22	52	1	-	22	62	21
Toowoomba ..	7	107	56	7	1	39	693	166
Warwick ..	3	34	25	2	-	30	249	38
<u>North Coast Region</u> ..	<u>20</u>	<u>90</u>	<u>153</u>	<u>10</u>	<u>5</u>	<u>126</u>	<u>2,267</u>	<u>523</u>
Bundaberg ..	2	18	37	1	-	45	283	82
Gympie ..	7	25	40	3	1	31	327	97
Maryborough ..	4	11	26	2	3	9	534	66
Sunshine Coast ..	7	36	50	4	1	41	1,123	278
<u>Central Region</u> ..	<u>27</u>	<u>208</u>	<u>235</u>	<u>35</u>	<u>13</u>	<u>199</u>	<u>2,515</u>	<u>670</u>
Longreach ..	4	16	26	-	-	4	57	23
Mackay ..	9	59	77	11	5	66	877	218
Rockhampton ..	4	78	84	18	7	72	867	263
Gladstone ..	10	55	48	6	1	57	714	166
<u>Northern Region</u> ..	<u>21</u>	<u>279</u>	<u>321</u>	<u>39</u>	<u>26</u>	<u>129</u>	<u>2,308</u>	<u>624</u>
Mount Isa ..	5	88	67	5	7	19	428	165
Townsville ..	16	191	254	34	19	110	1,880	459
<u>Far Northern Region</u> ..	<u>23</u>	<u>340</u>	<u>297</u>	<u>28</u>	<u>20</u>	<u>126</u>	<u>1,943</u>	<u>415</u>
Cairns ..	16	305	235	24	15	89	1,640	345
Innisfail ..	1	14	32	2	3	21	163	37
Mareeba ..	6	21	30	2	2	16	140	33
<u>Total offences reported</u> ..	<u>195</u>	<u>2,206</u>	<u>2,955</u>	<u>544</u>	<u>136</u>	<u>1,697</u>	<u>31,905</u>	<u>8,767</u>
Proportion of offences cleared %	97	79	70	37	85	73	19	24
Proportion of cleared offences Involving adults	96	91	88	87	91	89	45	57
Involving juveniles (c)	4	9	12	13	9	11	55	43

(a) Excluding 38,864 minor offences against good order. (b) Boundaries are defined in the Annual Report of the Queensland Police Department. During 1984-85 the Brisbane Water Police was created as a separate district. These

## to Police by Police Region and District, Queensland, 1984-85

selected, and grouped offences									Total	
Other stealing	Receiving and unlawful possession of property	Malicious damage	Fraud and false pretences	Drug offences	Stock offences	Drink driving offences	Dis-qualified driving	All other	Number	Proportion cleared (%)
<u>12,870</u>	<u>395</u>	<u>3,089</u>	<u>4,542</u>	<u>2,716</u>	<u>17</u>	<u>6,014</u>	<u>545</u>	<u>2,027</u>	<u>42,740</u>	<u>52</u>
5,333	144	1,226	2,705	1,111	2	2,596	142	834	18,030	54
4,729	151	1,151	1,368	1,004	2	2,249	230	888	16,078	50
2,796	100	711	469	599	13	1,165	173	304	8,603	54
12	-	1	-	2	-	4	-	1	29	66
<u>11,115</u>	<u>392</u>	<u>3,264</u>	<u>2,477</u>	<u>3,018</u>	<u>49</u>	<u>5,149</u>	<u>590</u>	<u>1,753</u>	<u>40,141</u>	<u>50</u>
2,156	69	583	337	471	37	804	102	243	6,746	48
2,252	89	762	331	485	6	1,321	178	415	8,771	48
4,943	150	1,479	1,479	1,462	4	2,386	233	911	18,999	48
1,764	84	440	330	600	2	638	77	184	5,625	59
<u>9,989</u>	<u>291</u>	<u>2,235</u>	<u>3,015</u>	<u>2,461</u>	<u>32</u>	<u>2,015</u>	<u>220</u>	<u>1,583</u>	<u>31,348</u>	<u>39</u>
3,053	114	943	590	609	22	692	122	407	10,223	42
6,936	177	1,292	2,425	1,852	10	1,323	98	1,176	21,125	37
<u>2,910</u>	<u>136</u>	<u>880</u>	<u>966</u>	<u>542</u>	<u>183</u>	<u>1,437</u>	<u>207</u>	<u>533</u>	<u>9,798</u>	<u>65</u>
112	6	47	45	48	39	115	21	85	677	79
283	11	94	30	80	57	195	26	81	1,063	63
200	17	84	26	64	27	233	35	63	931	79
1,904	90	512	740	273	31	580	92	210	5,508	63
411	12	143	125	77	29	314	33	94	1,619	62
<u>3,941</u>	<u>142</u>	<u>902</u>	<u>792</u>	<u>1,446</u>	<u>66</u>	<u>1,717</u>	<u>193</u>	<u>438</u>	<u>12,831</u>	<u>54</u>
398	22	103	123	207	11	367	45	60	1,804	64
567	23	221	145	149	34	255	28	81	2,034	53
501	25	182	60	83	3	239	20	65	1,833	49
2,475	72	396	464	1,007	18	856	100	232	7,160	53
<u>4,928</u>	<u>180</u>	<u>1,064</u>	<u>974</u>	<u>1,319</u>	<u>95</u>	<u>2,454</u>	<u>297</u>	<u>633</u>	<u>15,846</u>	<u>55</u>
118	1	38	30	50	10	117	19	47	560	73
1,930	59	315	414	565	19	959	93	205	5,901	51
1,936	55	431	288	398	52	1,024	146	249	5,972	57
944	65	280	222	306	14	354	39	132	3,413	57
<u>4,577</u>	<u>127</u>	<u>1,117</u>	<u>1,054</u>	<u>1,094</u>	<u>64</u>	<u>2,647</u>	<u>289</u>	<u>822</u>	<u>15,538</u>	<u>55</u>
636	33	248	173	233	13	603	69	207	2,999	67
3,941	94	869	881	861	51	2,044	220	615	12,539	53
<u>3,646</u>	<u>87</u>	<u>846</u>	<u>559</u>	<u>1,523</u>	<u>42</u>	<u>1,751</u>	<u>195</u>	<u>577</u>	<u>12,418</u>	<u>58</u>
2,949	58	660	421	1,206	6	1,232	134	431	9,766	55
372	17	94	75	191	6	326	33	86	1,473	73
325	12	92	63	126	30	193	28	60	1,179	69
<u>53,976</u>	<u>1,750</u>	<u>13,397</u>	<u>14,379</u>	<u>14,119</u>	<u>548</u>	<u>23,184</u>	<u>2,536</u>	<u>8,366</u>	<u>180,660</u>	<u>51</u>
33	100	25	59	100	63	100	100	80	51	..
57	75	71	93	96	97	100	100	93	83	..
43	25	29	7	4	3	-	-	7	17	..

Figures were previously included in the Brisbane District figures.

(c) Persons under 17 years of age.

Table 6 - Higher Courts: Total Appearances and Appearances Resulting in Conviction by Most Serious Offence Charged, Queensland

Offence	Appearances						Convictions					
	1979-80	1980-81	1981-82	1982-83	1983-84	1984-85	1979-80	1980-81	1981-82	1982-83	1983-84	1984-85
<u>Homicide etc.</u> .. ..	<u>85</u>	<u>89</u>	<u>89</u>	<u>90</u>	<u>101</u>	<u>124</u>	<u>37</u>	<u>32</u>	<u>33</u>	<u>38</u>	<u>43</u>	<u>55</u>
Murder .. ..	24	26	31	24	22	34	10	6	10	6	5	16
Attempted murder .. ..	13	16	13	11	13	18	2	1	1	3	7	3
Manlaughter (excluding driving) .. ..	9	2	5	11	15	17	4	1	4	6	10	10
Driving offences causing death .. ..	37	42	39	44	49	55	20	22	18	23	21	26
Conspiracy to murder .. ..	2	3	1	-	2	-	1	2	-	-	-	-
<u>Assault etc.</u> .. ..	<u>776</u>	<u>478</u>	<u>476</u>	<u>498</u>	<u>564</u>	<u>685</u>	<u>262</u>	<u>288</u>	<u>283</u>	<u>338</u>	<u>380</u>	<u>476</u>
Major assault .. ..	131	178	160	225	244	296	81	113	84	155	150	187
Minor assault .. ..	40	28	46	31	44	45	34	19	29	21	38	31
Rape .. ..	51	59	84	82	77	79	26	36	42	42	46	45
Other sexual offences .. ..	93	125	132	128	164	218	73	93	90	96	127	180
Other violation of persons .. ..	61	48	54	32	35	47	48	27	38	24	19	33
<u>Robbery and extortion</u> .. ..	<u>68</u>	<u>99</u>	<u>99</u>	<u>129</u>	<u>181</u>	<u>175</u>	<u>54</u>	<u>73</u>	<u>71</u>	<u>110</u>	<u>143</u>	<u>135</u>
Robbery .. ..	61	93	96	126	178	171	47	70	69	109	142	133
Extortion .. ..	7	6	3	3	3	4	7	3	2	1	1	2
<u>Fraud and misappropriation</u> .. ..	<u>138</u>	<u>149</u>	<u>210</u>	<u>214</u>	<u>232</u>	<u>324</u>	<u>107</u>	<u>102</u>	<u>149</u>	<u>133</u>	<u>152</u>	<u>211</u>
Embezzlement .. ..	7	10	45	44	61	72	3	5	31	27	44	50
Fraud and forgery .. ..	131	139	165	170	171	252	104	97	118	106	108	161
<u>Theft, breaking and entering, etc.</u> .. ..	<u>692</u>	<u>849</u>	<u>844</u>	<u>899</u>	<u>1,157</u>	<u>1,667</u>	<u>486</u>	<u>563</u>	<u>563</u>	<u>610</u>	<u>774</u>	<u>964</u>
Unlawful use of motor vehicle .. ..	115	108	97	129	158	177	84	63	68	94	116	125
Other stealing .. ..	264	357	291	314	420	734	165	213	155	147	206	287
Receiving .. ..	59	50	105	93	130	177	39	31	72	61	82	101
Unlawful possession of property .. ..	14	6	-	5	2	11	5	3	-	4	1	6
Burglary and housebreaking .. ..	113	127	140	185	241	308	93	105	105	153	192	239
Other breaking and entering .. ..	127	201	211	173	206	260	100	148	163	151	177	206
<u>Property damage</u> .. ..	<u>138</u>	<u>114</u>	<u>111</u>	<u>141</u>	<u>178</u>	<u>227</u>	<u>83</u>	<u>65</u>	<u>61</u>	<u>93</u>	<u>114</u>	<u>123</u>
Arson .. ..	67	46	45	65	65	69	54	36	26	51	41	48
Other property damage .. ..	71	68	66	76	113	158	29	29	35	42	73	75
<u>Driving, traffic, etc.</u> .. ..	<u>20</u>	<u>16</u>	<u>12</u>	<u>17</u>	<u>23</u>	<u>39</u>	<u>11</u>	<u>9</u>	<u>10</u>	<u>12</u>	<u>16</u>	<u>29</u>
Dangerous/negligent driving .. ..	20	16	12	17	23	39	11	9	10	12	16	29
Other driving, traffic, etc. .. ..	-	-	-	-	-	-	-	-	-	-	-	-
<u>Other offences</u> .. ..	<u>141</u>	<u>163</u>	<u>115</u>	<u>130</u>	<u>203</u>	<u>232</u>	<u>100</u>	<u>111</u>	<u>93</u>	<u>100</u>	<u>162</u>	<u>184</u>
Drugs, possession and use of .. ..	37	62	28	18	19	25	29	47	20	16	17	18
Drugs, trafficking .. ..	46	50	45	35	86	78	33	40	41	31	64	67
Drugs, other .. ..	23	15	4	15	22	12	13	7	2	11	18	11
Enforcement of order .. ..	34	32	38	54	65	94	26	13	30	37	54	70
Other offences .. ..	1	4	-	8	11	23	2	4	-	5	9	18
<u>Total</u> .. ..	<u>1,658</u>	<u>1,917</u>	<u>1,956</u>	<u>2,118</u>	<u>2,639</u>	<u>3,473</u>	<u>1,143</u>	<u>1,243</u>	<u>1,263</u>	<u>1,434</u>	<u>1,784</u>	<u>2,177</u>

Table 7 - Higher Courts Appearances: Most Serious Offence Charged by Outcome, Queensland, 1954-55

Offence	Unconvicted						Convicted												Total		
	No true bill etc.		Acquitted		Imprisoned		Community service		Placed on probation		Fined and/or ordered to pay money		Good behaviour bond		Children's Services order		Total				
	M.	F.	M.	F.	M.	F.	M.	F.	M.	F.	M.	F.	M.	F.	M.	F.	M.	F.	P.		
<u>Homicide etc.</u> .. ..	24	4	36	5	36	1	3	-	-	1	10	1	2	-	1	-	52	3	112	12	124
Murder .. ..	5	-	9	4	15	-	-	-	-	-	-	-	-	-	1	-	16	-	30	4	34
Attempted murder ..	5	3	7	-	3	-	-	-	-	-	-	-	-	-	-	-	3	-	15	3	18
Manlaughter (excluding driving)	4	-	2	1	8	1	-	-	1	-	-	-	-	-	-	-	8	2	14	3	17
Manslaughter (driving) ..	-	1	-	-	-	-	-	-	-	-	-	-	-	-	-	-	-	-	1	-	1
Dangerous driving causing death	10	1	17	-	10	-	3	-	-	10	1	2	-	-	-	-	25	1	52	2	54
Conspiracy to murder ..	-	-	-	-	-	-	-	-	-	-	-	-	-	-	-	-	-	-	-	-	-
<u>Assault etc.</u> .. ..	114	7	82	6	210	2	44	5	69	8	60	2	61	1	13	1	457	19	653	32	685
Major assault .. ..	43	7	53	6	69	1	26	5	19	7	28	1	26	1	3	1	171	16	267	29	296
Minor assault .. ..	11	-	3	-	6	-	2	5	4	-	12	-	5	-	2	-	31	-	45	-	45
Rape .. ..	19	-	15	-	43	-	-	-	1	-	-	-	-	-	-	-	45	-	79	-	79
Other sexual offences ..	31	-	7	-	81	1	13	-	40	1	13	1	23	-	7	-	177	3	215	3	218
Other violation of persons	10	-	4	-	11	-	3	-	5	-	7	-	7	-	-	-	33	-	47	-	47
<u>Robbery and extortion</u> ..	28	2	2	1	104	7	4	-	11	-	-	-	1	-	6	2	126	2	163	12	175
Robbery .. ..	27	2	8	1	102	7	4	-	11	-	-	-	1	-	6	2	124	9	159	12	171
Extortion .. ..	1	-	1	-	2	-	-	-	-	-	-	-	-	-	-	-	2	-	4	-	4
<u>Fraud and misappropriation</u> ..	87	11	11	4	64	9	17	3	21	13	27	9	23	14	1	-	163	48	261	63	324
Embezzlement .. ..	20	-	1	1	20	3	4	-	3	6	9	1	2	2	-	-	38	12	59	13	72
Fraud and forgery .. ..	67	11	10	3	44	6	13	3	18	7	28	8	21	12	1	-	125	36	202	50	252
<u>Theft, breaking and entering, etc.</u>	424	177	85	17	226	15	153	15	220	21	84	11	100	22	17	-	870	94	1,979	298	1,667
Unlawful use of motor vehicle ..	36	3	11	-	43	-	26	3	31	1	7	-	11	2	1	-	119	6	168	9	177
Other stealing .. ..	234	156	43	12	29	11	45	9	47	16	44	11	53	17	4	-	223	64	500	234	734
Receiving .. ..	52	9	12	3	29	2	12	2	24	3	11	-	14	3	1	-	91	10	155	22	177
Unlawful possession of property	4	-	1	-	2	-	-	-	2	-	2	-	-	-	-	-	6	-	11	-	11
Burglary and housebreaking ..	49	7	11	2	113	2	32	-	56	8	10	-	12	-	6	-	229	10	289	19	308
Other breaking and entering ..	47	-	7	-	80	-	37	1	60	3	10	-	10	-	5	-	202	4	256	4	260
<u>Property damage</u> .. ..	64	10	29	1	22	1	26	2	21	5	13	1	16	1	5	-	113	10	206	21	227
Arson .. ..	13	1	7	-	16	1	8	-	11	4	1	-	2	-	5	-	43	5	63	6	69
Other property damage ..	51	9	22	1	6	-	18	2	20	1	12	1	14	1	-	-	70	5	143	15	158
<u>Driving, traffic, etc.</u> ..	4	1	5	-	2	-	4	-	1	-	13	-	2	-	-	-	29	-	38	1	39
Dangerous/negligent driving ..	4	1	5	-	9	-	4	-	1	-	13	-	2	-	-	-	29	-	38	1	39
Other driving, traffic, etc. ..	-	-	-	-	-	-	-	-	-	-	-	-	-	-	-	-	-	-	-	-	-
<u>Other offences</u> .. ..	27	9	12	-	112	12	5	1	11	3	28	1	2	1	-	-	166	18	205	27	232
Drugs, possession and use of ..	4	3	-	-	12	-	-	-	1	4	-	-	1	-	-	-	17	1	21	4	25
Drugs, trafficking .. ..	6	1	4	-	54	6	-	-	3	1	1	-	2	-	-	-	60	7	70	8	78
Drugs, other .. ..	-	-	1	-	7	1	1	-	1	-	1	-	1	-	-	-	9	2	10	2	12
Enforcement of order .. ..	13	4	7	-	30	5	4	1	8	1	8	-	5	-	-	-	63	7	83	11	94
Other offences .. ..	4	1	-	-	2	-	-	-	-	-	14	1	1	-	-	-	17	1	21	2	23
<u>Total</u> .. ..	772	221	269	34	854	47	256	26	364	61	245	25	214	39	43	3	1,976	201	3,017	456	3,473

M. Maleu. F. Females. P. Persons.

Table 8 - Higher Courts Appearances: Offence with Most Serious Outcome by Outcome, Queensland, 1984-85

Offence	Unconvicted						Convicted												Total		
	No true Bill etc.		Acquitted		Imprisoned		Community service		Placed on probation		Fined and/or ordered to pay money		Good behaviour bond		Children's Services order		Total				
	M.	F.	M.	F.	M.	F.	M.	F.	M.	F.	M.	F.	M.	F.	M.	F.	M.	F.	M.	F.	F.
<u>Homicide etc.</u>	24	4	25	2	41	4	3	-	-	1	10	1	2	-	1	-	57	6	106	12	118
Murder	5	-	4	-	15	-	-	-	-	-	-	-	-	-	1	-	16	-	25	1	26
Attempted murder	5	3	4	-	3	-	-	-	-	-	-	-	-	-	-	-	3	-	12	3	15
Manslaughter (excluding driving)	4	-	2	1	13	4	-	-	-	1	-	-	-	-	-	-	13	5	19	6	25
Manslaughter (driving)	-	-	1	-	-	-	-	-	-	-	-	-	-	-	-	-	-	-	-	-	1
Dangerous driving causing death	10	1	14	-	10	-	3	-	-	-	10	1	2	-	-	-	25	1	49	2	51
Conspiracy to murder	-	-	-	-	-	-	-	-	-	-	-	-	-	-	-	-	-	-	-	-	-
<u>Assault etc.</u>	115	7	65	6	216	3	47	5	69	8	66	2	62	1	13	1	473	20	653	33	686
Major assault	43	7	41	6	72	1	26	5	19	7	28	1	26	1	3	1	174	16	258	29	287
Minor assault	12	-	3	-	9	1	4	-	4	-	1	-	5	-	2	-	42	1	57	1	58
Rape	19	-	10	-	45	-	-	-	1	-	-	-	-	-	1	-	47	-	76	-	76
Other sexual offences	31	-	7	-	81	1	14	-	40	1	13	1	24	-	7	-	179	3	217	3	220
Other violation of persons	10	-	4	-	9	-	3	-	5	-	7	-	7	-	-	-	31	-	45	-	45
<u>Robbery and extortion</u>	29	2	7	1	104	7	4	-	11	-	1	-	1	-	6	2	127	2	163	12	175
Robbery	28	2	6	1	102	7	4	-	11	-	1	-	1	-	6	2	125	9	159	12	171
Extortion	1	-	1	-	2	-	-	-	-	-	-	-	-	-	-	-	2	-	4	-	4
<u>Fraud and misappropriation</u>	87	11	11	4	64	8	17	3	21	13	38	9	23	14	1	-	164	47	262	62	324
Embezzlement	20	-	1	1	19	3	4	-	3	6	9	1	2	2	-	-	37	12	58	13	71
Fraud and forgery	67	11	10	3	45	5	13	3	18	7	29	8	21	12	1	-	127	35	204	49	253
<u>Theft, breaking and entering, etc.</u>	424	177	80	17	300	15	155	15	219	31	84	11	100	22	17	-	875	94	1,379	288	1,667
Unlawful use of motor vehicle	39	3	11	-	44	-	26	3	30	1	7	-	11	2	1	-	119	6	169	9	178
Other stealing	234	158	41	12	32	11	46	9	49	16	44	11	52	17	4	-	227	64	502	234	736
Receiving	51	9	11	3	29	2	13	2	24	3	11	-	15	3	1	-	93	10	155	22	177
Unlawful possession of property	4	-	1	-	2	-	-	-	2	-	2	-	-	-	-	-	6	-	11	-	11
Burglary and housebreaking	49	7	10	2	114	2	32	-	55	8	10	-	12	-	6	-	229	10	289	19	307
Other breaking and entering	47	-	6	-	79	-	38	1	59	3	10	-	10	-	5	-	201	4	254	4	260
<u>Property damage</u>	65	10	29	1	21	1	28	2	31	5	14	1	16	1	5	-	115	10	209	21	230
Araon	13	1	7	-	15	1	8	-	12	4	1	-	2	-	5	-	43	5	63	6	69
Other property damage	52	9	22	1	6	-	20	2	19	1	13	1	14	1	-	-	72	5	146	15	161
<u>Driving, traffic, etc.</u>	4	1	5	-	10	-	5	-	1	-	13	-	2	-	-	-	31	-	40	1	41
Dangerous/negligent driving	4	1	5	-	10	-	5	-	1	-	13	-	2	-	-	-	31	-	40	1	41
Other driving, traffic, etc.	-	-	-	-	-	-	-	-	-	-	-	-	-	-	-	-	-	-	-	-	-
<u>Other offences</u>	28	9	11	-	113	12	5	1	11	3	28	1	2	1	-	-	166	18	205	27	232
Drugs, possession and use of	4	3	-	-	12	1	-	-	1	4	-	1	-	-	-	-	17	2	21	5	26
Drugs, trafficking	7	1	3	-	54	5	-	-	3	1	1	-	2	-	-	-	60	6	70	7	77
Drugs, other	-	-	1	-	7	1	1	-	1	-	1	-	-	1	-	-	9	2	10	2	12
Enforcement of order	13	4	7	-	38	5	4	1	8	1	8	-	5	-	-	-	63	7	83	11	94
Other offences	4	1	-	-	2	-	-	-	-	-	14	1	1	-	-	-	17	1	21	2	23
<u>Total</u>	776	221	233	31	869	50	264	26	363	61	254	25	215	39	43	3	2,008	204	3,017	456	3,473

M. Males. F. Females. P. Persons.

Table 9 - Higher Courts Appearances: Most Serious Offence Charged by Age, Queensland, 1984-85

Offence	Age at date of appearance (years)																								Total		
	Under 18		18		19		20		21-24		25-29		30-39		40-49		50-59		60 and over		Not stated						
	M.	F.	M.	F.	M.	F.	M.	F.	M.	F.	M.	F.	M.	F.	M.	F.	M.	F.	M.	F.	M.	F.	M.	F.	P.		
Homicide etc. ..	8	-	4	-	7	-	5	-	22	2	13	5	21	2	8	1	1	1	3	-	20	1	11	12	124		
Murder ..	3	-	-	-	3	-	1	-	8	-	4	2	4	1	4	-	1	1	1	-	1	-	30	4	34		
Attempted murder ..	3	-	1	-	1	-	-	-	2	-	3	1	2	1	2	1	2	1	-	-	1	-	15	3	18		
Manslaughter (excluding driving) ..	-	-	1	-	1	-	-	-	-	-	3	1	2	1	5	-	1	1	-	-	-	-	-	-	1		
Manslaughter (driving) ..	-	-	-	-	-	-	-	-	-	-	-	-	-	-	-	-	-	-	-	-	-	-	-	-	1		
Dangerous driving causing death	2	-	2	-	2	-	4	-	9	1	3	-	10	-	1	-	-	-	1	-	18	1	52	2	54		
Conspiracy to murder ..	-	-	-	-	-	-	-	-	-	-	-	-	-	-	-	-	-	-	-	-	-	-	-	-	-		
Assault etc. ..	49	2	28	1	27	1	37	1	96	6	66	2	112	8	69	3	30	-	9	1	129	5	663	32	695		
Major assault ..	17	2	12	1	10	1	16	2	40	6	26	2	45	8	23	2	10	-	2	1	66	4	267	29	296		
Minor assault ..	4	-	3	-	1	-	2	-	4	-	3	-	12	-	3	-	1	-	-	-	12	-	45	-	45		
Rape ..	7	-	4	-	6	-	12	-	17	-	9	-	10	-	8	-	18	-	-	-	6	-	79	-	79		
Other sexual offences ..	15	-	7	-	8	-	4	-	1	25	-	22	-	41	-	31	1	18	-	7	-	39	1	215	3	218	
Other violation of persons	6	-	2	-	2	-	3	-	13	-	6	-	5	-	4	-	1	-	-	-	6	-	47	-	47		
Robbery and extortion ..	22	3	14	-	17	-	17	-	44	6	21	-	14	3	2	-	2	-	-	-	10	-	163	12	175		
Robbery ..	22	3	14	-	17	-	17	-	43	6	21	-	12	3	2	-	1	-	-	-	10	-	159	12	171		
Extortion ..	-	-	-	-	-	-	-	-	1	-	-	-	2	-	-	-	1	-	-	-	-	-	4	-	4		
Fraud and misappropriation ..	6	3	2	2	7	1	4	1	20	11	35	4	48	9	28	7	17	1	2	-	82	24	261	63	324		
Embezzlement ..	2	2	-	-	-	-	1	-	3	1	8	1	12	2	8	3	4	-	1	-	20	4	59	13	72		
Fraud and forgery ..	4	1	2	2	7	1	3	1	17	10	27	3	36	7	30	4	13	1	1	-	62	20	202	50	252		
Theft, breaking and entering, etc. ..	142	26	124	16	95	19	93	12	228	32	162	35	159	44	90	21	42	23	12	4	232	46	1,379	288	1,667		
Unlawful use of motor vehicle ..	24	1	16	1	15	1	12	1	30	2	22	1	12	-	7	-	1	-	-	-	29	2	168	9	177		
Other stealing ..	28	16	39	10	20	15	25	9	78	23	40	29	74	36	60	27	33	22	10	4	93	43	500	34	734		
Receiving ..	14	5	11	1	13	2	10	1	19	5	24	3	30	3	6	2	4	-	-	-	24	-	155	22	177		
Unlawful possession of property	1	-	-	-	-	-	1	-	1	-	2	-	1	-	1	-	-	-	-	-	4	-	11	-	11		
Burglary and housebreaking	41	4	33	3	23	-	27	1	55	1	33	2	25	5	9	2	1	1	-	42	-	289	19	308			
Other breaking and entering	34	-	25	1	24	1	18	-	45	1	41	-	17	-	7	-	3	-	2	-	40	1	256	4	260		
Property damage ..	18	1	9	2	18	1	11	-	34	2	22	3	33	4	15	6	4	-	3	-	39	2	206	21	227		
Arson ..	9	-	6	2	6	1	5	-	9	-	7	2	7	1	7	2	-	-	-	-	-	5	-	63	6	69	
Other property damage ..	9	1	3	-	12	-	6	-	25	2	15	1	26	3	8	6	2	-	3	-	34	2	143	15	158		
Driving, traffic, etc. ..	-	-	1	-	1	-	2	-	9	-	3	-	5	-	1	-	-	-	-	-	16	1	38	1	39		
Dangerous/negligent driving	-	-	1	-	1	-	2	-	9	-	3	-	5	-	1	-	-	-	-	-	16	1	38	1	39		
Other driving, traffic, etc. ..	-	-	-	-	-	-	-	-	-	-	-	-	-	-	-	-	-	-	-	-	-	-	-	-	-		
Other offences ..	3	-	5	-	9	-	5	2	29	3	38	8	43	5	15	2	5	-	1	1	52	6	206	27	232		
Drugs, possession and use of	1	-	-	-	1	-	1	-	7	-	5	2	5	2	1	-	-	-	-	-	-	-	21	4	25		
Drugs, trafficking ..	-	-	1	-	1	-	2	1	10	-	21	3	24	2	8	2	1	-	-	-	2	-	70	8	78		
Drugs, other ..	-	-	-	-	-	-	-	-	1	-	4	2	3	-	2	-	-	-	-	-	-	-	10	2	12		
Enforcement of order ..	2	-	4	-	7	-	2	1	11	3	8	1	8	1	-	-	3	-	-	-	38	5	83	11	94		
Other offences ..	-	-	-	-	-	-	-	-	-	-	-	-	3	-	4	-	1	-	1	1	12	1	21	2	23		
Total ..	248	35	187	21	181	22	174	18	482	62	360	57	436	75	238	50	101	25	30	6	580	85	3,017	456	3,473		

M. Males. F. Females. P. Persons.

Table 10 - Higher Courts Charges Heard: Offence by Outcome, Queensland, 1984-85

Offence	Unconvicted				Convicted												Total				
	No true bill etc.		Acquitted		Imprisoned		Community service		Placed on probation		Fined and/or ordered to pay money		Good behaviour bond		Children's Services order					Total	
	M.	F.	M.	F.	M.	F.	M.	F.	M.	F.	M.	F.	M.	F.	M.	F.	M.	F.	P.		
<u>Homicide etc.</u>	41	7	43	5	44	4	3	-	-	1	10	1	2	-	1	-	60	6	144	18	162
Murder .. .. .	7	1	10	4	17	-	-	-	-	-	-	-	-	-	1	-	18	-	35	5	40
Attempted murder .. .. .	17	5	10	-	3	-	-	-	-	-	-	-	-	-	-	-	3	-	30	5	35
Manlaughter (excluding driving)	5	-	3	1	13	4	-	-	-	1	-	-	-	-	-	-	13	5	21	6	27
Manlaughter (driving) .. .. .	-	-	1	-	-	-	-	-	-	-	-	-	-	-	-	-	-	-	1	-	1
Dangerous driving causing death	12	1	19	-	11	-	3	-	-	-	10	1	2	-	-	-	26	1	57	2	59
Conspiracy to murder .. .. .	-	-	-	-	-	-	-	-	-	-	-	-	-	-	-	-	-	-	-	-	-
<u>Assault etc.</u>	345	10	163	8	466	7	67	6	130	11	78	2	93	2	26	2	862	31	1,390	49	1,439
Major assault .. .. .	88	9	87	7	111	2	26	6	28	8	32	1	29	2	7	1	231	20	406	36	442
Minor assault .. .. .	63	-	23	1	49	1	12	-	16	2	23	-	13	-	9	-	122	3	208	4	212
Rape .. .. .	42	-	28	-	62	-	-	-	1	-	-	-	-	-	1	-	64	-	134	-	134
Other sexual offences .. .. .	124	-	35	-	225	4	25	-	81	1	16	1	44	-	7	-	398	6	557	6	563
Other violation of persons .. .. .	28	1	10	-	21	-	4	-	6	-	7	-	7	-	2	2	47	2	85	3	88
<u>Robbery and extortion</u>	61	3	11	1	134	7	5	-	14	-	1	-	1	-	7	2	162	9	234	13	247
Robbery .. .. .	56	3	9	1	130	7	5	-	14	-	1	-	1	-	7	2	158	9	223	13	236
Extortion .. .. .	5	-	2	-	4	-	-	-	-	-	-	-	-	-	-	-	4	-	11	-	11
<u>Fraud and misappropriation</u>	656	160	92	12	791	664	330	304	156	204	190	55	76	35	1	-	1,544	1,262	2,299	1,434	3,733
Embezzlement .. .. .	73	11	10	2	81	304	24	-	31	59	24	4	2	2	-	-	162	369	245	382	627
Fraud and forgery .. .. .	583	149	89	10	710	360	306	304	125	145	166	51	74	33	1	-	1,382	893	2,054	1,052	3,106
<u>Theft, breaking and entering, etc.</u>	1,399	206	197	22	1,800	78	269	22	548	86	207	26	141	26	90	2	3,062	242	4,669	470	5,139
Unlawful use of motor vehicle .. .. .	117	4	18	-	242	4	41	3	59	1	8	-	14	2	19	-	383	10	518	14	532
Other stealing .. .. .	587	172	123	16	340	62	89	13	147	44	135	26	74	21	12	-	797	166	1,507	354	1,861
Receiving .. .. .	101	18	16	4	86	5	17	4	40	5	23	-	19	3	1	-	188	17	305	39	344
Unlawful possession of property	12	-	1	-	12	-	-	-	2	-	-	-	-	-	-	-	16	-	29	-	29
Burglary and housebreaking .. .. .	302	10	23	2	387	7	51	-	161	9	18	-	23	-	17	-	897	16	1,182	28	1,210
Other breaking and entering .. .. .	280	2	16	-	539	-	71	2	139	29	21	-	11	-	41	2	822	33	1,118	35	1,153
<u>Property damage</u>	153	24	64	2	98	8	47	4	64	7	16	1	20	2	14	-	259	22	476	48	524
Arson .. .. .	26	1	10	1	31	1	9	-	17	5	1	-	2	-	7	-	67	6	103	8	111
Other property damage .. .. .	127	23	54	1	67	7	38	4	47	2	15	1	18	2	7	-	192	16	373	40	413
<u>Driving, traffic, etc.</u>	7	1	6	-	18	1	5	-	2	-	15	-	2	-	1	-	43	1	56	2	58
Dangerous/negligent driving .. .. .	7	1	6	-	17	1	5	-	2	-	15	-	2	-	1	-	42	1	55	2	57
Other driving, traffic, etc. .. .. .	-	-	-	-	1	-	-	-	-	-	-	-	-	-	-	-	1	-	1	-	1
<u>Other offences</u>	115	21	25	4	247	63	6	1	26	4	41	1	12	1	-	-	332	70	472	95	567
Drugs, possession and use of .. .. .	30	11	1	3	63	6	-	-	9	1	4	-	1	-	-	-	71	7	108	21	129
Drugs, trafficking .. .. .	22	3	8	1	106	32	-	-	5	1	1	-	2	-	-	-	112	33	142	37	179
Drugs, other .. .. .	10	1	4	-	21	5	2	-	2	-	1	-	1	-	-	-	26	6	40	7	47
Enforcement of order .. .. .	36	5	10	-	51	20	4	1	11	1	18	-	7	-	-	-	91	22	137	27	164
Other offences .. .. .	17	1	2	-	6	-	-	-	1	1	17	1	2	-	-	-	26	2	45	3	48
<u>Total</u>	2,777	432	628	54	3,608	832	732	337	940	315	558	86	347	66	140	7	6,328	1,643	9,790	2,129	11,859

M. Males. F. Females. P. Persons.

Table 11 - Lower Courts: Appearances by Most Serious Offence Charged and Total Charges Heard by Offence, Queensland, 1984-85

Offence	Appearances			Charges heard		
	Magistrates Courts	Children's Courts	Total	Magistrates Courts	Children's Courts	Total
<u>Homicide etc.</u> .. .. .	<u>147</u>	<u>8</u>	<u>155</u>	<u>159</u>	<u>9</u>	<u>168</u>
Murder and attempted murder .. .. .	86	8	94	94	8	102
Manslaughter (excluding driving) .. .. .	12	-	12	13	-	13
Other related offences .. .. .	49	-	49	52	1	53
<u>Assault etc.</u> .. .. .	<u>3,882</u>	<u>215</u>	<u>4,097</u>	<u>6,549</u>	<u>373</u>	<u>6,922</u>
Major assault .. .. .	1,043	55	1,098	1,274	65	1,339
Minor assault .. .. .	2,351	118	2,469	4,126	248	4,374
Rape .. .. .	64	7	71	123	11	134
Other sexual offences .. .. .	253	32	285	743	43	786
Other violation of persons .. .. .	171	3	174	283	6	289
<u>Robbery and extortion</u> .. .. .	<u>177</u>	<u>20</u>	<u>197</u>	<u>238</u>	<u>24</u>	<u>262</u>
Robbery .. .. .	172	20	192	231	24	255
Extortion .. .. .	5	-	5	7	-	7
<u>Fraud and misappropriation</u> .. .. .	<u>2,056</u>	<u>53</u>	<u>2,099</u>	<u>11,340</u>	<u>380</u>	<u>11,720</u>
Embezzlement .. .. .	101	4	105	1,045	39	1,084
Fraud and forgery (including currency) .. .. .	1,955	29	1,984	10,295	341	10,636
<u>Theft, breaking and entering, etc.</u> .. .. .	<u>9,512</u>	<u>2,478</u>	<u>11,990</u>	<u>19,073</u>	<u>6,999</u>	<u>26,052</u>
Unlawful use of motor vehicle .. .. .	985	496	1,481	1,963	1,125	3,088
Other stealing .. .. .	6,158	728	6,886	11,377	2,313	13,690
Receiving and unlawful possession .. .. .	703	140	843	1,378	238	1,616
Burglary and housebreaking .. .. .	813	435	1,248	2,539	1,117	3,656
Other breaking and entering .. .. .	853	679	1,532	1,816	2,196	4,012
<u>Property damage</u> .. .. .	<u>1,414</u>	<u>153</u>	<u>1,567</u>	<u>2,510</u>	<u>593</u>	<u>3,103</u>
Arson .. .. .	55	21	76	82	27	109
Other property damage .. .. .	1,359	132	1,491	2,428	566	2,994
<u>Driving, traffic, etc.</u> .. .. .	<u>93,537</u>	<u>705</u>	<u>94,242</u>	<u>110,347</u>	<u>1,367</u>	<u>111,714</u>
Drink driving etc. .. .. .	20,111	79	20,190	21,634	107	21,741
Dangerous/negligent driving .. .. .	3,296	31	3,327	3,946	95	4,041
Licence offences .. .. .	7,056	393	7,449	10,940	632	11,572
State Transport/Main Roads Act offences .. .. .	18,032	186	18,218	19,976	284	20,219
Other driving, traffic, etc. .. .. .	45,042	16	45,058	53,692	249	54,141
<u>Other offences</u> .. .. .	<u>54,069</u>	<u>568</u>	<u>54,637</u>	<u>64,621</u>	<u>1,000</u>	<u>65,621</u>
Drug offences .. .. .	7,916	186	8,102	12,860	318	13,178
Drunkenness .. .. .	24,002	102	24,104	24,212	116	24,328
Offensive behaviour .. .. .	5,521	144	5,665	7,024	243	7,267
Trespassing .. .. .	276	10	286	379	34	413
Other vagrancy etc. .. .. .	854	6	840	896	21	917
Firearm offences .. .. .	627	25	652	932	96	1,028
Liquor offences .. .. .	725	55	780	804	75	879
Other .. .. .	14,168	40	14,208	17,514	97	17,611
<u>Total</u> .. .. .	<u>164,794</u>	<u>4,180</u>	<u>168,974</u>	<u>214,837</u>	<u>10,775</u>	<u>225,572</u>

Table 12 - Magistrates Courts: Total Appearances and Appearances Resulting in Summary Convictions by Most Serious Offence Charged, Queensland

Offence	Appearances			Summary convictions		
	1982-83	1983-84	1984-85	1982-83	1983-84	1984-85
<u>Homicide etc.</u> .. .. .	<u>131</u>	<u>113</u>	<u>147</u>	..	..	..
Murder and attempted murder ..	65	58	86	..	..	..
Manslaughter (excluding driving)	11	5	12	..	..	..
Other related offences ..	55	50	49	..	..	..
<u>Assault etc.</u> .. .. .	<u>3,604</u>	<u>3,612</u>	<u>3,882</u>	<u>2,081</u>	<u>1,945</u>	<u>2,019</u>
Major assault .. .. .	855	909	1,043	492	544	601
Minor assault .. .. .	2,293	2,280	2,351	1,427	1,283	1,290
Rape .. .. .	71	55	64	..	..	..
Other sexual offences .. .. .	226	233	253	75	44	40
Other violation of persons ..	159	135	171	87	74	88
<u>Robbery and extortion</u> .. .. .	<u>144</u>	<u>166</u>	<u>177</u>	..	..	..
Robbery .. .. .	140	162	172	..	..	..
Extortion .. .. .	4	4	5	..	..	..
<u>Fraud and misappropriation</u> .. .. .	<u>1,398</u>	<u>1,385</u>	<u>2,056</u>	<u>1,091</u>	<u>1,023</u>	<u>1,621</u>
Embezzlement .. .. .	78	120	101	26	44	39
Fraud and forgery (including currency) ..	1,320	1,265	1,955	1,065	979	1,582
<u>Theft, breaking and entering, etc.</u> .. .. .	<u>9,177</u>	<u>9,176</u>	<u>9,512</u>	<u>7,308</u>	<u>7,118</u>	<u>7,053</u>
Unlawful use of motor vehicle ..	942	1,120	985	743	844	731
Other stealing .. .. .	6,027	5,818	6,158	5,033	4,752	4,801
Receiving and unlawful possession ..	731	705	703	499	509	472
Burglary and housebreaking .. ..	689	677	813	459	411	468
Other breaking and entering .. ..	788	856	853	574	602	581
<u>Property damage</u> .. .. .	<u>1,325</u>	<u>1,353</u>	<u>1,414</u>	<u>1,069</u>	<u>1,102</u>	<u>1,104</u>
Arson .. .. .	51	57	55	..	..	..
Other property damage .. .. .	1,274	1,296	1,359	1,069	1,102	1,104
<u>Driving, traffic, etc.</u> .. .. .	<u>89,802</u>	<u>93,665</u>	<u>93,537</u>	<u>77,229</u>	<u>83,719</u>	<u>84,979</u>
Drink driving etc. .. .. .	18,380	22,350	20,111	18,150	22,157	19,973
Dangerous/negligent driving .. ..	2,502	2,995	3,296	2,399	2,816	3,098
Licence offences .. .. .	5,361	6,216	7,056	5,132	5,924	6,691
State Transport/Main Roads Act offences ..	14,630	14,642	18,032	13,754	13,391	16,933
Other driving, traffic, etc. .. ..	48,929	47,462	45,042	37,834	39,431	38,284
<u>Other offences</u> .. .. .	<u>57,935</u>	<u>58,202</u>	<u>54,069</u>	<u>28,225</u>	<u>26,234</u>	<u>24,165</u>
Drug offences .. .. .	5,963	6,918	7,916	5,697	6,586	7,539
Drunkness .. .. .	27,971	28,225	24,002	5,203	3,123	1,800
Offensive behaviour .. .. .	4,582	4,806	5,521	1,236	1,268	1,424
Trespassing .. .. .	123	168	276	107	144	228
Other vagrancy etc. .. .. .	842	938	834	785	882	804
Firearm offences .. .. .	476	461	627	428	421	540
Liquor offences .. .. .	550	469	725	520	438	662
Other .. .. .	17,478	16,217	14,168	14,249	13,372	11,168
<u>Total</u> .. .. .	<u>163,566</u>	<u>167,672</u>	<u>164,794</u>	<u>117,003</u>	<u>121,141</u>	<u>120,941</u>

Table 13 - Magistrates Courts: Charges Heard and Charges Resulting in Summary Convictions by Offence, Queensland

Offence	Charges heard			Summary convictions		
	1982-83	1983-84	1984-85	1982-83	1983-84	1984-85
<u>Homicide etc.</u> .. .. .	<u>155</u>	<u>126</u>	<u>159</u>	..	..	..
Murder and attempted murder ..	71	65	94	..	..	..
Manslaughter (excluding driving) ..	12	5	13	..	..	..
Other related offences ..	72	56	52	..	..	..
<u>Assault etc.</u> .. .. .	<u>5,484</u>	<u>5,729</u>	<u>6,549</u>	<u>3,111</u>	<u>3,052</u>	<u>3,390</u>
Major assault .. .. .	1,020	1,091	1,274	550	615	675
Minor assault .. .. .	3,640	3,721	4,126	2,343	2,273	2,526
Rape .. .. .	121	129	123	-	-	-
Other sexual offences .. .. .	464	571	743	115	64	70
Other violation of persons ..	299	217	283	103	100	119
<u>Robbery and extortion</u> .. .. .	<u>168</u>	<u>225</u>	<u>238</u>	..	..	..
Robbery .. .. .	162	217	231	..	..	..
Extortion .. .. .	6	8	7	..	..	..
<u>Fraud and misappropriation</u> .. .. .	<u>8,498</u>	<u>9,976</u>	<u>11,340</u>	<u>5,690</u>	<u>5,771</u>	<u>6,130</u>
Embezzlement .. .. .	383	510	1,045	78	126	78
Fraud and forgery (including currency) ..	8,115	9,466	10,295	5,612	5,645	6,052
<u>Theft, breaking and entering, etc.</u> .. .. .	<u>16,722</u>	<u>16,771</u>	<u>19,073</u>	<u>12,473</u>	<u>11,898</u>	<u>12,510</u>
Unlawful use of motor vehicle ..	1,811	2,047	1,963	1,313	1,427	1,292
Other stealing .. .. .	9,820	9,589	11,377	8,162	7,589	8,236
Receiving and unlawful possession ..	1,225	1,382	1,378	793	937	894
Burglary and housebreaking .. ..	1,598	1,490	2,539	699	764	951
Other breaking and entering .. ..	2,268	2,263	1,816	1,286	1,181	1,137
<u>Property damage</u> .. .. .	<u>2,136</u>	<u>2,203</u>	<u>2,510</u>	<u>1,605</u>	<u>1,747</u>	<u>1,773</u>
Arson .. .. .	70	71	82	..	..	..
Other property damage .. .. .	2,066	2,132	2,428	1,605	1,747	1,773
<u>Driving, traffic, etc.</u> .. .. .	<u>103,725</u>	<u>109,501</u>	<u>110,347</u>	<u>89,871</u>	<u>98,459</u>	<u>100,489</u>
Drink driving etc. .. .. .	19,370	23,509	21,634	18,998	23,117	21,296
Dangerous/negligent driving .. ..	2,987	3,597	3,946	2,769	3,320	3,643
Licence offences .. .. .	8,375	10,341	10,940	8,057	9,944	10,442
State Transport/Main Roads Act offences ..	15,899	15,781	19,935	14,907	14,471	18,773
Other driving, traffic, etc. .. ..	57,154	56,313	53,692	45,150	47,607	46,335
<u>Other offences:</u> .. .. .	<u>65,821</u>	<u>68,328</u>	<u>64,621</u>	<u>34,702</u>	<u>34,716</u>	<u>32,754</u>
Drug offences .. .. .	9,139	11,203	12,660	8,565	10,452	11,963
Drunkenness .. .. .	26,204	28,497	24,212	5,349	3,286	1,923
Offensive behaviour .. .. .	5,956	6,340	7,024	2,096	2,178	2,388
Trespassing .. .. .	153	259	379	132	213	317
Other vagrancy etc. .. .. .	928	1,010	896	845	939	852
Firearm offences .. .. .	661	733	932	590	640	793
Liquor offences .. .. .	625	530	804	588	490	732
Other .. .. .	20,156	19,756	17,514	16,535	16,519	13,786
<u>Total</u> .. .. .	<u>202,709</u>	<u>212,859</u>	<u>214,857</u>	<u>147,452</u>	<u>155,643</u>	<u>157,046</u>

Table 14 - Magistrates Courts Appearances: Most Serious

Offence	Total appearances		Type of outcome							
			Discharged or withdrawn		Pill arrested		Committed for sentence or trial		Summarily convicted	
	M.	F.	M.	F.	M.	F.	M.	F.	M.	F.
<u>Homicide etc.</u> .. .. .	<u>133</u>	<u>14</u>	<u>15</u>	<u>1</u>	..	..	<u>118</u>	<u>13</u>	..	..
Murder .. .. .	44	3	1	-	..	..	43	3	..	..
Attempted murder .. .. .	32	7	2	-	..	..	30	7	..	..
Manslaughter .. .. .	10	2	4	-	..	..	6	2	..	..
Other related offences .. .. .	47	2	8	1	..	..	39	1	..	..
<u>Assault etc.</u> .. .. .	<u>3,520</u>	<u>362</u>	<u>291</u>	<u>34</u>	<u>765</u>	<u>103</u>	<u>639</u>	<u>31</u>	<u>1,825</u>	<u>194</u>
Major assault .. .. .	942	101	115	23	14	1	264	25	549	52
Minor assault .. .. .	2,101	250	147	9	750	102	51	2	1,153	137
Rape .. .. .	63	1	6	-	..	..	57	1	..	..
Other sexual offences .. .. .	252	1	11	-	-	-	201	1	40	-
Other violation of persons .. .. .	162	9	12	2	1	-	66	2	83	5
<u>Robbery and extortion</u> .. .. .	<u>164</u>	<u>13</u>	<u>5</u>	-	..	..	<u>159</u>	<u>13</u>	..	..
Robbery .. .. .	159	13	4	-	..	..	155	13	..	..
Extortion and blackmail .. .. .	5	-	1	-	..	..	4	-	..	..
<u>Fraud and misappropriation</u> .. .. .	<u>1,635</u>	<u>421</u>	<u>100</u>	<u>23</u>	<u>17</u>	<u>15</u>	<u>214</u>	<u>66</u>	<u>1,304</u>	<u>317</u>
Embezzlement .. .. .	75	26	9	3	-	-	36	14	30	9
False pretences .. .. .	797	303	41	14	14	14	141	38	601	237
Other fraud etc. .. .. .	763	92	50	6	3	1	37	14	673	71
<u>Theft, breaking and entering, etc.</u> .. .. .	<u>7,003</u>	<u>2,509</u>	<u>306</u>	<u>77</u>	<u>179</u>	<u>137</u>	<u>1,424</u>	<u>336</u>	<u>5,094</u>	<u>1,969</u>
Unlawful use of motor vehicle .. .. .	903	82	30	3	6	3	202	10	665	66
Other stealing .. .. .	3,915	2,243	148	58	156	133	585	277	3,026	1,775
Unlawful possession .. .. .	261	23	62	9	9	1	15	-	175	13
Receiving .. .. .	356	63	20	5	6	-	87	17	243	41
Burglary .. .. .	286	29	13	-	-	-	131	15	142	14
Other breaking and/or entering dwelling .. .. .	452	46	19	-	-	-	156	11	277	35
Breaking, entering, etc. other building .. .. .	830	23	14	2	2	-	248	6	566	15
<u>Property damage</u> .. .. .	<u>1,302</u>	<u>112</u>	<u>88</u>	<u>11</u>	<u>25</u>	<u>1</u>	<u>166</u>	<u>19</u>	<u>1,023</u>	<u>81</u>
Arson .. .. .	50	5	6	-	..	..	44	5	..	..
Other property damage .. .. .	1,252	107	82	11	25	1	122	14	1,023	81
<u>Driving, traffic, etc.</u> .. .. .	<u>82,604</u>	<u>10,933</u>	<u>7,212</u>	<u>1,237</u>	<u>55</u>	<u>12</u>	<u>39</u>	<u>3</u>	<u>75,298</u>	<u>9,681</u>
Drink driving etc. .. .. .	18,584	1,527	126	10	2	-	-	-	18,456	1,517
Dangerous/negligent driving .. .. .	2,861	435	133	18	4	1	39	3	2,665	413
Driving licence offences .. .. .	6,519	537	332	26	-	1	-	-	6,181	510
State Transport/Main Roads Act offences .. .. .	17,126	906	1,035	58	6	-	-	-	16,085	848
Other driving, traffic, etc. .. .. .	37,514	7,528	5,580	1,125	43	10	-	-	31,891	6,393
<u>Other offences</u> .. .. .	<u>46,708</u>	<u>7,361</u>	<u>2,899</u>	<u>658</u>	<u>23,945</u>	<u>2,205</u>	<u>186</u>	<u>21</u>	<u>19,688</u>	<u>4,477</u>
Drug offences .. .. .	6,790	1,126	163	49	33	7	109	16	6,485	1,054
Drunkenness .. .. .	21,737	2,265	165	39	20,082	1,916	-	-	1,490	310
Other offensive behaviour, trespassing, and vagrancy .. .. .	5,402	1,229	103	31	3,762	279	-	-	1,537	919
Firearm etc. offences .. .. .	610	17	71	2	14	-	-	-	525	15
Liquor offences .. .. .	602	123	32	6	25	-	-	-	545	117
Other .. .. .	11,567	2,601	2,355	531	29	3	77	5	9,106	2,062
<u>Total</u> .. .. .	<u>143,069</u>	<u>21,725</u>	<u>10,906</u>	<u>2,041</u>	<u>24,986</u>	<u>2,473</u>	<u>2,945</u>	<u>502</u>	<u>104,232</u>	<u>16,709</u>

(a) Where more than one punishment has been imposed for one appearance, the defendant has been shown under the most

## Offence Charged by Outcome and Punishment, Queensland, 1984-85

## Summary convictions - punishments imposed (a)

Imprisoned		Community service		Placed on probation		Fined and/or ordered to pay money		Fined and licence disqualified or licence disqualified		Bond of good behaviour or recognizance		Convicted not punished	
M.	F.	M.	F.	M.	F.	M.	F.	M.	F.	M.	F.	M.	F.
**	**	**	**	**	**	**	**	**	**	**	**	**	**
**	**	**	**	**	**	**	**	**	**	**	**	**	**
**	**	**	**	**	**	**	**	**	**	**	**	**	**
**	**	**	**	**	**	**	**	**	**	**	**	**	**
**	**	**	**	**	**	**	**	**	**	**	**	**	**
<u>164</u>	<u>3</u>	<u>51</u>	<u>6</u>	<u>107</u>	<u>18</u>	<u>1,298</u>	<u>137</u>	<u>1</u>	<u>-</u>	<u>162</u>	<u>30</u>	<u>12</u>	<u>-</u>
70	1	33	-	35	4	346	33	1	-	64	14	-	-
76	2	40	6	50	12	988	105	-	-	88	14	11	-
**	**	**	**	**	**	**	**	**	**	**	**	**	**
7	-	3	-	18	-	8	-	-	-	4	-	-	-
11	-	5	-	4	2	56	1	-	-	6	2	1	-
**	**	**	**	**	**	**	**	**	**	**	**	**	**
**	**	**	**	**	**	**	**	**	**	**	**	**	**
**	**	**	**	**	**	**	**	**	**	**	**	**	**
<u>62</u>	<u>10</u>	<u>58</u>	<u>19</u>	<u>66</u>	<u>40</u>	<u>1,053</u>	<u>182</u>	<u>2</u>	<u>1</u>	<u>56</u>	<u>61</u>	<u>7</u>	<u>4</u>
-	-	1	2	9	3	18	3	2	1	-	-	-	-
44	8	45	16	50	33	411	131	-	-	45	46	6	3
18	2	12	1	7	4	624	48	-	-	11	15	1	1
<u>680</u>	<u>31</u>	<u>521</u>	<u>103</u>	<u>710</u>	<u>265</u>	<u>2,693</u>	<u>1,203</u>	<u>100</u>	<u>4</u>	<u>379</u>	<u>343</u>	<u>11</u>	<u>10</u>
164	3	70	8	132	13	231	31	40	2	28	9	-	-
169	16	239	79	345	215	1,953	1,137	53	2	281	317	6	9
28	-	10	-	13	4	108	6	-	-	12	3	4	-
14	2	23	4	28	10	148	17	-	-	30	8	-	-
54	-	19	6	32	4	30	3	2	-	4	-	1	1
99	7	44	5	56	15	64	4	1	-	13	4	-	-
152	3	116	1	104	4	179	5	4	-	11	2	-	-
<u>41</u>	<u>2</u>	<u>74</u>	<u>3</u>	<u>81</u>	<u>9</u>	<u>775</u>	<u>58</u>	<u>10</u>	<u>-</u>	<u>36</u>	<u>6</u>	<u>6</u>	<u>3</u>
**	**	**	**	**	**	**	**	**	**	**	**	**	**
41	2	74	3	81	9	775	58	10	-	36	6	6	3
<u>650</u>	<u>17</u>	<u>539</u>	<u>94</u>	<u>19</u>	<u>4</u>	<u>54,055</u>	<u>8,021</u>	<u>19,462</u>	<u>1,505</u>	<u>3</u>	<u>2</u>	<u>70</u>	<u>38</u>
270	7	513	76	3	-	10	2	17,659	1,431	-	1	1	-
24	1	45	2	5	3	2,148	365	456	20	2	-	5	2
545	9	254	14	11	1	4,088	431	1,274	51	-	-	9	4
-	-	10	1	-	-	16,053	847	-	-	1	-	21	-
11	-	17	1	-	-	31,756	6,356	73	3	-	1	34	32
<u>634</u>	<u>43</u>	<u>543</u>	<u>101</u>	<u>380</u>	<u>122</u>	<u>16,614</u>	<u>3,849</u>	<u>10</u>	<u>-</u>	<u>162</u>	<u>48</u>	<u>1,345</u>	<u>314</u>
256	18	461	92	302	115	5,394	800	8	-	60	29	4	-
16	4	-	-	-	-	273	23	-	-	3	-	1,198	283
85	4	19	2	31	2	1,244	675	-	-	56	15	102	21
56	1	26	-	32	1	389	11	-	-	18	1	4	1
3	-	1	-	-	-	539	116	-	-	-	1	2	-
218	16	36	7	15	4	8,775	2,024	2	-	25	2	35	9
2,431	106	2,116	326	1,363	458	76,488	13,450	19,585	1,510	798	490	1,451	369

serious punishment only. M. Males. F. Females.

Table 15 - Magistrates Courts Charges Heard:

Offence	Total charges heard		Type of outcome							
			Discharged or withdrawn		Bail estreated		Committed for sentence or trial		Summarily convicted	
	M.	F.	M.	F.	M.	F.	M.	F.	M.	F.
Homicide etc. .. .. .	145	14	16	1	..	..	129	13	..	..
Murder .. .. .	47	3	1	-	..	..	46	3	..	..
Attempted murder .. .. .	37	7	3	-	..	..	34	7	..	..
Manslaughter .. .. .	11	2	4	-	..	..	7	2	..	..
Other related offences .. .. .	50	2	8	1	..	..	42	1	..	..
Assault etc. .. .. .	5,979	570	541	43	941	133	1,452	49	3,045	345
Major assault .. .. .	1,155	119	157	26	15	1	364	36	819	56
Minor assault .. .. .	3,693	433	296	14	924	132	227	7	2,246	280
Rape .. .. .	122	1	10	-	..	..	112	1	..	..
Other sexual offences .. .. .	742	1	58	-	1	-	613	1	70	-
Other violation of persons .. .. .	267	16	20	3	1	-	136	4	110	9
Robbery and extortion .. .. .	224	14	6	-	..	..	218	14	..	..
Robbery .. .. .	217	14	5	-	..	..	212	14	..	..
Extortion and blackmail .. .. .	7	-	1	-	..	..	6	-	..	..
Fraud and misappropriation .. .. .	8,233	3,107	631	188	100	34	2,781	1,276	4,521	1,609
Embezzlement .. .. .	910	135	15	15	-	-	847	90	48	30
False pretences .. .. .	4,843	1,965	446	37	97	29	1,324	766	2,976	1,133
Other fraud etc. .. .. .	2,480	1,007	370	136	3	5	610	420	1,497	446
Theft, breaking and entering, etc. .. .. .	15,493	3,580	1,080	163	206	149	4,437	528	9,770	2,740
Unlawful use of motor vehicle .. .. .	1,829	134	64	6	15	3	569	14	1,181	111
Other stealing .. .. .	8,304	3,073	599	119	170	144	1,710	399	5,825	3,411
Unlawful possession .. .. .	475	46	87	17	9	1	33	-	346	28
Receiving .. .. .	729	128	68	16	6	1	216	30	439	81
Burglary .. .. .	699	81	42	-	-	-	618	64	239	17
Other breaking and/or entering dwelling .. .. .	1,475	84	196	1	3	-	649	15	627	68
Breaking, entering, etc. other building .. .. .	1,782	34	24	4	3	-	642	6	1,113	24
Property damage .. .. .	2,337	173	162	20	32	2	478	43	1,665	108
Arson .. .. .	76	6	8	1	..	..	68	5	..	..
Other property damage .. .. .	2,261	167	154	19	32	2	410	38	1,665	108
Driving, traffic, etc. .. .. .	97,984	12,363	8,334	1,360	76	22	72	4	89,502	10,987
Drink driving etc. .. .. .	20,044	1,590	308	27	3	-	-	-	19,733	1,563
Dangerous/negligent driving .. .. .	3,494	452	203	19	5	1	71	4	3,215	428
Driving licence offences .. .. .	10,186	754	461	33	2	1	1	-	9,722	720
State Transport/Main Roads Act offences .. .. .	18,912	1,023	1,090	65	7	-	-	-	17,815	958
Other driving, traffic, etc. .. .. .	45,348	8,544	6,272	1,206	59	20	-	-	39,017	7,318
Other offences .. .. .	55,826	8,795	3,551	993	24,466	2,266	493	73	27,316	5,438
Drug offences .. .. .	11,036	1,824	321	101	41	12	355	67	10,319	1,644
Drunkenness .. .. .	21,922	2,290	184	41	20,141	1,923	-	-	1,597	326
Other offensive behaviour, trespassing, and vagrancy .. .. .	6,846	1,453	171	38	4,185	347	1	-	2,489	1,068
Firearm etc. offences .. .. .	901	31	111	5	21	-	2	-	767	26
Liquor offences .. .. .	673	131	38	7	27	-	-	-	608	124
Other .. .. .	14,448	3,066	2,726	806	51	4	135	6	11,536	2,250
<b>Total .. .. .</b>	<b>186,221</b>	<b>28,616</b>	<b>14,521</b>	<b>2,763</b>	<b>25,821</b>	<b>2,626</b>	<b>10,060</b>	<b>2,000</b>	<b>135,819</b>	<b>21,227</b>

(a) Where more than one punishment has been imposed for one charge, the defendant has been shown under the most serious

## Offence by Outcome and Punishment, Queensland, 1984-85

Summary convictions - punishments imposed (a)													
Imprisoned		Community Service		Placed on probation		Fined and/or ordered to pay money		Fined and licence disqualified or licence disqualified		Bond of good behaviour, recognizance		Convicted not punished	
M.	F.	M.	F.	M.	F.	M.	F.	M.	F.	M.	F.	M.	F.
..	..	..	..	..	..	..	..	..	..	..	..	..	..
..	..	..	..	..	..	..	..	..	..	..	..	..	..
..	..	..	..	..	..	..	..	..	..	..	..	..	..
..	..	..	..	..	..	..	..	..	..	..	..	..	..
..	..	..	..	..	..	..	..	..	..	..	..	..	..
307	3	150	22	164	33	2,196	246	2	-	202	40	24	1
89	1	41	-	36	4	384	35	1	-	67	16	1	-
180	2	100	22	91	24	1,727	209	1	-	125	22	22	1
..	..	..	..	..	..	..	..	..	..	..	..	..	..
18	-	4	-	28	-	16	-	-	-	4	-	-	-
20	-	5	-	9	5	69	2	-	-	6	2	1	-
..	..	..	..	..	..	..	..	..	..	..	..	..	..
..	..	..	..	..	..	..	..	..	..	..	..	..	..
..	..	..	..	..	..	..	..	..	..	..	..	..	..
1,019	144	332	213	374	372	2,566	586	6	5	211	271	14	18
-	-	1	13	10	6	31	6	6	5	-	-	-	-
628	44	279	198	323	324	1,582	378	-	-	151	178	13	11
391	100	52	2	41	42	952	202	-	-	60	93	1	7
2,076	125	1,182	191	1,897	512	3,977	1,481	130	4	476	414	32	13
416	4	126	9	257	32	307	43	59	2	36	21	-	-
753	75	628	155	1,161	415	2,858	1,379	61	2	338	373	26	12
61	7	29	-	32	6	204	12	-	-	15	3	5	-
43	10	48	9	75	22	221	32	-	-	52	8	-	-
113	-	29	8	44	5	46	3	2	-	4	-	1	1
339	26	73	5	105	27	92	6	1	-	17	4	-	-
351	3	249	5	243	5	249	6	7	-	14	5	-	-
202	5	131	4	187	14	1,075	75	15	1	46	6	9	3
..	..	..	..	..	..	..	..	..	..	..	..	..	..
202	5	131	4	187	14	1,075	75	15	1	46	6	9	3
1,559	28	1,357	131	50	10	65,577	9,218	20,829	1,558	7	2	123	40
582	11	605	81	9	1	11	2	18,523	1,467	-	1	3	-
69	1	71	3	9	4	2,444	394	614	24	2	-	6	2
769	14	449	26	21	3	6,930	613	1,535	60	1	-	17	4
12	1	49	1	-	-	17,716	956	1	-	1	-	36	-
127	1	183	20	11	2	38,476	7,253	156	7	3	1	61	34
1,396	81	945	164	730	235	22,450	4,523	11	-	217	62	1,567	373
571	46	770	140	578	215	8,301	1,203	9	-	77	37	13	3
19	4	1	-	-	-	294	26	-	-	3	-	1,280	296
158	5	48	12	72	6	1,984	996	-	-	86	18	141	31
95	1	41	-	42	1	555	21	-	-	25	2	9	1
3	-	3	-	-	-	600	123	-	-	-	1	2	-
550	25	82	12	38	13	10,716	2,154	2	-	26	4	122	42
6,559	386	4,097	725	3,402	1,176	97,840	16,129	20,993	1,568	1,159	795	1,769	448

punishment only. M. Males. F. Females. P. Persons.

Table 16 - Magistrates Courts Appearances Resulting in Imprisonment (a): Most Serious Offence by Duration of Sentence, Queensland, 1984-85

Offence	Under 1 week		1 week and under 1 month		1 month and under 3 months		3 months and under 6 months		6 months and under 9 months		9 months and over		Total		
	M.	F.	M.	F.	M.	F.	M.	F.	M.	F.	M.	F.	M.	F.	
	Homicide etc. .. .. .	..	..	..	..	..	..	..	..	..	..	..	..	..	..
Murder .. .. .	..	..	..	..	..	..	..	..	..	..	..	..	..	..	
Attempted murder .. .. .	..	..	..	..	..	..	..	..	..	..	..	..	..	..	
Manslaughter .. .. .	..	..	..	..	..	..	..	..	..	..	..	..	..	..	
Other related offences .. .. .	..	..	..	..	..	..	..	..	..	..	..	..	..	..	
<u>Assault etc. .. .. .</u>	..	..	..	..	..	..	..	..	..	..	..	..	..	..	
Major assault .. .. .	..	..	13	1	54	1	58	-	34	-	5	1	164	3	
Minor assault .. .. .	..	..	3	-	20	-	24	-	20	-	3	1	70	1	
Rape .. .. .	..	..	10	1	30	1	27	-	8	-	1	-	76	2	
Other sexual offences .. .. .	..	..	..	..	..	..	..	..	..	..	..	..	..	..	
Other violation of persons .. .. .	..	..	..	..	2	-	4	-	1	-	-	-	7	-	
.. .. .	..	..	..	..	2	-	3	-	5	-	1	-	11	-	
<u>Robbery and extortion .. .. .</u>	..	..	..	..	..	..	..	..	..	..	..	..	..	..	
Robbery .. .. .	..	..	..	..	..	..	..	..	..	..	..	..	..	..	
Extortion and blackmail .. .. .	..	..	..	..	..	..	..	..	..	..	..	..	..	..	
<u>Fraud and misappropriation .. .. .</u>	..	..	..	..	..	..	..	..	..	..	..	..	..	..	
Embezzlement .. .. .	..	..	1	1	23	3	18	4	12	1	8	1	62	10	
False pretences .. .. .	..	..	..	..	..	..	..	..	..	..	..	..	..	..	
Other fraud etc. .. .. .	..	..	..	..	9	-	5	-	2	1	2	1	18	2	
<u>Theft, breaking and entering, etc. .. .. .</u>	..	..	..	..	..	..	..	..	..	..	..	..	..	..	
Unlawful use of motor vehicle .. .. .	..	..	59	5	170	9	212	12	143	5	90	-	680	31	
Other stealing .. .. .	..	..	3	-	34	-	47	3	51	-	29	-	164	3	
Unlawful possession .. .. .	..	..	28	3	65	7	46	5	17	1	9	-	169	16	
Receiving .. .. .	..	..	8	-	11	-	8	-	1	-	-	-	28	-	
Burglary .. .. .	..	..	1	2	4	-	4	-	3	-	1	-	14	2	
Other breaking and/or entering dwelling .. .. .	..	..	2	-	4	-	28	-	13	-	7	-	54	-	
Breaking, entering, etc. other building .. .. .	..	..	7	-	18	-	26	3	24	4	23	-	99	7	
.. .. .	..	..	10	-	34	2	53	1	34	-	21	-	152	3	
<u>Property damage .. .. .</u>	..	..	..	..	..	..	..	..	..	..	..	..	..	..	
Arson .. .. .	..	..	11	-	18	1	9	1	2	-	1	-	41	2	
Other property damage .. .. .	..	..	..	..	..	..	..	..	..	..	..	..	..	..	
<u>Driving, traffic, etc. .. .. .</u>	..	..	..	..	..	..	..	..	..	..	..	..	..	..	
Drink driving etc. .. .. .	..	..	23	1	111	5	229	6	318	3	121	2	48	-	
Dangerous/negligent driving .. .. .	..	..	15	1	72	4	86	2	65	-	11	-	1	-	
Driving licence offences .. .. .	..	..	..	..	..	..	..	..	..	..	..	..	..	..	
State Transport/Main Roads Act offences .. .. .	..	..	6	-	32	1	135	4	218	2	108	2	46	-	
Other driving, traffic, etc. .. .. .	..	..	2	-	4	-	-	-	4	-	1	-	-	-	
<u>Other offences .. .. .</u>	..	..	..	..	..	..	..	..	..	..	..	..	..	..	
Drug offences .. .. .	..	..	30	5	104	7	219	13	169	15	69	3	43	-	
Drunkenness .. .. .	..	..	3	-	23	-	77	6	82	10	40	2	31	-	
Other offensive behaviour, trespassing, and vagrancy .. .. .	..	..	13	4	3	-	-	-	-	-	-	-	-	16	
Firearm etc. offences .. .. .	..	..	9	1	25	1	34	2	13	-	2	-	2	-	
Liquor offences .. .. .	..	..	-	-	8	-	18	-	17	1	9	-	4	-	
Other .. .. .	..	..	-	-	3	-	-	-	-	-	-	-	-	3	
.. .. .	..	..	5	-	42	6	90	5	57	4	18	1	6	-	
<u>Total .. .. .</u>	..	..	59	6	299	19	713	33	784	35	381	11	195	2	
														2,431	106

(a) Including imprisoned (single, concurrent, and cumulative) (1,440), imprisoned and probation (160), imprisoned and fined or ordered to pay money (111), imprisoned and licence disqualified (810), and imprisoned and other orders (16).  
M. Males. F. Females.

Table 17 - Magistrates Courts Charges Resulting in a Fine (a): Offence by Amount of Fine, Queensland, 1984-85

Offence	Under \$20		\$20 and under \$50		\$50 and under \$100		\$100 and under \$200		\$200 and under \$500		\$500 and over		Total	
	M.	F.	M.	F.	M.	F.	M.	F.	M.	F.	M.	F.	M.	F.
	<u>Homicide etc.</u>													
Murder ..	..	..	..	..	..	..	..	..	..	..	..	..	..	..
Attempted murder ..	..	..	..	..	..	..	..	..	..	..	..	..	..	..
Manslaughter ..	..	..	..	..	..	..	..	..	..	..	..	..	..	..
Other related offences ..	..	..	..	..	..	..	..	..	..	..	..	..	..	..
<u>Assault etc.</u>	8	4	388	58	796	115	526	44	354	21	54	-	2,176	242
Major assault ..	1	-	2	2	23	10	125	7	180	15	39	-	970	34
Minor assault ..	7	4	355	56	755	105	433	37	160	6	11	-	1,721	206
Rape ..	..	..	..	..	..	..	..	..	..	..	..	..	..	..
Other sexual offences ..	..	..	..	..	3	-	7	-	5	-	1	-	16	-
Other violation of persons	-	-	1	-	15	2	31	-	19	-	3	-	69	2
<u>Robbery and extortion</u>	..	..	..	..	..	..	..	..	..	..	..	..	..	..
Robbery ..	..	..	..	..	..	..	..	..	..	..	..	..	..	..
Extortion and blackmail	..	..	..	..	..	..	..	..	..	..	..	..	..	..
<u>Fraud and misappropriation</u>	44	5	274	157	810	234	462	76	715	36	160	2	2,465	510
Embezzlement ..	..	-	-	-	5	-	13	5	5	1	2	1	25	7
False pretences ..	30	-	148	62	589	164	334	63	246	35	157	-	1,504	324
Other fraud etc.	14	5	126	95	216	70	115	8	464	-	1	1	936	179
<u>Theft, breaking and entering, etc.</u>	48	3	420	166	1,356	724	1,347	453	710	61	63	-	3,944	1,407
Unlawful use of motor vehicle ..	..	-	2	-	46	18	116	14	176	5	16	-	356	37
Other stealing ..	46	2	325	162	1,069	687	1,014	416	305	46	27	-	2,786	1,313
Unlawful possession ..	2	1	66	3	100	8	17	-	14	-	4	-	203	12
Receiving ..	-	-	20	1	66	8	66	18	50	5	5	-	207	32
Burglary ..	..	..	..	..	..	..	..	..	..	..	..	..	..	..
Other breaking and/or entering dwelling ..	..	-	3	-	12	3	33	1	42	2	2	-	92	6
Breaking, entering, etc. other building ..	..	-	3	-	59	-	82	4	103	1	7	-	254	5
<u>Property damage</u>	2	-	72	14	355	26	398	15	157	13	24	1	1,009	69
Arson ..	..	..	..	..	..	..	..	..	..	..	..	..	..	..
Other property damage ..	2	-	72	14	355	26	399	15	157	13	24	1	1,009	69
<u>Driving, traffic, etc.</u>	8,419	2,572	18,203	3,282	22,287	2,508	14,900	1,169	17,440	1,058	5,066	165	86,285	10,774
Drink driving etc. ..	..	-	-	-	97	6	3,170	362	11,988	946	3,304	157	18,559	1,471
Dangerous/negligent driving ..	2	-	113	32	1,195	214	1,193	148	506	24	50	-	3,059	418
Driving licence offences	66	21	903	110	2,741	260	2,997	209	860	46	898	27	8,475	673
State Transport/Main Roads Act offences ..	167	20	2,484	310	5,853	409	4,468	195	3,825	17	784	1	17,561	952
Other driving, traffic, etc. ..	8,164	2,531	14,705	2,830	12,391	1,619	3,072	255	261	25	40	-	38,631	7,260
<u>Other offences</u>	674	58	3,892	1,233	4,810	939	4,355	799	6,518	1,322	1,329	97	21,638	4,448
Drug offences ..	2	-	125	41	1,128	224	2,177	327	4,298	557	580	54	8,310	1,203
Drunkness ..	172	10	116	14	6	2	-	-	-	-	-	-	294	26
Other offensive behaviour, trespassing, and vagrancy ..	93	20	870	181	763	93	172	201	82	498	3	2	1,983	995
Firearm etc. offences ..	-	-	30	2	178	9	217	10	127	-	3	-	555	21
Liquor offences ..	59	7	165	22	195	44	134	40	39	9	8	1	600	123
Other ..	348	21	2,586	973	2,600	567	1,659	221	1,972	258	735	40	9,836	2,080
<u>Total</u>	9,195	2,642	23,219	4,910	30,444	4,546	22,059	2,556	25,904	2,511	6,696	285	117,517	17,450

(a) Including fined (107,354), fined and imprisoned (43), fined and ordered to pay money (5,009), fined and licence disqualified (22,555), and fined and placed on good behaviour bond etc. (6). M. Males. F. Females.

Table 16 - Magistrates Courts Appearances: Most Serious

Offence	Brisbane		Moreton		Wide Bay-Burnett		Darling Downs		South-West	
	M.	F.	M.	F.	M.	F.	M.	F.	M.	F.
<u>Homicide etc.</u> .. ..	47	8	20	1	6	-	5	1	1	-
Murder .. ..	16	3	7	-	1	-	-	-	-	-
Attempted murder .. ..	12	4	3	1	2	-	-	-	-	-
Manslaughter .. ..	5	1	2	-	-	-	1	1	-	-
Other related offences .. ..	14	-	8	-	3	-	4	-	1	-
<u>Assault etc.</u> .. ..	1,567	165	255	22	141	15	222	19	114	16
Major assault .. ..	393	37	59	3	29	2	74	7	28	4
Minor assault .. ..	991	125	162	19	92	13	114	10	71	12
Rape .. ..	16	-	2	-	-	-	-	-	5	-
Other sexual offences .. ..	112	1	24	-	12	-	13	-	5	-
Other violation of persons .. ..	55	2	8	-	8	-	21	2	5	-
<u>Robbery and extortion</u> .. ..	93	11	13	-	1	-	6	-	4	-
Robbery .. ..	89	11	13	-	1	-	6	-	4	-
Extortion and blackmail .. ..	4	-	-	-	-	-	-	-	-	-
<u>Fraud and misappropriation</u> .. ..	1,142	240	143	56	32	11	55	17	11	5
Embezzlement .. ..	58	13	2	6	3	-	2	1	-	-
False pretences .. ..	447	180	113	44	23	6	47	12	11	2
Other fraud etc. .. ..	637	47	28	6	6	5	6	4	-	3
<u>Theft, breaking and entering, etc.</u>	3,246	1,494	823	328	316	65	463	153	100	12
Unlawful use of motor vehicle .. ..	378	34	106	8	53	7	33	2	25	4
Other stealing .. ..	1,920	1,355	488	302	173	54	293	131	46	6
Unlawful possession .. ..	132	20	36	-	7	-	25	-	13	-
Receiving .. ..	167	33	39	6	18	-	10	13	3	1
Burglary .. ..	156	19	34	4	3	1	-	1	2	-
Other breaking and/or entering dwelling .. ..	206	22	65	6	18	3	26	5	6	1
Breaking, entering, etc. other building .. ..	287	11	55	2	44	-	76	1	5	-
<u>Property damage</u> .. ..	503	46	112	7	74	5	110	5	40	4
Arson .. ..	23	3	3	-	11	1	-	-	1	-
Other property damage .. ..	480	43	109	7	63	4	110	5	39	4
<u>Driving, traffic, etc.</u> .. ..	41,896	5,973	12,395	2,121	3,076	276	5,120	626	972	44
Drink driving etc. .. ..	9,196	929	1,805	138	827	59	848	66	263	9
Dangerous/negligent driving .. ..	1,121	190	445	63	188	21	239	39	41	4
Driving licence offences .. ..	2,649	185	860	81	421	33	340	42	118	17
State Transport/Main Roads Act offences .. ..	7,285	368	2,594	160	762	54	1,472	52	360	5
Other driving, traffic, etc. .. ..	21,645	4,303	6,681	1,679	878	109	2,221	427	190	9
<u>Other offences</u> .. ..	21,646	4,046	3,905	504	1,999	289	1,661	127	886	68
Drug offences .. ..	2,838	524	1,245	222	318	64	209	18	55	5
Drunkness .. ..	7,612	668	1,290	57	1,056	153	845	61	519	43
Other offensive behaviour, trespassing, and vagrancy .. ..	2,750	774	823	174	192	27	204	22	155	10
Firearm etc. offences .. ..	181	8	43	-	28	1	80	-	36	1
Liquor offences .. ..	101	32	20	5	48	7	76	4	39	7
Other .. ..	8,164	2,040	484	46	357	37	247	22	82	2
<u>Total</u> .. ..	70,140	11,983	17,656	3,039	5,645	661	7,642	948	2,128	149

M. Males. F. Females. P. Persons.

## Offence Charged by Statistical Division of Appearance, Queensland, 1994-95

Fitzroy		Central-West		Mackay		Northern		Far North		North-West		Queensland		
M.	F.	M.	F.	M.	F.	M.	F.	M.	F.	M.	F.	M.	F.	P.
<u>7</u>	<u>2</u>	<u>2</u>	-	<u>9</u>	-	<u>18</u>	-	<u>15</u>	<u>2</u>	<u>2</u>	-	<u>173</u>	<u>14</u>	<u>147</u>
-	-	1	-	5	-	6	-	6	-	2	-	44	3	47
3	1	-	-	1	-	4	-	6	1	1	-	32	7	39
-	-	-	-	-	-	2	-	-	-	-	-	10	2	12
4	1	1	-	3	-	6	-	3	1	-	-	47	2	49
<u>190</u>	<u>16</u>	<u>40</u>	<u>2</u>	<u>96</u>	<u>7</u>	<u>249</u>	<u>18</u>	<u>472</u>	<u>55</u>	<u>174</u>	<u>27</u>	<u>3,520</u>	<u>362</u>	<u>3,882</u>
68	2	8	-	29	-	57	5	140	24	57	17	942	101	1,043
90	14	28	1	40	6	145	12	278	30	90	8	2,101	250	2,351
4	-	-	-	2	-	18	-	12	-	4	1	63	1	64
22	-	1	-	16	-	17	-	18	-	12	-	252	1	253
6	-	3	1	9	1	12	1	24	1	11	1	162	9	171
<u>12</u>	<u>1</u>	-	-	<u>4</u>	-	<u>15</u>	<u>1</u>	<u>8</u>	-	<u>8</u>	-	<u>164</u>	<u>13</u>	<u>177</u>
12	1	-	-	4	-	15	1	7	-	8	-	159	13	172
-	-	-	-	-	-	-	-	1	-	-	-	5	-	5
<u>38</u>	<u>12</u>	<u>2</u>	-	<u>33</u>	<u>8</u>	<u>86</u>	<u>34</u>	<u>74</u>	<u>25</u>	<u>19</u>	<u>2</u>	<u>1,635</u>	<u>421</u>	<u>2,056</u>
1	-	-	-	1	-	3	3	4	3	1	-	75	26	101
27	11	1	-	21	5	58	21	38	20	11	2	797	303	1,100
10	1	1	-	11	3	25	10	32	12	7	1	763	92	855
<u>445</u>	<u>78</u>	<u>41</u>	<u>4</u>	<u>222</u>	<u>51</u>	<u>497</u>	<u>120</u>	<u>606</u>	<u>166</u>	<u>244</u>	<u>28</u>	<u>7,005</u>	<u>2,509</u>	<u>9,512</u>
70	15	11	1	33	4	77	5	82	2	35	-	903	82	985
209	61	22	3	110	45	256	111	306	153	92	22	3,915	2,243	6,158
7	-	2	-	9	-	7	1	19	1	4	1	261	23	284
41	-	-	-	15	2	20	1	30	2	13	5	356	63	419
8	-	-	-	12	-	19	-	18	-	34	4	286	29	315
29	2	1	-	14	-	34	1	40	4	13	2	452	46	498
81	-	5	-	29	-	84	1	111	4	53	4	830	23	853
<u>88</u>	<u>6</u>	<u>10</u>	-	<u>50</u>	<u>2</u>	<u>106</u>	<u>10</u>	<u>161</u>	<u>18</u>	<u>48</u>	<u>9</u>	<u>1,302</u>	<u>112</u>	<u>1,414</u>
3	-	-	-	1	-	4	-	3	-	1	1	50	5	55
85	6	10	-	49	2	102	10	158	18	47	8	1,252	107	1,359
<u>4,734</u>	<u>429</u>	<u>452</u>	<u>17</u>	<u>2,551</u>	<u>192</u>	<u>5,404</u>	<u>610</u>	<u>4,148</u>	<u>463</u>	<u>1,866</u>	<u>181</u>	<u>82,604</u>	<u>10,953</u>	<u>93,537</u>
1,205	56	111	3	635	37	1,704	111	1,468	92	522	27	18,584	1,527	20,111
176	19	19	2	144	15	191	38	245	40	52	4	2,861	435	3,296
453	39	42	2	305	31	542	38	531	41	258	30	6,519	537	7,056
1,279	44	208	7	737	20	1,206	72	863	108	360	16	17,126	906	18,032
1,621	271	72	3	730	90	1,761	351	1,041	182	674	104	37,514	7,528	45,042
<u>2,729</u>	<u>179</u>	<u>331</u>	<u>30</u>	<u>1,463</u>	<u>82</u>	<u>3,741</u>	<u>692</u>	<u>6,415</u>	<u>997</u>	<u>1,932</u>	<u>347</u>	<u>46,708</u>	<u>7,361</u>	<u>54,069</u>
344	22	40	5	274	35	494	94	831	118	142	19	6,790	1,126	7,916
1,759	79	205	13	766	11	1,682	229	4,572	715	1,431	236	21,737	2,265	24,002
293	38	45	5	67	2	272	29	401	79	200	69	5,402	1,229	6,631
47	-	8	-	34	1	68	1	61	3	24	2	610	17	627
33	10	6	1	25	5	181	26	49	22	24	4	602	123	725
253	30	27	6	237	28	1,044	313	501	60	111	17	11,567	2,601	14,168
<u>8,243</u>	<u>723</u>	<u>878</u>	<u>53</u>	<u>4,428</u>	<u>343</u>	<u>10,116</u>	<u>1,485</u>	<u>11,899</u>	<u>1,736</u>	<u>4,294</u>	<u>605</u>	<u>143,069</u>	<u>21,725</u>	<u>164,794</u>

Table 19 - Children's Courts, Queensland

Particulars	1979-80	1980-81	1981-82	1982-83	1983-84	1984-85
<b>Appearances</b>						
Applications for care and control .. .. .	<u>303</u>	<u>368</u>	<u>356</u>	<u>278</u>	<u>254</u>	<u>251</u>
Likely to fall into a life of vice or crime .. .. .	86	153	145	50	34	41
Exposed to moral danger .. .. .	7	7	3	3	6	6
Uncontrollable .. .. .	210	223	208	225	214	204
Applications for care and protection .. .. .	<u>220</u>	<u>253</u>	<u>348</u>	<u>385</u>	<u>562</u>	<u>592</u>
Neglected .. .. .	123	135	255	343	500	478
Other unfit guardianship .. .. .	70	75	52	34	r 44	93
Likely to fall into a life of vice or crime .. .. .	13	28	26	4	-	9
Other .. .. .	14	15	15	4	r 18	12
Outcomes of applications .. .. .	<u>523</u>	<u>641</u>	<u>704</u>	<u>663</u>	<u>816</u>	<u>843</u>
Order refused or revoked .. .. .	43	72	93	129	162	132
Committed into care and control .. .. .	159	157	128	92	92	89
Ordered into care and protection .. .. .	199	214	211	317	404	464
Placed under supervision .. .. .	81	154	143	67	57	65
Placed under protective supervision .. .. .	39	44	69	57	99	92
Other .. .. .	2	-	-	1	2	1
Offences (most serious offence charged) .. .. .	<u>3,048</u>	<u>3,315</u>	<u>3,567</u>	<u>3,874</u>	<u>3,929</u>	<u>4,180</u>
Homicide, assault, etc. .. .. .	186	197	207	187	201	223
Robbery and extortion .. .. .	3	10	1	21	24	20
Fraud and misappropriation .. .. .	57	53	61	22	35	33
Theft, breaking and entering, etc. .. .. .	1,631	1,851	2,116	2,266	2,297	2,478
Unlawful use of motor vehicle .. .. .	463	492	592	441	461	496
Burglary and breaking and entering .. .. .	486	629	705	1,063	1,006	1,114
Other stealing etc. .. .. .	682	730	819	762	830	868
Property damage .. .. .	85	98	103	137	117	153
Driving, traffic, etc. .. .. .	755	700	717	765	738	705
Unlicensed driving .. .. .	436	408	448	471	439	393
Other driving, traffic, etc. .. .. .	319	292	269	294	299	312
Other offences .. .. .	351	406	362	476	517	568
Outcome (most serious offence charged) .. .. .	<u>3,048</u>	<u>3,315</u>	<u>3,567</u>	<u>3,874</u>	<u>3,929</u>	<u>4,180</u>
Discharged or withdrawn .. .. .	151	121	122	111	86	73
Committed for sentence or trial .. .. .	60	64	46	111	96	99
Offence proven - unconvicted .. .. .	2,137	2,438	2,758	2,837	3,032	3,211
Offence proven - convicted .. .. .	700	692	641	815	715	797
<b>Charges heard</b>						
Offences .. .. .	<u>6,531</u>	<u>7,323</u>	<u>8,272</u>	<u>9,314</u>	<u>9,294</u>	<u>10,735</u>
Homicide, assault, etc. .. .. .	233	250	309	319	323	382
Robbery and extortion .. .. .	4	11	1	21	27	24
Fraud and misappropriation .. .. .	126	146	102	151	228	300
Theft, breaking and entering, etc. .. .. .	4,091	4,783	5,630	6,247	6,085	6,989
Unlawful use of motor vehicle .. .. .	825	856	1,122	1,066	1,082	1,125
Burglary and breaking and entering .. .. .	1,761	2,395	2,672	2,993	2,805	3,313
Other stealing etc. .. .. .	1,505	1,532	1,836	2,188	2,198	2,551
Property damage .. .. .	273	246	328	351	395	593
Driving, traffic, etc. .. .. .	1,318	1,297	1,304	1,495	1,380	1,367
Unlicensed driving .. .. .	570	581	620	695	642	632
Other driving, traffic etc. .. .. .	748	716	684	800	738	735
Other offences .. .. .	486	590	598	750	856	1,000
Outcomes .. .. .	<u>6,531</u>	<u>7,323</u>	<u>8,272</u>	<u>9,314</u>	<u>9,294</u>	<u>10,735</u>
Discharged or withdrawn .. .. .	266	213	295	276	225	219
Committed for sentence or trial .. .. .	101	126	91	298	300	304
Offence proven - unconvicted .. .. .	4,864	5,517	6,457	6,966	7,189	8,317
Offence proven - convicted .. .. .	1,300	1,467	1,489	1,774	1,680	1,895
<b>Children dealt with</b>						
Males .. .. .	<u>2,640</u>	<u>2,777</u>	<u>3,056</u>	<u>3,129</u>	<u>3,300</u>	<u>3,525</u>
Females .. .. .	<u>2,248</u>	<u>2,304</u>	<u>2,499</u>	<u>2,593</u>	<u>2,806</u>	<u>2,812</u>
	392	473	557	536	694	713

Table 20 - Children's Courts Appearances (Applications) (a): Type of Application by Outcome, Queensland, 1984-85

Type of application	Order refused		Order revoked		Committed into care and control		Ordered into care and protection		Placed under supervision		Placed under protective supervision		Parents ordered into a recognizance		Other		Total			
	M.	F.	M.	F.	M.	F.	M.	F.	M.	F.	M.	F.	M.	F.	M.	F.	M.	F.	P.	
	<u>Destitute or homeless</u> ..	-	-	-	-	-	-	1	-	-	-	-	-	-	-	-	-	-	1	-
Begging in public place ..	-	-	-	-	-	-	-	-	-	-	-	-	-	-	-	-	-	-	-	-
Abandoned/loitering, no fixed abode ..	-	-	-	-	-	-	1	-	-	-	-	-	-	-	-	-	-	1	-	1
<u>Exposed to moral danger</u> ..	-	1	-	-	-	-	11	8	-	-	2	-	-	-	-	-	-	14	2	23
Exposed to moral danger ..	-	1	-	-	-	-	3	4	-	-	-	-	-	-	-	-	-	3	5	8
Falling in with bad associates ..	-	-	-	-	-	-	-	-	-	-	-	-	-	-	-	-	-	-	-	-
Likely to fall into a life of vice or crime ..	-	-	-	-	-	-	5	1	-	-	3	-	-	-	-	-	-	8	1	9
Living with a person convicted of incest ..	-	-	-	-	-	-	3	3	-	-	-	-	-	-	-	-	-	3	3	6
On licensed etc. premises ..	-	-	-	-	-	-	-	-	-	-	-	-	-	-	-	-	-	-	-	-
Served with liquor on licensed etc. premises ..	-	-	-	-	-	-	-	-	-	-	-	-	-	-	-	-	-	-	-	-
<u>Unfit guardianship</u> ..	26	33	-	2	-	-	200	214	-	-	47	41	-	-	-	-	-	277	290	563
In custody of unfit person ..	-	-	-	-	-	-	8	19	-	-	4	2	-	-	-	-	-	12	21	33
Neglected child ..	26	33	-	2	-	-	168	171	-	-	40	38	-	-	-	-	-	234	244	478
Exposed to physical danger ..	-	-	-	-	-	-	11	13	-	-	2	1	-	-	-	-	-	13	14	27
Guardian guilty of endangering life ..	-	-	-	-	-	-	-	-	-	-	-	-	-	-	-	-	-	-	-	-
Living with unfit person ..	-	-	-	-	-	-	3	5	-	-	1	-	-	-	-	-	-	4	5	9
Deserted by parents ..	-	-	-	-	-	-	9	6	-	-	-	-	-	-	-	-	-	9	6	15
Kept from school by guardian ..	-	-	-	-	-	-	1	-	-	-	-	-	-	-	-	-	-	1	-	1
In need of assistance due to poverty ..	-	-	-	-	-	-	-	-	-	-	-	-	-	-	-	-	-	-	-	-
<u>Truancy</u> ..	-	-	-	-	-	-	-	-	-	-	-	-	-	-	-	-	-	-	-	-
Regularly absents himself from school ..	-	-	-	-	-	-	-	-	-	-	-	-	-	-	-	-	-	-	-	-
<u>Uncontrolled</u> ..	29	31	2	-	43	28	15	6	30	20	-	-	-	-	-	-	-	119	85	204
<u>Criminal misconduct</u> ..	2	1	1	1	11	7	4	4	12	3	-	-	1	-	-	-	-	31	16	47
Falling into vice or crime ..	1	1	1	1	11	3	4	4	11	3	-	-	1	-	-	-	-	29	12	41
Exposed to moral danger ..	1	-	-	-	4	-	-	-	1	-	-	-	-	-	-	-	-	2	4	6
Offender under 10 years ..	-	-	-	-	-	-	-	-	-	-	-	-	-	-	-	-	-	-	-	-
<u>Other orders</u> ..	2	-	-	1	-	-	1	-	-	-	1	-	-	-	-	-	-	4	1	5
Unlawfully engages in street trading ..	-	-	-	-	-	-	-	-	-	-	-	-	-	-	-	-	-	-	-	-
Performs in public without permit ..	-	-	-	-	-	-	-	-	-	-	1	-	-	-	-	-	-	-	-	-
Other ..	2	-	-	1	-	-	1	-	-	-	1	-	-	-	-	-	-	4	1	5
<u>Total</u> ..	59	66	3	4	54	35	232	232	42	23	51	41	1	-	-	-	-	442	401	843

(a) Persons authorised under Sections 49 and 61 of the "Children's Services Act 1965-1982" may apply to the court for care and protection and care and control orders. M. Males. F. Females. P. Persons.

Table 21 - Children's Courts Appearances (Offences) (a):

Offence	Total appearances		Discharged or withdrawn		Committed for sentence or trial		Uncon-			
							Admonished and discharged		Committed into care	
	M.	F.	M.	F.	M.	F.	M.	F.	M.	F.
Homicide etc. .. .. .	8	-	1	-	7	-	-	-	-	-
Murder .. .. .	2	-	-	-	2	-	-	-	-	-
Attempted murder .. .. .	6	-	1	-	5	-	-	-	-	-
Manslaughter .. .. .	-	-	-	-	-	-	-	-	-	-
Other related offences .. .. .	-	-	-	-	-	-	-	-	-	-
<b>Assault etc. .. .. .</b>	<b>175</b>	<b>40</b>	<b>7</b>	<b>4</b>	<b>21</b>	<b>1</b>	<b>86</b>	<b>20</b>	<b>10</b>	<b>4</b>
Major assault .. .. .	44	11	1	1	6	1	20	3	4	2
Minor assault .. .. .	89	29	2	3	4	-	49	17	4	2
Rape .. .. .	7	-	2	-	4	-	-	-	1	-
Other sexual offences .. .. .	32	-	2	-	7	-	16	-	1	-
Other violation of persons .. .. .	3	-	-	-	-	-	1	-	-	-
<b>Robbery and extortion .. .. .</b>	<b>18</b>	<b>2</b>	<b>-</b>	<b>-</b>	<b>13</b>	<b>2</b>	<b>1</b>	<b>-</b>	<b>2</b>	<b>-</b>
Robbery .. .. .	18	2	-	-	13	2	1	-	2	-
Extortion and blackmail .. .. .	-	-	-	-	-	-	-	-	-	-
<b>Fraud and misappropriation .. .. .</b>	<b>19</b>	<b>14</b>	<b>-</b>	<b>1</b>	<b>-</b>	<b>-</b>	<b>13</b>	<b>9</b>	<b>5</b>	<b>1</b>
Embezzlement .. .. .	1	3	-	1	-	-	1	1	-	-
False pretences .. .. .	13	8	-	-	-	-	8	6	4	1
Other fraud etc. .. .. .	5	3	-	-	-	-	4	2	1	-
<b>Theft, breaking and entering, etc. .. .. .</b>	<b>2,195</b>	<b>283</b>	<b>22</b>	<b>10</b>	<b>35</b>	<b>6</b>	<b>1,019</b>	<b>160</b>	<b>365</b>	<b>38</b>
Unlawful use of motor vehicle .. .. .	461	35	5	-	5	1	172	21	99	3
Other stealing .. .. .	589	139	9	4	7	2	326	84	83	15
Unlawful possession .. .. .	11	2	-	-	-	-	4	2	2	-
Receiving .. .. .	107	20	1	1	2	2	55	11	13	3
Burglary and housebreaking .. .. .	389	46	1	-	4	-	193	25	76	10
Breaking, entering, etc. other building	638	41	6	5	15	1	269	17	92	7
<b>Property damage .. .. .</b>	<b>136</b>	<b>17</b>	<b>2</b>	<b>3</b>	<b>15</b>	<b>-</b>	<b>48</b>	<b>7</b>	<b>16</b>	<b>6</b>
Arson .. .. .	19	2	1	1	12	-	2	1	2	-
Other property damage .. .. .	117	15	1	2	3	-	46	6	14	6
<b>Driving, traffic, etc. .. .. .</b>	<b>680</b>	<b>25</b>	<b>8</b>	<b>-</b>	<b>-</b>	<b>-</b>	<b>283</b>	<b>15</b>	<b>3</b>	<b>2</b>
Drink driving etc. .. .. .	74	5	2	-	-	-	18	1	-	1
Dangerous/negligent driving .. .. .	31	-	-	-	-	-	6	-	1	-
Driving licence offences .. .. .	373	20	5	-	-	-	230	14	1	1
State Transport/Main Roads Act offences	186	-	-	-	-	-	119	-	-	-
Other driving, traffic, etc. .. .. .	16	-	1	-	-	-	10	-	1	-
<b>Other offences .. .. .</b>	<b>473</b>	<b>95</b>	<b>13</b>	<b>2</b>	<b>1</b>	<b>-</b>	<b>327</b>	<b>65</b>	<b>22</b>	<b>5</b>
Drug offences .. .. .	165	21	5	-	1	-	111	14	7	1
Drunkennes .. .. .	91	11	-	-	-	-	78	7	-	1
Other offensive behaviour, trespassing, and vagrancy .. .. .	120	40	2	1	-	-	93	29	1	2
Firearm etc. offences .. .. .	25	-	2	-	-	-	15	-	1	-
Liquor offences .. .. .	37	18	-	-	-	-	22	13	-	-
Breach of supervision order .. .. .	12	1	1	-	-	-	1	-	4	1
Other .. .. .	23	4	3	1	-	-	7	2	9	-
<b>Total .. .. .</b>	<b>3,704</b>	<b>476</b>	<b>53</b>	<b>20</b>	<b>90</b>	<b>9</b>	<b>1,877</b>	<b>276</b>	<b>423</b>	<b>56</b>

(a) For criminal matters only. Applications for care and protection and care and control are shown in Table 20.

## Most Serious Offence Charged by Outcome, Queensland, 1984-85

Proven offences																
Victims				Convicted										Total		
Placed under supervision		Other		Imprisoned		Committed		Placed under supervision		Fined and/or restitution		Other		M.	F.	
M.	F.	M.	F.	M.	F.	M.	F.	M.	F.	M.	F.	M.	F.	M.	F.	
-	-	-	-	-	-	-	-	-	-	-	-	-	-	-	-	
-	-	-	-	-	-	-	-	-	-	-	-	-	-	-	-	
-	-	-	-	-	-	-	-	-	-	-	-	-	-	-	-	
-	-	-	-	-	-	-	-	-	-	-	-	-	-	-	-	
19	4	-	-	-	-	11	2	2	-	19	5	-	-	147	35	
4	2	-	-	-	-	7	1	1	-	1	1	-	-	37	9	
11	2	-	-	-	-	2	1	-	-	17	4	-	-	85	26	
-	-	-	-	-	-	-	-	-	-	-	-	-	-	1	1	
4	-	-	-	-	-	-	-	1	-	1	-	-	-	23	-	
-	-	-	-	-	-	2	-	-	-	-	-	-	-	3	-	
1	-	-	-	-	-	1	-	-	-	-	-	-	-	5	-	
1	-	-	-	-	-	1	-	-	-	-	-	-	-	5	-	
-	-	-	-	-	-	-	-	-	-	-	-	-	-	-	-	
1	1	-	-	-	-	-	1	-	1	-	-	-	-	19	13	
-	1	-	-	-	-	-	-	-	-	-	-	-	-	1	2	
1	1	-	-	-	-	-	-	-	-	-	-	-	-	13	8	
-	-	-	-	-	-	-	1	-	-	-	-	-	-	5	3	
427	46	-	-	4	-	231	18	53	4	36	-	5	1	2,140	267	
71	8	-	-	1	-	83	2	12	-	13	-	-	-	451	34	
98	23	-	-	-	-	37	8	12	2	12	-	5	1	975	133	
2	-	-	-	-	-	3	-	-	-	-	-	-	-	11	2	
22	2	-	-	-	-	11	1	-	-	3	-	-	-	104	17	
79	6	-	-	-	-	31	4	5	1	-	-	-	-	384	46	
155	7	-	-	3	-	66	3	24	1	8	-	-	-	617	35	
25	1	-	-	-	-	15	-	6	-	5	-	4	-	119	14	
1	-	-	-	-	-	1	-	-	-	-	-	-	-	6	1	
24	1	-	-	-	-	14	-	6	-	5	-	4	-	113	13	
7	1	1	-	-	-	3	-	1	-	260	6	14	1	672	25	
2	1	-	-	-	-	1	-	1	-	49	2	1	-	72	5	
3	-	-	-	-	-	1	-	-	-	20	-	-	-	31	-	
1	-	-	-	-	-	1	-	-	-	125	4	10	1	368	20	
-	-	1	-	-	-	-	-	-	-	63	-	3	-	186	-	
1	-	-	-	-	-	-	-	-	-	3	-	-	-	15	-	
35	7	3	-	-	-	9	1	1	2	56	12	6	1	459	95	
22	4	1	-	-	-	2	1	1	1	15	-	-	-	159	21	
3	1	1	-	-	-	1	-	-	-	4	2	4	-	91	11	
1	2	1	-	-	-	-	-	-	-	21	6	1	-	118	39	
3	-	-	-	-	-	2	-	-	-	2	-	-	-	23	-	
2	-	-	-	-	-	1	-	-	1	11	3	1	1	37	18	
4	-	-	-	-	-	-	-	-	-	2	-	-	-	11	1	
-	-	-	-	-	-	3	-	-	-	1	1	-	-	20	3	
515	60	4	-	4	-	270	22	63	7	376	23	29	3	3,561	447	

M. Males. F. Females.

Table 22 - Children's Courts Appearances (Offences) (a):

Offence	Age at date of								
	Under 10		10		11		12		
	M.	F.	M.	F.	M.	F.	M.	F.	
<u>Homicide etc.</u> .. .. .	-	-	-	-	-	-	-	-	-
Murder .. .. .	-	-	-	-	-	-	-	-	-
Attempted murder .. .. .	-	-	-	-	-	-	-	-	-
Manslaughter .. .. .	-	-	-	-	-	-	-	-	-
Other related offences .. .. .	-	-	-	-	-	-	-	-	-
<u>Assault etc.</u> .. .. .	-	-	-	-	<u>1</u>	-	-	-	-
Major assault .. .. .	-	-	-	-	-	-	-	-	-
Minor assault .. .. .	-	-	-	-	1	-	-	-	-
Rape .. .. .	-	-	-	-	-	-	-	-	-
Other sexual offences .. .. .	-	-	-	-	-	-	-	-	-
Other violation of persons .. .. .	-	-	-	-	-	-	-	-	-
<u>Robbery and extortion</u> .. .. .	-	-	-	-	-	-	-	-	-
Robbery .. .. .	-	-	-	-	-	-	-	-	-
Extortion and blackmail .. .. .	-	-	-	-	-	-	-	-	-
<u>Fraud and misappropriation</u> .. .. .	-	-	-	-	-	-	-	-	-
Embezzlement .. .. .	-	-	-	-	-	-	-	-	-
False pretences .. .. .	-	-	-	-	-	-	-	-	-
Other fraud etc. .. .. .	-	-	-	-	-	-	-	-	-
<u>Theft, breaking and entering, etc.</u> .. .. .	-	-	<u>12</u>	<u>2</u>	<u>57</u>	<u>3</u>	<u>144</u>	<u>16</u>	
Unlawful use of motor vehicle .. .. .	-	-	-	-	3	-	14	2	
Other stealing .. .. .	-	-	4	-	21	1	54	3	
Unlawful possession .. .. .	-	-	-	-	-	-	-	-	
Receiving .. .. .	-	-	1	-	2	-	4	1	
Burglary and housebreaking .. .. .	-	-	4	2	12	1	28	7	
Breaking, entering, etc. other building .. .. .	-	-	3	-	19	1	44	3	
<u>Property damage</u> .. .. .	-	-	<u>3</u>	-	<u>1</u>	-	<u>5</u>	-	
Arson .. .. .	-	-	3	-	1	-	1	-	
Other property damage .. .. .	-	-	-	-	-	-	4	-	
<u>Driving, traffic, etc.</u> .. .. .	-	-	-	-	-	-	<u>4</u>	-	
Drink driving etc. .. .. .	-	-	-	-	-	-	-	-	
Dangerous/negligent driving .. .. .	-	-	-	-	-	-	-	-	
Driving licence offences .. .. .	-	-	-	-	-	-	3	-	
State Transport/Main Roads Act offences .. .. .	-	-	-	-	-	-	1	-	
Other driving, traffic, etc. .. .. .	-	-	-	-	-	-	-	-	
<u>Other offences</u> .. .. .	-	-	-	-	<u>1</u>	-	<u>4</u>	<u>2</u>	
Drug offences .. .. .	-	-	-	-	-	-	-	-	
Drunkennes .. .. .	-	-	-	-	-	-	-	-	
Other offensive behaviour, trespassing, and vagrancy .. .. .	-	-	-	-	1	-	-	-	
Firearm etc. offences .. .. .	-	-	-	-	-	-	1	-	
Liquor offences .. .. .	-	-	-	-	-	-	-	-	
Breach of supervision order .. .. .	-	-	-	-	-	-	2	1	
Other .. .. .	-	-	-	-	-	-	1	1	
<u>Total</u> .. .. .	-	-	15	2	60	3	157	18	

(a) For criminal matters only. Applications for care and protection and care and control are shown in Table 20.

## Most Serious Offence Charged by Age, Queensland, 1964-65

appearance (years)										Total		
13		14		15		16		17		M.	F.	P.
M.	F.	M.	F.	M.	F.	M.	F.	M.	F.			
<u>3</u>	-	-	-	<u>1</u>	-	<u>4</u>	-	-	-	<u>8</u>	-	<u>8</u>
1	-	-	-	-	-	1	-	-	-	2	-	2
2	-	-	-	1	-	3	-	-	-	6	-	6
-	-	-	-	-	-	-	-	-	-	-	-	-
-	-	-	-	-	-	-	-	-	-	-	-	-
<u>11</u>	<u>4</u>	<u>35</u>	<u>4</u>	<u>46</u>	<u>13</u>	<u>76</u>	<u>19</u>	<u>6</u>	-	<u>175</u>	<u>40</u>	<u>215</u>
5	1	10	3	12	2	15	5	2	-	44	11	55
3	3	11	1	25	11	45	14	4	-	99	29	118
-	-	3	-	2	-	2	-	-	-	7	-	7
3	-	9	-	7	-	13	-	-	-	32	-	32
-	-	2	-	-	-	1	-	-	-	3	-	3
<u>2</u>	-	-	-	<u>6</u>	<u>1</u>	<u>10</u>	<u>1</u>	-	-	<u>18</u>	<u>2</u>	<u>20</u>
2	-	-	-	6	1	10	1	-	-	18	2	20
-	-	-	-	-	-	-	-	-	-	-	-	-
<u>2</u>	<u>1</u>	<u>1</u>	<u>1</u>	<u>4</u>	<u>2</u>	<u>10</u>	<u>10</u>	<u>2</u>	-	<u>19</u>	<u>14</u>	<u>33</u>
-	-	-	1	-	-	1	2	-	-	1	3	4
2	1	1	-	2	1	6	6	2	-	13	8	21
-	-	-	-	2	1	3	2	-	-	5	3	8
<u>390</u>	<u>41</u>	<u>446</u>	<u>52</u>	<u>584</u>	<u>82</u>	<u>637</u>	<u>85</u>	<u>25</u>	<u>2</u>	<u>2,195</u>	<u>383</u>	<u>2,478</u>
56	5	90	8	131	8	164	12	3	-	461	35	496
76	19	126	24	135	46	165	45	8	1	589	139	728
2	-	2	1	4	1	3	-	-	-	11	2	13
17	4	19	4	33	5	28	6	3	-	107	20	127
59	6	82	7	106	11	97	12	1	-	399	46	435
80	7	127	8	175	11	180	10	10	1	638	41	679
<u>25</u>	<u>4</u>	<u>22</u>	<u>4</u>	<u>31</u>	<u>7</u>	<u>42</u>	<u>2</u>	<u>4</u>	-	<u>136</u>	<u>17</u>	<u>153</u>
3	-	5	1	4	-	2	1	-	-	19	2	21
22	4	17	3	30	7	40	1	4	-	117	15	132
<u>7</u>	-	<u>27</u>	<u>1</u>	<u>136</u>	<u>7</u>	<u>408</u>	<u>14</u>	<u>98</u>	<u>3</u>	<u>680</u>	<u>25</u>	<u>705</u>
-	-	1	-	14	1	59	4	-	-	74	5	79
-	-	2	-	5	-	23	-	1	-	31	-	31
5	-	16	1	75	6	209	10	65	3	373	20	393
-	-	8	-	39	-	107	-	31	-	186	-	186
2	-	-	-	3	-	10	-	1	-	16	-	16
<u>13</u>	<u>4</u>	<u>38</u>	<u>9</u>	<u>110</u>	<u>24</u>	<u>293</u>	<u>56</u>	<u>14</u>	-	<u>473</u>	<u>95</u>	<u>568</u>
2	-	12	2	39	4	110	15	2	-	165	21	186
1	-	9	-	22	3	58	8	1	-	91	11	102
2	4	5	3	30	10	81	23	1	-	120	40	160
2	-	5	-	4	-	11	-	2	-	25	-	25
1	-	-	3	6	5	23	10	7	-	37	18	55
1	-	-	-	4	-	5	-	-	-	12	1	13
4	-	7	1	5	2	5	-	1	-	23	4	27
<u>353</u>	<u>54</u>	<u>569</u>	<u>71</u>	<u>921</u>	<u>136</u>	<u>1,480</u>	<u>187</u>	<u>149</u>	<u>5</u>	<u>3,704</u>	<u>476</u>	<u>4,180</u>

M. Males. F. Females. P. Persons.

Table 23 - Children's Courts Charges Heard (a):

Offence	Total charges heard		Discharged or withdrawn		Committed for sentence or trial		Uncom-					
							Admonished and discharged		Committed into care			
	M.	F.	M.	F.	M.	F.	M.	F.	M.	F.		
Homicide etc. .. .. .	9	-	1	-	7	-	-	-	-	-	-	-
Murder .. .. .	2	-	-	-	2	-	-	-	-	-	-	-
Attempted murder .. .. .	6	-	1	-	5	-	-	-	-	-	-	-
Manslaughter .. .. .	-	-	-	-	-	-	-	-	-	-	-	-
Other related offences .. .. .	1	-	-	-	-	-	-	-	-	-	-	-
<u>Assault etc. .. .. .</u>	<u>306</u>	<u>67</u>	<u>13</u>	<u>7</u>	<u>36</u>	<u>2</u>	<u>142</u>	<u>33</u>	<u>19</u>	<u>9</u>		
Major assault .. .. .	54	11	2	1	8	1	24	3	4	2		
Minor assault .. .. .	193	55	7	6	13	-	92	30	13	7		
Rape .. .. .	11	-	2	-	5	-	3	-	1	-		
Other sexual offences .. .. .	43	-	2	-	8	-	22	-	1	-		
Other violation of persons .. .. .	5	1	-	-	2	1	1	-	-	-		
<u>Robbery and extortion .. .. .</u>	<u>22</u>	<u>2</u>	<u>-</u>	<u>-</u>	<u>14</u>	<u>2</u>	<u>4</u>	<u>-</u>	<u>2</u>	<u>-</u>		
Robbery .. .. .	22	2	-	-	14	2	4	-	2	-		
Extortion and blackmail .. .. .	-	-	-	-	-	-	-	-	-	-		
<u>Fraud and misappropriation .. .. .</u>	<u>210</u>	<u>170</u>	<u>-</u>	<u>1</u>	<u>-</u>	<u>-</u>	<u>164</u>	<u>134</u>	<u>8</u>	<u>13</u>		
Embezzlement .. .. .	4	35	-	1	-	-	4	32	-	1		
False pretences .. .. .	179	67	-	-	-	-	138	35	5	12		
Other fraud etc. .. .. .	27	68	-	-	-	-	22	67	3	-		
<u>Theft, breaking and entering, etc. .. .. .</u>	<u>6,319</u>	<u>670</u>	<u>95</u>	<u>34</u>	<u>194</u>	<u>12</u>	<u>2,945</u>	<u>428</u>	<u>1,008</u>	<u>59</u>		
Unlawful use of motor vehicle .. .. .	1,039	86	13	-	36	2	421	54	180	5		
Other stealing .. .. .	1,976	337	38	23	56	2	977	220	304	25		
Unlawful possession .. .. .	35	8	3	3	-	-	16	4	8	-		
Receiving .. .. .	163	32	3	1	2	3	81	21	17	3		
Burglary and housebreaking .. .. .	998	119	6	-	39	-	536	83	170	17		
Breaking, entering, etc. other building .. .. .	2,108	88	32	7	61	5	914	46	329	9		
<u>Property damage .. .. .</u>	<u>547</u>	<u>46</u>	<u>5</u>	<u>3</u>	<u>29</u>	<u>-</u>	<u>267</u>	<u>30</u>	<u>50</u>	<u>9</u>		
Arson .. .. .	25	2	1	1	12	-	8	1	2	-		
Other property damage .. .. .	522	44	4	2	17	-	259	29	48	9		
<u>Driving, traffic, etc. .. .. .</u>	<u>1,322</u>	<u>45</u>	<u>21</u>	<u>-</u>	<u>6</u>	<u>-</u>	<u>672</u>	<u>23</u>	<u>18</u>	<u>3</u>		
Drink driving .. .. .	100	7	2	-	-	-	23	2	2	1		
Dangerous/negligent driving .. .. .	95	-	-	-	5	-	23	-	3	-		
Driving licence offences .. .. .	601	31	7	-	-	-	315	18	9	2		
State Transport/Main Roads Act offences .. .. .	234	-	2	-	-	-	176	-	-	-		
Other driving, traffic, etc. .. .. .	242	7	10	-	-	-	135	3	4	-		
<u>Other offences .. .. .</u>	<u>852</u>	<u>148</u>	<u>33</u>	<u>6</u>	<u>2</u>	<u>-</u>	<u>519</u>	<u>103</u>	<u>52</u>	<u>6</u>		
Drug offences .. .. .	284	34	7	-	2	-	182	25	16	1		
Drunkenness .. .. .	104	12	-	-	-	-	85	8	-	1		
Other offensive behaviour, trespassing, and vagrancy .. .. .	230	68	9	1	-	-	153	50	10	3		
Firearm etc. offences .. .. .	96	-	6	-	-	-	46	-	4	-		
Liquor offences .. .. .	53	22	-	-	-	-	30	16	-	-		
Breach of supervision order .. .. .	12	1	1	-	-	-	1	-	4	1		
Other .. .. .	73	11	10	5	-	-	22	4	18	-		
<u>Total .. .. .</u>	<u>9,587</u>	<u>1,148</u>	<u>168</u>	<u>51</u>	<u>288</u>	<u>16</u>	<u>4,713</u>	<u>751</u>	<u>1,157</u>	<u>99</u>		

(a) For criminal matters only. Applications for care and protection and care and control are shown in Table 20.

## Offence by Outcome, Queensland, 1994-95

Proven offences															
Victim				Convicted										Total	
Placed under supervision		Other		Imprisoned		Committed into care		Placed under supervision		Fined and/or restitution		Other		M.	F.
M.	F.	M.	F.	M.	F.	M.	F.	M.	F.	M.	F.	M.	F.	M.	F.
1	-	-	-	-	-	-	-	-	-	-	-	-	-	1	-
-	-	-	-	-	-	-	-	-	-	-	-	-	-	-	-
-	-	-	-	-	-	-	-	-	-	-	-	-	-	-	-
1	-	-	-	-	-	-	-	-	-	-	-	-	-	1	-
26	5	-	-	-	-	26	4	8	-	36	7	-	-	257	58
5	2	-	-	-	-	9	1	1	-	1	1	-	-	44	9
17	3	-	-	-	-	14	3	3	-	34	6	-	-	173	49
4	-	-	-	-	-	1	-	4	-	1	-	-	-	33	4
-	-	-	-	-	-	2	-	-	-	-	-	-	-	3	-
1	-	-	-	-	-	1	-	-	-	-	-	-	-	8	-
1	-	-	-	-	-	1	-	-	-	-	-	-	-	8	-
-	-	-	-	-	-	-	-	-	-	-	-	-	-	-	-
14	9	-	-	-	-	23	12	1	1	-	-	-	-	210	169
-	-	-	-	-	-	-	-	-	-	-	-	-	-	4	34
12	9	-	-	-	-	23	11	1	-	-	-	-	-	179	67
2	-	-	-	-	-	-	1	-	-	-	-	-	-	27	68
1,225	86	-	-	9	-	624	39	133	9	77	2	9	1	6,030	624
128	17	-	-	4	-	208	6	28	1	20	1	-	-	990	34
354	46	-	-	1	-	158	14	44	5	35	1	9	1	1,882	312
3	1	-	-	-	-	4	-	-	-	1	-	-	-	32	5
37	2	-	-	-	-	14	2	3	-	6	-	-	-	158	28
182	8	-	-	1	-	50	9	14	2	-	-	-	-	953	119
520	12	-	-	3	-	190	8	44	1	15	-	-	-	2,015	76
119	3	-	-	1	-	47	-	10	-	8	-	11	1	513	43
1	-	-	-	-	-	1	-	-	-	-	-	-	-	12	1
118	3	-	-	1	-	46	-	10	-	8	-	11	1	501	42
29	2	1	-	1	-	32	4	6	1	512	11	24	1	1,295	45
2	1	-	-	-	-	2	1	3	-	65	2	1	-	98	7
5	-	-	-	-	-	7	-	-	-	50	-	1	-	89	-
12	-	-	-	1	-	17	3	3	1	223	6	14	1	594	31
-	-	1	-	-	-	2	-	-	-	98	-	5	-	282	-
10	1	-	-	-	-	4	-	-	-	76	3	3	-	232	7
62	10	4	-	-	-	61	2	5	2	106	17	8	2	817	142
32	5	2	-	-	-	10	2	2	1	30	1	1	-	275	34
4	1	1	-	-	-	2	-	-	-	8	2	4	-	104	12
2	4	1	-	-	-	10	-	-	-	44	10	1	-	221	67
15	-	-	-	-	-	20	-	2	-	3	-	-	-	90	-
3	-	-	-	-	-	1	-	-	1	17	4	2	1	53	22
4	-	-	-	-	-	-	-	-	-	2	-	-	-	11	1
2	-	-	-	-	-	18	-	1	-	2	1	-	1	63	6
1,477	115	5	-	11	-	814	61	163	13	739	37	52	5	9,131	1,081

M. Males. F. Females.

Table 24 - Children's Courts: Children Dealt With (a) by Residence and Age, Queensland, 1994-95

8

Statistical division and district of usual residence	Age at date of appearance (years) (b)																	Total	
	Under 1	1	2	3	4	5	6	7	8	9	10	11	12	13	14	15	16		17
Brisbane City .. ..	26	14	11	12	11	8	8	9	10	9	15	29	57	97	126	222	306	26	995
City Core .. ..	14	8	5	3	1	1	1	3	2	2	2	6	10	19	30	41	1	186	
Northern Sector .. ..																			
Inner Suburbs .. ..	3	4	2	4	4	3	1	3	1	2	7	11	9	25	40	38	-	157	
Outer Suburbs .. ..	2	2	-	1	2	4	1	1	1	2	-	11	21	25	40	49	11	173	
Eastern Sector .. ..																			
Inner Suburbs .. ..	1	-	-	-	-	1	1	1	-	3	2	1	5	12	7	14	29	1	77
Outer Suburbs .. ..	2	-	1	2	-	1	-	-	-	2	1	2	9	8	14	27	3	73	
Southern and South-Eastern Sector .. ..																			
Inner Suburbs .. ..	-	-	-	1	1	-	-	-	-	1	2	2	3	10	13	17	2	52	
Outer Suburbs .. ..	-	-	2	-	1	-	-	2	-	3	1	4	7	12	11	34	4	125	
Western and South-Western Sector .. ..																			
Inner Suburbs .. ..	1	-	-	-	1	-	-	-	-	1	1	1	2	2	7	14	1	31	
Outer Suburbs .. ..	2	-	1	1	1	2	2	2	2	1	6	8	20	19	22	44	6	141	
Other Brisbane Statistical Division .. ..	15	7	5	6	5	2	7	6	3	2	8	9	30	57	102	159	186	32	651
Northern Sector .. ..																			
Redcliffe City .. ..	2	1	1	1	1	-	1	1	1	2	2	3	5	10	12	21	24	7	81
Caboolture Shire (part) .. ..	3	-	-	-	1	2	1	-	1	-	-	9	3	5	10	12	-	47	
Pine Rivers Shire (part) .. ..	1	1	-	-	-	-	-	-	-	1	-	-	4	12	18	22	6	72	
Eastern Sector .. ..																			
Redland Shire .. ..	-	-	-	-	1	-	-	-	-	-	-	1	6	6	17	19	-	50	
Southern and South-Eastern Sector .. ..																			
Albert Shire (part) .. ..	-	1	-	1	-	-	1	1	-	-	1	-	3	4	8	6	2	29	
Beaudesert Shire (part) .. ..	-	1	-	-	-	-	-	-	-	-	-	-	-	-	-	-	1	3	
Logan City .. ..	4	3	4	2	4	2	1	-	1	1	6	6	15	21	36	43	5	154	
Western and South-Western Sector .. ..																			
Ipswich City .. ..	5	-	-	2	-	1	1	2	1	2	-	11	19	41	40	51	11	187	
Moreton Shire (part) .. ..	-	-	-	-	-	-	-	-	-	2	-	1	2	5	8	8	1	28	
Brisbane Statistical Division .. ..	40	21	16	18	16	11	15	15	13	11	23	38	95	154	228	381	492	59	1,646
Moreton Statistical Division .. ..	5	3	3	3	3	1	3	3	1	3	5	8	32	50	53	108	9	300	
Wide Bay-Burnett Statistical Division .. ..	1	3	3	-	2	2	2	2	2	-	1	-	16	32	28	33	66	11	212
Darling Downs Statistical Division .. ..	7	2	6	1	2	-	-	-	-	1	-	-	7	12	23	45	7	184	
South-West Statistical Division .. ..	1	-	1	-	3	2	1	-	3	-	5	1	14	30	48	51	90	9	250
Fitzroy Statistical Division .. ..	1	-	1	-	3	2	1	-	3	-	5	1	8	11	18	34	3	13	
Central-West Statistical Division .. ..	-	-	-	-	-	-	-	-	-	-	-	-	-	-	-	-	-	-	
May Statistical Division .. ..	1	1	2	1	3	2	2	2	5	2	7	12	11	26	37	83	8	297	
Northern Statistical Division .. ..	2	2	3	2	3	1	2	6	4	2	5	6	10	12	40	43	54	7	197
Far North Statistical Division .. ..	6	2	1	2	-	2	2	3	1	-	6	5	7	15	22	41	53	2	165
North-West Statistical Division .. ..	2	3	1	3	-	2	2	3	1	1	1	-	7	8	20	30	1	89	
Interstate and untested .. ..	1	-	-	-	-	2	2	3	1	1	1	-	7	8	20	30	1	89	
<b>Total</b> .. ..	<b>67</b>	<b>39</b>	<b>36</b>	<b>31</b>	<b>32</b>	<b>22</b>	<b>31</b>	<b>34</b>	<b>31</b>	<b>27</b>	<b>54</b>	<b>68</b>	<b>177</b>	<b>338</b>	<b>510</b>	<b>772</b>	<b>1,118</b>	<b>118</b>	<b>3,525</b>
Statistical District .. ..																			
Gold Coast (including N.S.W.) .. ..	4	2	3	3	3	-	1	2	1	3	4	4	3	16	24	24	56	6	159
Sunshine Coast .. ..	1	1	-	-	-	1	1	1	-	2	-	-	3	8	11	10	18	1	58
Bundaberg .. ..	-	1	1	-	1	1	1	1	-	2	-	-	4	10	13	15	25	1	74
Rockhampton .. ..	1	-	1	1	1	2	1	1	1	4	2	4	3	9	7	13	21	2	74
Mackay .. ..	2	2	3	2	3	1	1	5	3	2	5	9	8	20	30	68	61	3	228
Townsville .. ..	-	-	-	-	-	-	-	-	-	-	-	-	6	6	22	14	28	2	92
Cairns .. ..	4	-	-	1	-	-	-	1	2	1	2	3	6	6	22	14	28	2	92

- (a) Distinct children. A child who appears on several charges at one time or on several occasions in the year is counted once only in this table.  
 (b) Age at date of first appearance for a child who appears on several occasions in the year.

Table 25 - Prisoners in Confinement, Queensland, 1984-85

Particulars	In prison at beginning of year			Admitted during year (a)			Discharged during year (a) (b)			In prison at end of year		
	M.	F.	P.	M.	F.	P.	M.	F.	P.	M.	F.	P.
<u>Under sentence</u> ..	<u>1,662</u>	<u>34</u>	<u>1,696</u>	<u>3,768</u>	<u>226</u>	<u>3,994</u>	<u>3,704</u>	<u>199</u>	<u>3,903</u>	<u>1,726</u>	<u>61</u>	<u>1,787</u>
<u>From Lower Courts</u>	<u>708</u>	<u>19</u>	<u>727</u>	<u>3,020</u>	<u>180</u>	<u>3,200</u>	<u>3,063</u>	<u>174</u>	<u>3,237</u>	<u>665</u>	<u>25</u>	<u>690</u>
Direct ..	524	16	540	1,875	88	1,961	1,864	86	1,950	533	18	551
In lieu of fine	115	2	117	1,002	85	1,087	1,049	82	1,131	68	5	73
Remand ..	69	1	70	145	7	152	150	6	156	64	2	66
<u>From Higher Courts</u>	<u>954</u>	<u>15</u>	<u>969</u>	<u>748</u>	<u>46</u>	<u>794</u>	<u>641</u>	<u>25</u>	<u>666</u>	<u>1,061</u>	<u>36</u>	<u>1,097</u>
Direct ..	450	9	459	545	32	577	435	21	456	560	20	580
In lieu of fine	3	-	3	3	-	3	5	-	5	1	-	1
Remand ..	501	6	507	200	14	214	201	4	205	500	16	516
<u>Not under sentence</u>	<u>188</u>	<u>4</u>	<u>192</u>	<u>1,641</u>	<u>131</u>	<u>1,772</u>	<u>1,630</u>	<u>122</u>	<u>1,752</u>	<u>199</u>	<u>13</u>	<u>212</u>
On remand ..	143	4	147	1,522	131	1,653	1,513	122	1,635	152	13	165
Other detainees	45	-	45	119	-	119	117	-	117	47	-	47
<u>Total</u> ..	<u>1,850</u>	<u>38</u>	<u>1,888</u>	<u>5,409</u>	<u>357</u>	<u>5,766</u>	<u>5,334</u>	<u>321</u>	<u>5,655</u>	<u>1,925</u>	<u>74</u>	<u>1,999</u>

(a) A prisoner has been counted once for each time he/she was admitted or discharged. No information is available as to distinct persons involved.

(b) Including deaths.

M. Males. F. Females. P. Persons.

Table 26 - Convicted Prisoners in Confinement, Queensland

Convicted prisoners	1979-80	1980-81	1981-82	1982-83	1983-84	1984-85
In prison at beginning of year .. ..	1,583	1,582	1,607	1,537	1,558	1,696
Admitted during year (a) .. ..	3,727	3,987	3,875	3,989	4,075	3,994
Discharged during year (a) (b) .. ..	3,728	3,962	3,945	3,968	3,897	3,903
<u>In prison at end of year</u> .. ..	<u>1,582</u>	<u>1,607</u>	<u>1,537</u>	<u>1,558</u>	<u>1,696</u>	<u>1,787</u>
Males .. ..	1,537	1,564	1,495	1,523	1,662	1,726
Females .. ..	45	43	42	35	34	61
Prisoners per 100,000 estimated resident population (c)	70	69	64	63	68	70

(a) A prisoner has been counted once for each time he/she was admitted or discharged. No information is available as to distinct persons involved.

(b) Including deaths.

(c) At 30 June.

Table 27 - Convicted Prisoners (a) Under Sentence by Offence, Queensland, 1984-85

Offence (b)	In prison at beginning of year (c)			Admitted during year			Discharged during year (d)			In prison at end of year		
	M.	F.	P.	M.	F.	P.	M.	F.	P.	M.	F.	P.
<u>Homicide etc.</u> ..	173	6	179	39	3	42	34	2	36	178	7	185
Murder ..	98	2	100	12	-	12	9	-	9	101	2	103
Attempted murder ..	18	-	18	2	-	2	3	-	3	17	-	17
Manlaughter (excluding driving)	49	4	53	13	2	15	12	2	14	50	4	54
Manlaughter (driving) ..	-	-	-	2	1	3	-	-	-	2	1	3
Dangerous driving, causing death ..	6	-	6	10	-	10	9	-	9	7	-	7
Conspiracy to murder ..	2	-	2	-	-	-	1	-	1	1	-	1
<u>Assault etc.</u> ..	320	2	322	374	7	381	328	8	336	366	1	367
Major assault ..	69	1	70	125	-	125	114	1	115	80	-	80
Minor assault ..	29	1	30	97	6	103	101	7	108	25	-	25
Rape ..	146	-	146	45	-	45	39	-	39	152	-	152
Other sexual offences ..	70	-	70	97	1	98	64	-	64	103	1	104
Other violation of persons ..	6	-	6	10	-	10	10	-	10	6	-	6
<u>Robbery and extortion</u>	178	2	180	97	9	106	87	1	88	188	10	198
Robbery ..	177	2	179	96	9	105	86	1	87	187	10	197
Extortion ..	1	-	1	1	-	1	1	-	1	1	-	1
<u>Fraud, and misappropriation</u> ..	75	4	79	171	24	195	168	18	186	78	10	88
Embezzlement ..	14	-	14	12	2	14	12	1	13	14	1	15
Fraud and forgery	61	4	65	159	22	181	156	17	173	64	9	73
<u>Theft, breaking and entering, etc.</u> ..	427	6	433	905	58	963	890	50	940	442	14	456
Unlawful use of motor vehicle ..	106	1	107	213	9	222	235	10	245	84	-	84
Other stealing ..	79	1	80	223	33	256	227	25	252	75	9	84
Receiving ..	18	-	18	31	4	35	40	3	43	9	1	10
Unlawful possession of property ..	3	-	3	11	1	12	12	1	13	2	-	2
Burglary and house-breaking ..	112	2	114	219	8	227	177	6	183	154	4	158
Other breaking and entering ..	109	2	111	208	3	211	199	5	204	118	-	118
<u>Property damage</u> ..	31	2	33	100	3	103	95	3	98	36	2	38
Arson ..	20	1	21	12	1	13	12	-	12	20	2	22
Other property damage ..	11	1	12	88	2	90	83	3	86	16	-	16
<u>Driving, traffic, etc.</u>	204	3	207	1,222	39	1,261	1,223	39	1,262	203	3	206
Drink driving etc.	63	-	63	490	12	502	503	11	514	50	1	51
Dangerous/negligent driving ..	16	-	16	34	1	35	43	1	44	7	-	7
Licence offences	121	3	124	548	15	563	532	17	549	137	1	138
Other driving, traffic, etc. ..	4	-	4	150	11	161	145	10	155	9	1	10
<u>Other offences</u> ..	254	9	263	860	83	943	879	78	957	235	14	249
Drug offences ..	173	6	179	418	24	442	431	22	453	160	8	168
Drunkenness ..	1	-	1	40	1	41	40	1	41	1	-	1
Other offensive behaviour ..	9	-	9	91	20	111	95	20	115	5	-	5
Enforcement of order ..	68	3	71	240	31	271	248	29	277	60	5	65
Other offences ..	3	-	3	71	7	78	65	6	71	9	1	10
<u>Total</u> ..	1,662	34	1,696	3,768	226	3,994	3,704	199	3,903	1,726	61	1,787

(a) A prisoner has been counted once for each time he/she was admitted or discharged. No information is available as to distinct persons involved. (b) Prisoners who served or who are serving concurrent or cumulative sentences are shown once only against the most serious offence (determined by duration of sentence). (c) Any prisoner convicted for a different offence while serving an existing sentence may be reclassified to that offence. The numbers of individual offences therefore may differ slightly from those shown for prisoners at the end of the previous year.

(d) Including deaths. M. Males. F. Females. P. Persons.

Table 28 - Convicted Prisoners (a) Admitted During Year: Duration of Sentence (b) by Age, Queensland, 1984-85

Duration of sentence	Age at date of admission (years)																				Total		
	Under 18		18		19		20		21-24		25-29		30-39		40-49		50-59		60 and over				
	M.	F.	M.	F.	M.	F.	M.	F.	M.	F.	M.	F.	M.	F.	M.	F.	M.	F.	M.	F.	M.	F.	P.
Under 1 week ..	1	-	2	-	2	-	3	-	7	1	8	1	13	-	4	-	4	-	1	-	45	2	47
1 week and under 1 month ..	6	-	46	5	46	4	43	3	110	17	99	15	122	9	60	10	30	-	11	1	573	64	637
1 month and under 6 months ..	24	-	93	4	109	1	146	6	449	38	425	30	394	30	156	5	64	-	29	-	1,889	114	2,003
6 months and under 1 year ..	8	-	40	-	43	1	39	2	130	6	131	6	137	5	57	3	15	-	6	-	606	23	629
1 year and under 2 years ..	1	-	17	-	13	-	13	-	81	-	60	1	62	3	16	1	4	-	2	-	269	5	274
2 years and under 5 years ..	3	-	14	-	12	-	13	-	56	2	40	5	65	3	23	3	9	-	4	-	239	13	252
5 years and under 10 years ..	-	-	5	-	8	-	11	-	31	2	15	-	21	1	16	-	2	2	1	-	110	5	115
10 years and over	-	-	-	-	1	-	2	-	9	-	4	-	3	-	2	-	1	-	-	-	22	-	22
Life ..	1	-	-	-	2	-	1	-	4	-	2	-	1	-	2	-	1	-	-	-	14	-	14
Indefinite ..	-	-	-	-	-	-	-	-	-	-	-	-	1	-	-	-	-	-	-	-	1	-	1
Habitual criminal	-	-	-	-	-	-	-	-	-	-	-	-	-	-	-	-	-	-	-	-	-	-	-
<u>Total</u> ..	44	-	217	9	236	6	271	11	877	66	784	58	819	51	336	22	130	2	54	1	3,768	226	3,994

(a) A prisoner has been counted once for each time he/she was admitted. No information is available as to distinct persons involved. (b) From 1 July 1984 week-end sentences are no longer a sentencing option in Queensland.

M. Males. F. Females. P. Persons.

Table 29 - Convicted Prisoners Admitted (a) During Year: Offence by Duration of Sentence (b), Queensland, 1984-85

Offence (c)	Duration of sentence																Total		
	Under 1 month		1 month and under 6 months		6 months and under 1 year		1 year and under 5 years		5 years and under 10 years		10 years and over		Life and habitual criminal		Indefinite		M.	F.	P.
	M.	F.	M.	F.	M.	F.	M.	F.	M.	F.	M.	F.	M.	F.					
<b>Homicide etc.</b> ..	-	-	<u>1</u>	-	<u>1</u>	-	<u>14</u>	<u>1</u>	<u>6</u>	<u>2</u>	<u>5</u>	-	<u>11</u>	-	<u>1</u>	-	<u>39</u>	<u>3</u>	<u>42</u>
Murder ..	-	-	-	-	-	-	-	-	-	-	-	-	11	-	1	-	12	-	12
Attempted murder ..	-	-	-	-	-	-	1	-	1	-	-	-	-	-	-	-	2	-	2
Manslaughter (excluding driving) ..	-	-	-	-	-	-	5	-	5	2	3	-	-	-	-	-	13	2	15
Manslaughter (driving) ..	-	-	-	-	-	-	-	1	-	-	2	-	-	-	-	-	2	1	3
Dangerous driving causing death ..	-	-	1	-	1	-	8	-	-	-	-	-	-	-	-	-	10	-	10
Conspiracy to murder ..	-	-	-	-	-	-	-	-	-	-	-	-	-	-	-	-	-	-	-
<b>Assault etc.</b> ..	<u>32</u>	<u>4</u>	<u>133</u>	<u>2</u>	<u>58</u>	-	<u>105</u>	<u>1</u>	<u>35</u>	-	<u>9</u>	-	<u>2</u>	-	-	-	<u>374</u>	<u>7</u>	<u>381</u>
Major assault ..	6	-	55	-	25	-	34	-	4	-	1	-	-	-	-	-	125	-	125
Minor assault ..	23	4	55	2	12	-	7	-	-	-	-	-	-	-	-	-	97	6	103
Rape ..	-	-	-	-	2	-	16	-	17	-	8	-	2	-	-	-	45	-	45
Other sexual offences ..	2	-	19	-	18	-	45	1	13	-	-	-	-	-	-	-	97	1	98
Other violation of persons ..	1	-	4	-	1	-	3	-	1	-	-	-	-	-	-	-	10	-	10
<b>Robbery and extortion</b>	-	-	<u>7</u>	<u>2</u>	<u>6</u>	<u>1</u>	<u>36</u>	<u>4</u>	<u>45</u>	<u>2</u>	<u>3</u>	-	-	-	-	-	<u>97</u>	<u>9</u>	<u>106</u>
Robbery ..	-	-	7	2	5	1	36	4	45	2	3	-	-	-	-	-	96	9	105
Extortion ..	-	-	-	-	1	-	-	-	-	-	-	-	-	-	-	-	1	-	1
<b>Fraud and mis-appropriation</b> ..	<u>22</u>	<u>2</u>	<u>74</u>	<u>12</u>	<u>34</u>	<u>3</u>	<u>39</u>	<u>6</u>	<u>1</u>	<u>1</u>	<u>1</u>	-	-	-	-	-	<u>171</u>	<u>24</u>	<u>195</u>
Embezzlement ..	-	-	1	1	1	-	9	-	1	1	-	-	-	-	-	-	12	2	14
Fraud and forgery ..	22	2	73	11	33	3	30	6	-	-	1	-	-	-	-	-	159	22	181
<b>Theft, breaking and entering, etc.</b> ..	<u>78</u>	<u>8</u>	<u>403</u>	<u>35</u>	<u>214</u>	<u>13</u>	<u>199</u>	<u>2</u>	<u>9</u>	-	<u>2</u>	-	-	-	-	-	<u>905</u>	<u>58</u>	<u>963</u>
Unlawful use of motor vehicle ..	12	1	105	7	63	1	33	-	-	-	-	-	-	-	-	-	213	9	222
Other stealing ..	41	5	119	19	33	7	29	2	1	-	-	-	-	-	-	-	223	33	256
Receiving ..	4	1	17	2	6	1	4	-	-	-	-	-	-	-	-	-	31	4	35
Unlawful possession of property ..	3	-	8	1	-	-	-	-	-	-	-	-	-	-	-	-	11	1	12
Burglary and house-breaking ..	6	1	62	3	67	4	76	-	6	-	2	-	-	-	-	-	219	8	227
Other breaking and entering ..	12	-	92	3	45	-	57	-	2	-	-	-	-	-	-	-	208	3	211
<b>Property damage</b> ..	<u>15</u>	<u>1</u>	<u>56</u>	<u>1</u>	<u>17</u>	<u>1</u>	<u>12</u>	-	-	-	-	-	-	-	-	-	<u>122</u>	<u>3</u>	<u>125</u>
Arson ..	-	-	-	-	4	1	8	-	-	-	-	-	-	-	-	-	12	1	13
Other property damage ..	15	1	56	1	13	-	4	-	-	-	-	-	-	-	-	-	88	2	90
<b>Driving, traffic, etc.</b>	<u>260</u>	<u>15</u>	<u>768</u>	<u>23</u>	<u>167</u>	<u>1</u>	<u>27</u>	-	-	-	-	-	-	-	-	-	<u>1,222</u>	<u>39</u>	<u>1,261</u>
Drink driving etc. ..	97	3	361	9	28	-	4	-	-	-	-	-	-	-	-	-	490	12	502
Dangerous/negligent driving ..	5	-	17	1	10	-	2	-	-	-	-	-	-	-	-	-	34	1	35
Licence offences ..	65	5	335	9	127	1	21	-	-	-	-	-	-	-	-	-	548	15	563
Other driving, traffic, etc. ..	93	7	55	4	2	-	-	-	-	-	-	-	-	-	-	-	150	11	161
<b>Other offences</b> ..	<u>211</u>	<u>36</u>	<u>447</u>	<u>39</u>	<u>109</u>	<u>4</u>	<u>76</u>	<u>4</u>	<u>14</u>	-	<u>2</u>	-	<u>1</u>	-	-	-	<u>860</u>	<u>83</u>	<u>943</u>
Drug offences ..	53	3	219	16	80	3	51	2	13	-	2	-	-	-	-	-	418	24	442
Drunkenness ..	26	-	14	1	-	-	-	-	-	-	-	-	-	-	-	-	40	1	41
Other offensive behaviour ..	46	15	43	5	2	-	-	-	-	-	-	-	-	-	-	-	91	20	111
Enforcement of order ..	61	14	136	14	20	1	21	2	1	-	-	-	1	-	-	-	240	31	271
Other offences ..	25	4	35	3	7	-	4	-	-	-	-	-	-	-	-	-	71	7	78
<b>Total</b> ..	<u>618</u>	<u>66</u>	<u>1,889</u>	<u>114</u>	<u>606</u>	<u>23</u>	<u>508</u>	<u>18</u>	<u>110</u>	<u>5</u>	<u>22</u>	-	<u>14</u>	-	<u>1</u>	-	<u>3,768</u>	<u>226</u>	<u>3,994</u>

(a) A prisoner has been counted once for each time he/she was admitted. No information is available as to distinct persons involved. (b) From 1 July 1984 week-end sentences are no longer a sentencing option in Queensland. (c) Prisoners who served or who are serving concurrent or cumulative sentences are shown once only against the most serious offence (determined by duration of sentence). M. Males. F. Females. P. Persons.

Table 30 - Convicted Prisoners on Hand: Offence by Duration of Sentence (a), Queensland, at 30 June 1985

Offence (c)	Duration of sentence															Total			
	Under 1 month		1 month and under 6 months		6 months and under 1 year		1 year and under 5 years		5 years and under 10 years		10 years and over		Life and habitual criminal		Indefinite				
	M.	F.	M.	F.	M.	F.	M.	F.	M.	F.	M.	F.	M.	F.	M.	F.	P.		
Homicide etc. ..	-	-	-	-	-	-	17	1	29	3	26	-	103	2	3	1	178	7	185
Murder ..	-	-	-	-	-	-	-	-	-	-	1	-	97	2	3	-	101	2	103
Attempted murder ..	-	-	-	-	-	-	3	-	3	-	8	-	3	-	-	-	17	-	17
Manslaughter (excluding driving) ..	-	-	-	-	-	-	7	-	25	3	15	-	3	-	-	1	50	4	54
Manslaughter (driving) ..	-	-	-	-	-	-	-	1	-	-	2	-	-	-	-	-	2	1	3
Dangerous driving causing death ..	-	-	-	-	-	-	7	-	-	-	-	-	-	-	-	-	7	-	7
Conspiracy to murder ..	-	-	-	-	-	-	-	-	1	-	-	-	-	-	-	-	1	-	1
Assault etc. ..	2	-	28	-	24	-	137	1	116	-	55	-	3	-	1	-	366	1	367
Major assault ..	1	-	13	-	10	-	37	-	14	-	5	-	-	-	-	-	80	-	80
Minor assault ..	1	-	12	-	4	-	6	-	1	-	1	-	-	-	-	-	25	-	25
Rape ..	-	-	-	-	1	-	27	-	75	-	46	-	2	-	1	-	152	-	152
Other sexual offences ..	-	-	3	-	9	-	63	1	25	-	3	-	-	-	-	-	103	1	104
Other violation of persons ..	-	-	-	-	-	-	4	-	1	-	-	-	1	-	-	-	6	-	6
Robbery and extortion ..	-	-	2	1	3	1	64	5	99	3	20	-	-	-	-	-	188	10	198
Robbery ..	-	-	2	1	3	1	63	5	99	3	20	-	-	-	-	-	187	10	197
Extortion ..	-	-	-	-	-	-	1	-	-	-	-	-	-	-	-	-	1	-	1
Fraud and misappropriation ..	-	-	10	4	14	1	47	4	6	1	1	-	-	-	-	-	78	10	88
Embezzlement ..	-	-	-	-	-	-	12	-	2	1	-	-	-	-	-	-	14	1	15
Fraud and forgery ..	-	-	10	4	14	1	35	4	4	-	1	-	-	-	-	-	64	9	73
Theft, breaking and entering, etc. ..	1	-	81	6	101	6	229	2	22	-	8	-	-	-	-	-	442	14	456
Unlawful use of motor vehicle ..	-	-	15	-	31	-	16	-	2	-	-	-	-	-	-	-	84	-	84
Other stealing ..	1	-	27	4	15	3	31	2	1	-	-	-	-	-	-	-	75	9	84
Receiving ..	-	-	4	-	-	1	4	-	-	-	1	-	-	-	-	-	9	1	10
Unlawful possession of property ..	-	-	1	-	-	-	-	-	1	-	-	-	-	-	-	-	2	-	2
Burglary and house-breaking ..	-	-	11	2	31	2	95	-	11	-	6	-	-	-	-	-	154	4	158
Other breaking and entering ..	-	-	23	-	24	-	63	-	7	-	1	-	-	-	-	-	118	-	118
Property damage ..	-	-	5	-	9	1	18	-	4	1	-	-	-	-	-	-	36	2	38
Arson ..	-	-	-	-	2	1	14	-	4	1	-	-	-	-	-	-	20	2	22
Other property damage ..	-	-	5	-	7	-	4	-	-	-	-	-	-	-	-	-	16	-	16
Driving, traffic, etc. ..	3	-	102	3	74	-	24	-	-	-	-	-	-	-	-	-	203	3	206
Drink driving, etc. ..	1	-	32	1	14	-	3	-	-	-	-	-	-	-	-	-	50	1	51
Dangerous/negligent driving ..	-	-	2	-	3	-	2	-	-	-	-	-	-	-	-	-	7	-	7
Licence offences ..	1	-	60	1	57	-	19	-	-	-	-	-	-	-	-	-	137	1	138
Other driving, traffic, etc. ..	1	-	8	1	-	-	-	-	-	-	-	-	-	-	-	-	9	1	10
Other offences ..	3	-	55	9	54	2	85	3	31	-	6	-	1	-	-	-	235	14	249
Drug offences ..	2	-	27	5	41	2	56	1	28	-	6	-	-	-	-	-	160	8	168
Drunkenness ..	1	-	-	-	-	-	-	-	-	-	-	-	-	-	-	-	1	-	1
Other offensive behaviour ..	-	-	5	-	-	-	-	-	-	-	-	-	-	-	-	-	5	-	5
Enforcement of order ..	-	-	18	3	11	-	27	2	3	-	-	-	1	-	-	-	60	5	65
Other offences ..	-	-	5	1	2	-	2	-	-	-	-	-	-	-	-	-	9	1	10
Total ..	9	-	283	23	279	11	621	16	307	9	116	-	107	2	4	1	1,726	61	1,787

(a) From 1 July 1984 week-end sentences are no longer a sentencing option in Queensland. (b) Prisoners who served or who are serving concurrent or cumulative sentences are shown once only against the most serious offence (determined by duration of sentence). M. Males. F. Females. P. Persons.

Table 31 - Convicted Prisoners Admitted (a) During Year: Offence by Age, Queensland, 1984-85

Offence (b)	Age at date of admission (years)																		Total				
	Under 16		18		19		20		21-24		25-29		30-39		40-49		50-59					60 and over	
	M.	F.	M.	F.	M.	F.	M.	F.	M.	F.	M.	F.	M.	F.	M.	F.	M.	F.	M.	F.	M.	F.	P.
Homicide etc. .. .. .	-	-	1	-	2	-	2	-	13	-	5	1	11	1	2	-	2	1	1	-	39	3	42
Murder .. .. .	-	-	-	-	1	-	1	-	4	-	2	-	2	-	1	-	1	-	-	-	12	-	12
Attempted murder .. .. .	-	-	-	-	-	-	-	-	-	-	-	-	2	-	-	-	-	-	-	-	2	-	2
Manslaughter (excluding driving) .. .. .	-	-	-	-	1	-	-	-	3	-	-	-	6	1	1	-	1	1	1	-	13	2	15
Manslaughter (driving) .. .. .	-	-	-	-	-	-	-	-	2	-	1	-	-	-	-	-	-	-	-	-	2	1	3
Dangerous driving causing death	-	-	1	-	-	-	1	-	4	-	3	-	1	-	-	-	-	-	-	-	10	-	10
Conspiracy to murder .. .. .	-	-	-	-	-	-	-	-	-	-	-	-	-	-	-	-	-	-	-	-	-	-	-
Assault etc. .. .. .	4	-	17	1	22	1	13	-	75	4	78	-	90	1	48	-	21	-	6	-	274	7	281
Major assault .. .. .	1	-	4	-	5	-	4	-	34	-	35	-	30	-	8	-	3	-	1	-	125	-	125
Minor assault .. .. .	-	-	5	1	10	1	6	-	24	4	24	-	17	-	8	-	3	-	-	-	97	6	103
Rape .. .. .	3	-	3	-	6	-	2	-	13	-	6	-	8	-	4	-	-	-	-	-	45	-	45
Other sexual offences .. .. .	-	-	4	-	-	-	1	-	2	-	11	-	34	1	26	-	14	-	5	-	97	1	98
Other violation of persons .. .. .	-	-	1	-	1	-	-	-	2	-	2	-	1	-	2	-	1	-	-	-	10	-	10
Robbery and extortion .. .. .	-	-	9	-	13	-	16	-	36	7	11	1	9	1	3	-	-	-	-	-	97	9	106
Robbery .. .. .	-	-	9	-	13	-	16	-	35	7	11	1	9	1	3	-	-	-	-	-	96	9	105
Extortion .. .. .	-	-	-	-	-	-	-	-	-	-	-	-	-	-	-	-	-	-	-	-	1	-	1
Fraud and misappropriation .. .. .	2	-	2	-	9	2	11	1	22	5	34	6	43	5	32	4	12	1	4	-	171	24	195
Embezzlement .. .. .	-	-	2	-	-	-	1	-	2	-	2	-	2	-	2	1	2	1	1	-	12	7	19
Fraud and forgery .. .. .	2	-	9	2	11	1	22	5	32	6	38	5	38	5	30	3	10	3	-	-	159	22	181
Theft, breaking and entering, etc. .. .. .	25	-	98	3	84	1	101	3	235	16	170	19	124	10	46	6	15	-	7	-	956	58	963
Unlawful use of motor vehicle .. .. .	10	-	29	1	19	-	28	3	57	2	39	4	25	2	8	-	2	-	-	-	213	9	222
Other stealing .. .. .	7	-	20	-	12	-	22	2	51	9	35	11	38	6	25	5	9	-	4	-	223	33	256
Receiving .. .. .	-	-	-	-	2	-	4	-	4	-	6	2	10	2	4	-	1	-	-	-	31	4	35
Unlawful possession of property .. .. .	-	-	3	-	2	1	-	-	1	-	3	-	1	-	1	-	-	-	-	-	11	1	12
Burglary and housebreaking .. .. .	2	-	28	2	22	-	24	1	66	4	45	-	26	-	2	1	3	-	-	-	219	8	227
Other breaking and entering .. .. .	6	-	22	-	27	-	25	-	56	1	42	2	24	-	6	-	-	-	2	-	208	3	211
Property damage .. .. .	2	-	7	-	9	-	14	-	25	-	19	-	15	3	6	-	2	-	1	-	100	3	103
Arson .. .. .	1	-	1	-	2	-	2	-	1	-	3	-	2	1	-	-	-	-	-	-	12	1	13
Other property damage .. .. .	1	-	6	-	7	-	12	-	24	-	16	-	13	2	6	-	2	-	1	-	88	2	90
Driving, traffic, etc. .. .. .	5	-	32	2	47	1	62	2	269	9	280	10	341	10	134	5	41	-	11	-	1,222	39	1,261
Drink driving etc. .. .. .	1	-	1	-	6	-	14	-	39	-	121	5	149	6	70	1	22	-	7	-	493	12	502
Dangerous/negligent driving .. .. .	-	-	3	-	4	-	5	-	7	-	6	-	6	-	1	-	-	-	-	-	34	1	35
Licence offences .. .. .	3	-	20	-	28	1	36	-	130	6	129	3	139	4	48	1	12	-	3	-	548	15	563
Other driving, traffic, etc. .. .. .	1	-	8	2	9	-	7	1	33	3	22	2	47	-	15	3	7	-	1	-	150	11	161
Other offences .. .. .	6	-	51	3	50	1	52	5	202	25	187	21	186	20	65	7	37	-	24	1	860	83	943
Drug offences .. .. .	1	-	11	-	22	-	34	1	107	7	121	6	101	8	16	2	2	-	-	-	478	24	442
Drunkenness .. .. .	-	-	-	-	-	-	-	-	2	-	4	-	7	1	12	-	12	-	3	-	40	1	41
Other offensive behaviour .. .. .	-	-	-	-	-	-	-	-	2	7	11	-	4	-	22	5	13	2	13	-	91	20	111
Enforcement of order .. .. .	4	-	26	3	20	1	15	1	69	9	36	9	42	5	16	3	6	-	4	-	240	31	271
Other offences .. .. .	1	-	11	-	4	-	1	17	2	13	2	13	2	8	-	3	-	-	1	-	71	7	78
<b>Total .. .. .</b>	<b>44</b>	<b>-</b>	<b>217</b>	<b>9</b>	<b>236</b>	<b>6</b>	<b>271</b>	<b>11</b>	<b>877</b>	<b>66</b>	<b>784</b>	<b>59</b>	<b>819</b>	<b>51</b>	<b>336</b>	<b>22</b>	<b>130</b>	<b>2</b>	<b>54</b>	<b>1</b>	<b>3,768</b>	<b>226</b>	<b>3,994</b>

(a) A prisoner has been counted once for each time he/she was admitted. No information is available as to distinct persons involved. (b) Prisoners who served or who are serving concurrent or cumulative sentences are shown once only against the most serious offence (determined by duration of sentence). M. Males. F. Females. P. Females.

Table 32 - Convicted Prisoners on Hand: Offence by Age, Queensland, at 30 June 1966

Offence (a)	Age (years)																		Total				
	Under 18		18		19		20		21-24		25-29		30-39		40-49		50-59		60 and over		M.	F.	P.
	M.	F.	M.	F.	M.	F.	M.	F.	M.	F.	M.	F.	M.	F.	M.	F.	M.	F.					
Homicide etc. .. ..	-	-	1	-	2	-	1	-	26	-	26	1	62	3	39	2	12	1	9	-	178	7	185
Murder .. .. .	-	-	-	-	1	-	1	-	11	-	11	-	30	1	28	1	3	-	4	-	101	2	103
Attempted murder ..	-	-	-	-	-	-	-	-	2	-	5	-	6	-	2	-	1	-	1	-	17	-	17
Manlaughter (excluding driving) .. .. .	-	-	-	-	1	-	-	-	9	-	9	-	17	2	8	1	2	1	4	-	50	4	54
Manlaughter (driving) ..	-	-	-	-	-	-	-	-	2	-	1	-	1	-	-	-	-	-	-	-	2	1	3
Dangerous driving causing death	-	-	1	-	-	-	-	-	2	-	1	-	2	-	1	-	-	-	-	-	7	-	7
Conspiracy to murder ..	-	-	-	-	-	-	-	-	-	-	-	-	-	-	-	-	-	-	-	-	1	-	1
Assault etc. .. ..	4	-	10	-	12	-	12	-	60	-	86	-	104	1	55	-	18	-	5	-	266	1	267
Major assault .. ..	2	-	2	-	4	-	2	-	21	-	23	-	18	-	6	-	-	-	2	-	80	-	80
Minor assault .. ..	-	-	1	-	1	-	1	-	7	-	5	-	8	-	8	-	1	-	3	-	25	-	25
Rape .. .. .	1	-	3	-	7	-	8	-	30	-	45	-	44	-	11	-	3	-	-	-	152	-	152
Other sexual offences ..	1	-	3	-	-	-	-	-	1	-	13	-	33	-	35	-	14	-	3	-	103	1	104
Other violation of persons ..	-	-	1	-	-	-	1	-	-	-	-	-	1	-	2	-	-	-	-	-	6	-	6
Robbery and extortion ..	3	-	4	-	15	-	25	-	54	6	42	2	34	2	8	-	3	-	-	-	188	10	198
Robbery .. .. .	3	-	4	-	15	-	25	-	54	6	42	2	34	2	8	-	3	-	-	-	187	10	197
Extortion .. .. .	-	-	-	-	-	-	-	-	-	-	-	-	-	-	-	-	1	-	-	-	1	-	1
Fraud and misappropriation ..	1	-	1	-	2	-	1	-	8	2	14	3	24	2	21	1	5	1	2	-	78	10	88
Embezzlement .. ..	-	-	-	-	-	-	-	-	8	2	11	3	21	2	6	-	1	1	-	-	14	1	15
Fraud and forgery .. ..	1	-	1	-	2	-	1	-	-	-	-	-	-	-	15	1	4	-	1	-	64	9	73
Theft, breaking and entering, etc.	14	-	24	1	43	-	36	2	126	3	87	5	70	3	26	-	3	-	3	-	442	14	456
Unlawful use of motor vehicle	4	-	5	-	9	-	9	-	26	-	16	-	9	-	6	-	-	-	-	-	84	-	84
Other stealing .. ..	1	-	6	-	4	-	6	1	22	1	13	4	17	3	4	-	1	-	1	-	75	9	84
Receiving .. .. .	-	-	-	-	1	-	-	-	2	-	1	-	4	-	1	-	-	-	-	-	2	-	2
Unlawful possession of property	-	-	-	-	-	-	-	-	-	-	-	-	-	-	-	-	-	-	-	-	2	-	2
Burglary and housebreaking ..	5	-	15	1	14	-	17	1	46	2	31	-	17	-	7	-	1	-	1	-	154	4	158
Other breaking and entering ..	4	-	8	-	14	-	4	-	30	-	27	-	23	-	7	-	-	-	-	-	118	-	118
Property damage .. ..	1	-	3	-	6	-	-	-	10	-	6	-	8	1	2	1	-	-	-	-	38	2	40
Arson .. .. .	1	-	1	-	5	-	-	-	4	-	4	-	5	1	2	1	-	-	-	-	23	2	25
Other property damage ..	-	-	2	-	-	-	-	-	6	-	2	-	3	-	-	-	-	-	-	-	16	-	16
Driving, traffic, etc. ..	3	-	2	-	5	1	15	-	45	1	48	1	58	-	22	-	4	-	1	-	203	3	206
Drink driving etc. ..	-	-	-	-	-	-	-	-	8	-	14	1	15	-	11	-	2	-	-	-	50	1	51
Dangerous/negligent driving ..	1	-	-	-	1	-	-	-	1	-	3	-	1	-	-	-	-	-	-	-	7	-	7
Licence offences .. ..	1	-	1	-	4	-	13	-	34	1	29	-	42	-	11	-	1	-	1	-	137	1	138
Other driving, traffic, etc. ..	1	-	1	-	1	-	-	-	2	-	2	-	2	-	-	-	1	-	-	-	9	1	10
Other offences .. .. .	4	-	2	-	9	1	10	-	45	1	5	8	69	3	20	1	7	-	3	-	235	14	249
Drug offences .. ..	1	-	4	-	6	1	7	-	20	-	26	6	57	1	14	-	4	-	1	-	160	8	168
Drunkness .. .. .	-	-	-	-	-	-	-	-	-	-	-	-	-	-	-	-	-	-	-	-	1	-	1
Other offensive behaviour ..	1	-	-	-	-	-	-	-	1	-	-	-	1	-	-	-	2	-	-	-	5	-	5
Enforcement of order .. ..	1	-	5	-	3	-	3	-	19	1	11	1	11	2	5	1	1	-	1	-	60	5	65
Other offences .. .. .	1	-	-	-	-	-	-	-	5	-	2	1	-	-	1	-	-	-	-	-	9	1	10
<b>Total</b> .. .. .	<b>30</b>	<b>-</b>	<b>64</b>	<b>1</b>	<b>94</b>	<b>3</b>	<b>99</b>	<b>2</b>	<b>374</b>	<b>13</b>	<b>368</b>	<b>20</b>	<b>429</b>	<b>15</b>	<b>193</b>	<b>5</b>	<b>52</b>	<b>2</b>	<b>23</b>	<b>-</b>	<b>1,726</b>	<b>61</b>	<b>1,787</b>

(a) Prisoners who served or who are serving concurrent or cumulative sentences are shown once only against the most serious offence (determined by duration of sentence).  
M. Males. F. Female. P. Persons.

Table 33 - Convicted Prisoners Discharged (a): Offence by Method of Discharge, Queensland, 1984-85

Offence	Method of discharge																		Total				
	Epiry with remission						Epiry without remission		To court		Paid fine		Paroled		Escaped		Died					Other (b)	
	Normal		Extra		Reduced																		
	M.	F.	M.	F.	M.	F.	M.	F.	M.	F.	M.	F.	M.	F.	M.	F.	M.	F.	M.	F.	P.		
Homicide etc. ..	-	-	8	-	1	-	-	-	-	-	-	-	-	23	2	1	-	-	1	-	34	2	36
Murder ..	-	-	1	-	-	-	-	-	-	-	-	-	-	2	-	-	-	-	-	-	3	-	3
Attempted murder ..	-	-	1	-	-	-	-	-	-	-	-	-	-	-	-	-	-	-	-	-	-	-	-
Manslaughter (excluding driving) ..	-	-	2	-	1	-	-	-	-	-	-	-	9	2	-	-	-	-	-	-	12	2	14
Manslaughter (driving) ..	-	-	-	-	-	-	-	-	-	-	-	-	-	-	-	-	-	-	-	-	-	-	-
Dangerous driving causing death	-	-	4	-	-	-	-	-	-	-	-	-	4	-	-	-	-	-	-	-	4	-	4
Conspiracy to murder ..	-	-	1	-	-	-	-	-	-	-	-	-	-	-	-	-	-	-	-	-	1	-	1
Assault etc. ..	28	-	148	1	11	-	37	2	3	-	19	3	50	1	1	-	1	-	30	1	328	8	336
Major assault ..	12	-	62	-	5	-	10	-	-	-	7	15	1	-	-	-	-	-	15	1	114	1	115
Minor assault ..	12	-	31	1	5	-	24	2	1	-	12	3	3	-	-	-	-	-	13	1	101	7	108
Rape ..	-	-	16	-	2	-	-	-	2	-	-	-	16	-	1	-	-	1	-	-	19	-	19
Other sexual offences ..	2	-	34	-	1	-	2	-	-	-	-	-	15	-	-	-	-	-	10	1	64	-	64
Other violation of persons ..	2	-	5	-	-	-	1	-	-	-	-	-	-	-	-	-	-	-	10	1	10	-	10
Robbery and extortion ..	-	-	33	1	2	-	-	-	3	-	-	-	41	-	3	-	-	-	5	-	87	1	88
Robbery ..	-	-	32	1	2	-	-	-	3	-	-	-	41	-	3	-	-	-	5	-	86	1	87
Extortion ..	-	-	1	-	-	-	-	-	-	-	-	-	-	-	-	-	-	-	-	-	1	-	1
Fraud and misappropriation ..	2	2	74	8	1	-	19	-	4	-	26	3	20	1	-	-	-	-	22	4	168	18	186
Embezzlement ..	-	-	2	8	1	-	-	-	-	-	-	1	10	1	-	-	-	-	-	-	12	1	13
Fraud and forgery ..	2	2	72	8	1	-	19	-	4	-	26	2	10	1	-	-	-	-	22	4	156	17	173
Theft, breaking and entering, etc. ..	57	4	464	20	27	5	119	10	14	1	45	5	59	2	2	-	1	-	102	3	890	50	940
Unlawful use of motor vehicle	23	1	129	3	9	2	22	2	1	-	19	1	19	1	1	-	1	-	25	1	295	16	311
Other stealing ..	10	1	100	9	8	2	50	6	5	1	13	4	11	-	-	-	-	-	30	2	229	25	254
Receiving ..	1	1	21	1	-	-	6	1	-	-	4	-	5	-	-	-	-	-	2	-	40	3	43
Unlawful possession of property	-	-	3	1	-	-	6	1	-	-	1	-	1	-	-	-	-	-	2	-	12	1	13
Burglary and housebreaking ..	8	1	106	2	4	-	11	1	4	-	3	-	19	2	1	-	-	-	21	-	177	6	183
Other breaking and entering ..	15	-	105	4	5	-	24	-	3	-	6	-	6	-	-	-	-	-	19	5	199	5	204
Property damage ..	7	-	29	1	1	-	21	-	-	-	18	1	3	1	-	-	-	-	16	-	95	3	98
Arson ..	-	-	5	1	1	-	-	-	-	-	3	1	3	-	-	-	-	-	3	-	12	-	12
Other property damage ..	7	-	24	1	-	-	21	-	-	-	18	1	-	1	-	-	-	-	13	-	83	3	86
Driving, traffic, etc. ..	45	-	510	8	14	-	260	10	16	1	193	14	13	-	1	-	1	-	170	6	1,223	39	1,262
Drink driving etc. ..	23	-	174	2	7	-	139	4	5	-	79	4	1	-	1	-	-	-	74	1	505	11	516
Dangerous/negligent driving ..	-	-	24	1	-	-	7	-	1	-	5	-	4	-	-	-	-	-	2	-	45	1	44
Licence offences ..	20	-	298	5	7	-	62	4	4	1	51	4	8	-	-	-	-	-	81	3	532	17	549
Other driving, traffic, etc. ..	2	-	14	-	-	-	52	2	6	-	58	6	-	-	-	-	-	-	13	2	145	10	155
Other offences ..	57	2	276	15	15	1	241	30	10	-	116	19	51	3	1	-	1	-	111	8	879	78	957
Drug offences ..	19	-	179	8	5	-	48	5	4	-	73	4	45	3	1	-	1	-	56	2	431	22	453
Drunkenness ..	-	-	-	-	-	-	30	1	-	-	7	-	-	-	-	-	-	-	3	-	40	1	41
Other offensive behaviour ..	11	-	15	3	1	-	52	8	-	-	3	9	-	-	-	-	-	-	13	-	95	20	115
Enforcement of order ..	23	1	62	4	9	1	87	13	6	-	21	4	6	-	-	-	-	-	34	6	248	29	277
Other offences ..	4	1	20	-	-	-	24	3	-	-	12	2	-	-	-	-	-	-	5	-	65	6	71
Total ..	196	8	1,542	54	72	6	697	52	50	2	417	45	260	10	9	-	4	-	457	22	3,704	199	3,903

(a) A prisoner has been counted once each time he/she was discharged. No information is available as to distinct persons involved. (b) Including those transferred to custodial care outside the prison system (e.g. Wolston Park Hospital, deportation, etc.). M. Males. F. Females. P. Persons.

## 5. PROBATION, PAROLE, AND COMMUNITY SERVICE

Table 34 - Probation, Parole, and Community Service: Admissions, Completions, and Revocations, Queensland

Particulars		1983-84	1984-85
Orders at 1 July .. ..	**	5,284	6,127
Orders made during year ..	**	5,177	7,639
Orders completed during year ..	**	3,927	5,817
Orders revoked during year ..	**	407	851
Orders at 30 June			
Probation .. ..	**	4,124	4,338
Prison/probation .. ..	**	461	566
Parole (a) .. ..	**	406	418
Community service .. ..	**	1,136	1,002
Fine option .. ..	**	**	774
<u>Total</u> .. ..	**	6,127	7,098
Males .. ..	**	5,232	6,003
Females .. ..	**	895	1,095

(a) Including life sentences for which reporting requirements have been deleted (33 in 1984-85).

Table 35 - Probation, Parole, and Community Service: Admissions to Orders by Offence, Queensland, 1984-85

Offence	Type of order									
	Probation		Prison/probation		Parole		Community service		Fine option	
	Males	Females	Males	Females	Males	Females	Males	Females	Males	Females
Homicide etc. ..	-	-	1	-	26	2	-	-	-	-
Murder and attempted murder ..	-	-	1	-	11	-	-	-	-	-
Other related offences ..	-	-	-	-	15	2	-	-	-	-
Assault etc. ..	272	30	45	-	51	2	128	10	32	5
Major assault ..	69	12	17	-	16	2	43	5	6	-
Minor assault ..	107	14	12	-	2	-	60	5	26	5
Rape ..	1	-	-	-	15	-	-	-	-	-
Other sexual offences ..	87	1	16	-	14	-	21	-	-	-
Other violation of persons ..	8	3	-	-	4	-	4	-	-	-
Robbery and extortion ..	20	2	11	1	46	-	7	1	-	-
Robbery ..	20	2	10	1	45	-	6	1	-	-
Extortion ..	-	-	1	-	1	-	1	-	-	-
Fraud and misappropriation ..	125	72	8	6	18	3	48	23	38	9
Embezzlement ..	2	4	1	-	5	-	4	1	-	-
Fraud and forgery ..	123	68	7	6	13	3	44	22	38	9
Theft, breaking and entering, etc. ..	1,343	371	124	11	60	-	688	98	166	61
Unlawful use of motor vehicle ..	284	32	33	2	4	-	131	12	28	2
Other stealing ..	550	278	19	7	14	-	274	68	107	59
Receiving ..	69	21	2	2	3	-	37	7	10	-
Unlawful possession of property ..	109	17	22	-	10	-	35	4	2	-
Burglary and house-breaking ..	108	17	19	-	11	-	54	3	8	-
Other breaking and entering ..	223	6	29	-	18	-	157	4	11	-
Property damage ..	139	14	5	1	4	-	96	4	20	2
Arson ..	19	4	1	1	4	-	8	-	-	-
Other property damage ..	120	10	4	-	-	-	88	4	20	2
Driving, traffic, etc. ..	74	14	42	4	14	-	289	34	1,073	131
Drink driving etc. ..	30	9	28	3	3	-	135	20	767	104
Dangerous/negligent driving ..	11	3	2	-	5	-	28	-	51	5
Other driving, traffic, etc. ..	33	2	12	1	6	-	126	14	255	22
Other offences ..	528	143	46	8	41	3	359	65	437	85
Drug offences ..	413	132	32	8	40	3	284	56	377	74
Offensive behaviour ..	13	-	-	-	-	-	12	2	7	4
Breach of probation ..	19	4	6	-	-	-	19	3	12	-
Other offences ..	83	7	8	-	1	-	44	4	41	7
<u>Total</u> ..	2,501	646	282	31	260	10	1,615	235	1,766	293

Table 36 - Community Service Orders: Admissions and Completions by Hours Involved, Queensland

Particulars	Admissions to orders			Orders completed		
	Males	Females	Persons	Males	Females	Persons
1983-84						
Less than 40 hours .. ..	-	-	-	116	16	132
40 to 80 hours .. ..	549	76	625	460	55	515
81 to 120 hours .. ..	398	57	455	339	34	373
121 to 160 hours .. ..	258	28	286	216	17	233
161 to 200 hours .. ..	273	15	288	172	9	181
201 to 240 hours .. ..	143	11	154	81	5	86
<u>Total orders</u> .. ..	1,621	187	1,808	1,384	136	1,520
<u>Total hours involved</u> .. ..	202,055	20,261	22,316	121,767	11,169	132,936
1984-85						
Less than 40 hours .. ..	4	-	4	185	19	204
40 to 80 hours .. ..	493	109	602	603	100	703
81 to 120 hours .. ..	422	60	482	374	50	424
121 to 160 hours .. ..	226	26	252	216	17	233
161 to 200 hours .. ..	233	20	253	211	14	225
201 to 240 hours .. ..	237	20	257	174	21	195
<u>Total orders</u> .. ..	1,615	235	1,850	1,763	221	1,984
<u>Total hours involved</u> .. ..	210,495	25,315	235,810	186,311	1,984	188,295

## 6. CHILDREN UNDER ORDERS

Table 37 - Children Under Orders: Reason for Order, Type of Order, and Type of Placement, Queensland, at 30 June

Particulars	1982	1983	1984	1985
<u>Reason for order</u>				
Care and protection .. ..	4,187	3,955	3,866	3,868
Offence .. ..	852	861	862	902
<u>Total</u> .. ..	5,039	4,816	4,728	4,770
<u>Type of order</u>				
Detention at the Queen's pleasure	-	3	3	4
Care and control .. ..	874	801	755	759
Care and protection .. ..	3,431	3,291	3,217	3,187
Supervision .. ..	556	523	502	533
Protective supervision .. ..	178	193	251	287
<u>Total</u> .. ..	5,039	4,816	4,728	4,770
<u>Type of placement</u>				
Residential care establishments (a)	695	717	652	674
At home or with relatives .. ..	2,301	2,126	2,018	1,960
Other (b) .. ..	2,043	1,973	2,058	2,136
<u>Total</u> .. ..	5,039	4,816	4,728	4,770

(a) Establishments mainly for the care and supervision of children. Including children in juvenile corrective institutions (138 at 30 June 1985). (b) Including foster care, in employment, in other establishments, living independently, etc.

## APPENDIX

Offence Classification and Orders Relating to Children - QueenslandClassification of Offences

1. Homicide etc.
  - 111 Murder
  - 121 Attempted murder
  - 131 Manslaughter (excluding driving)
  - 141 Manslaughter (driving)
  - 142 Dangerous driving causing death
  - 151 Conspiracy to murder
2. Assaults (including sexual offences) etc.
  - 211 Grievous bodily harm, bodily harm, and unlawful wounding
  - 212 Dangerous driving causing bodily harm
  - 221 Common assault
  - 222 Aggravated assault
  - 223 Resisting arrest and other obstructions (under Criminal Code)
  - 224 Other resisting and obstructing (Police Act)
  - 229 Other minor assaults
  - 231 Rape and attempted rape
  - 241 Unlawful carnal knowledge
  - 242 Incest
  - 243 Indecently dealing with a female
  - 244 Indecently dealing with a boy
  - 245 Wilful exposure (intent to insult) (Section 227(2) of the Criminal Code)
  - 246 Unnatural offences and attempts
  - 291 Kidnapping and forcible abduction
  - 292 Ill-treatment of children
  - 299 Other (including other abduction, abortion, accessory before the fact to and threats of violence to persons, and attempted violence)
3. Robbery and extortion
  - 311 Robbery with major assault (Section 412 of the Criminal Code)
  - 312 Robbery with minor assault (Section 413 of the Criminal Code)
  - 313 Robbery, armed (Section 410 of the Criminal Code)
  - 314 Robbery, other and unspecified (Sections 409 and 414 of the Criminal Code)
  - 321 Extortion and blackmail
4. Fraud and misappropriation
  - 411 Embezzlement by employee
  - 412 Embezzlement by trustee, partner, etc.
  - 421 Currency offences (forgery and uttering)
  - 422 Valueless cheques (forgery and uttering)
  - 423 Bankcard and credit card (forgery and uttering)
  - 424 False pretences
  - 425 Forgery and uttering, n.e.c.
  - 429 Fraud, n.e.c.
5. Theft, breaking and entering, etc.
  - 511 Unlawfully using a motor vehicle (including boats)
  - 521 Stealing from the person (pickpocketing)
  - 531 Stealing livestock (including unlawful use)
  - 532 Shoplifting
  - 539 Other: stealing
5. Theft, breaking and entering, etc. (continued)
  - 541 Unlawful possession of livestock (including branding, killing for private gain, etc.)
  - 542 Other unlawful possession of property
  - 551 Receiving stolen property
  - 561 Burglary and housebreaking (break, enter, and steal) - dwelling
  - 562 Breaking and entering a dwelling with intent
  - 571 Breaking, entering, and stealing - other building
  - 572 Breaking and entering other building with intent
6. Property damage
  - 611 Arson
  - 612 Other wilful damage caused by fire
  - 621 Wilful damage or destruction
  - 622 Wounding or killing animals
  - 629 Other
7. Driving, traffic, and related offences
  - 711 Drink driving or drink driver in charge of a motor vehicle (>0.15)
  - 712 Breath alcohol content (0.05 to 0.15) (0.02 to 0.15 from 6 December 1984 for persons under 18 years of age)
  - 713 Failure to supply a breath test
  - 721 Dangerous driving
  - 722 Driving without due care and attention
  - 731 Driving under suspension
  - 732 Driving under disqualification
  - 733 Unlicensed driving
  - 739 Other licence offences (including forgery)
  - 791 Other traffic offences
  - 792 Transport Act offences relating to driving and traffic
  - 793 Main Roads Act offences
  - 799 Other driving offences (including parking, local government, etc.)
- 8-9. Other offences
  - 811 Possession of drugs, use (including attempts)
  - 812 Supply drugs (including attempts)
  - 819 Other drug offences
  - 821 Drunkenness
  - 822 Abusive or obscene or insulting language
  - 823 Indecent or offensive behaviour
  - 824 Disorderly conduct
  - 829 Other offensive behaviour offences
  - 831 Prostitution and related offences
  - 841 Trespassing
  - 842 Insufficient lawful means
  - 849 Other trespass/vagrancy related offences (including consorting)
  - 851 Breach of maintenance orders
  - 861 Unlawful possession of firearms
  - 862 Unlicensed firearms
  - 869 Other firearm offences (excluding going armed in public)
  - 871 Pollution etc. affecting health
  - 872 Other environmental pollution

Offence Classification and Orders Relating to Children - Queensland (continued)

Classification of Offences (continued)

8-9. Other offences (continued)

- 873 Protection of animals, birds, flora, and fauna
- 874 Other natural resources protection
- 879 Other environmental offences
- 881 Liquor Act (breach of licence)
- 889 Liquor Act (other)
- 891 Gambling - premises
- 892 Illegal bookmaking
- 899 Other gambling offences
- 911 Escape from custody
- 912 Breach of probation or recognizance
- 913 Breach of parole
- 914 Breach of community service order
- 919 Other offences against enforcement of order (including accessory after the fact, conspiracy not endangering life, bigamy, etc.)

8-9. Other offences (continued)

- 921 Arbitration, conciliation, apprenticeship, etc.
- 922 Workers' compensation
- 929 Other industrial offences
- 931 Prohibited imports (not drugs, flora, and fauna)
- 939 Other customs, smuggling, etc. offences
- 991 Education and welfare offences
- 992 Other health offences (not drugs or environment)
- 993 Electoral and parliamentary offences
- 994 Other local authority offences (not parking or environment)
- 995 Other transport offences (not driving or traffic)
- 999 Other

Orders relating to the care, protection, and control of children

01. Destitute or homeless

- 011 Begging in a public place
- 012 Abandoned, loitering, insufficient lawful means, no set place of abode

02. Exposed to moral danger

- 021 Exposed to moral danger
- 022 Falling in with bad associates
- 023 Likely to fall into a life of vice or crime
- 024 In household where member convicted of incest
- 025 In betting shop, billiard room, or beer garden
- 026 Served with intoxicating liquor in premises in 025

03. Unfit guardianship

- 031 In custody of unfit person
- 032 Neglected child
- 033 Exposed to physical danger
- 034 Guardian guilty of endangering life
- 035 Living with unfit person
- 036 Deserted by parents, in care of another
- 037 Kept from school by guardian
- 038 In need of assistance due to poverty

04. Absconding from custody

- 041 Child in care not to leave State
- 042 Absconding child

05. Breach of probation conditions

- 051 Breach of supervision order

06. Truancy

- 061 Child regularly absents himself from school

07. Uncontrolled

- 071 Uncontrollable child

08. Criminal misconduct

- 081 Falling into a life of vice or crime
- 082 Exposed to moral danger
- 083 Commits an offence when 10 years

09. Other orders

- 091 Under school leaving age, unlawfully engaged in street trading
- 092 Performs in public without a permit
- 099 Other