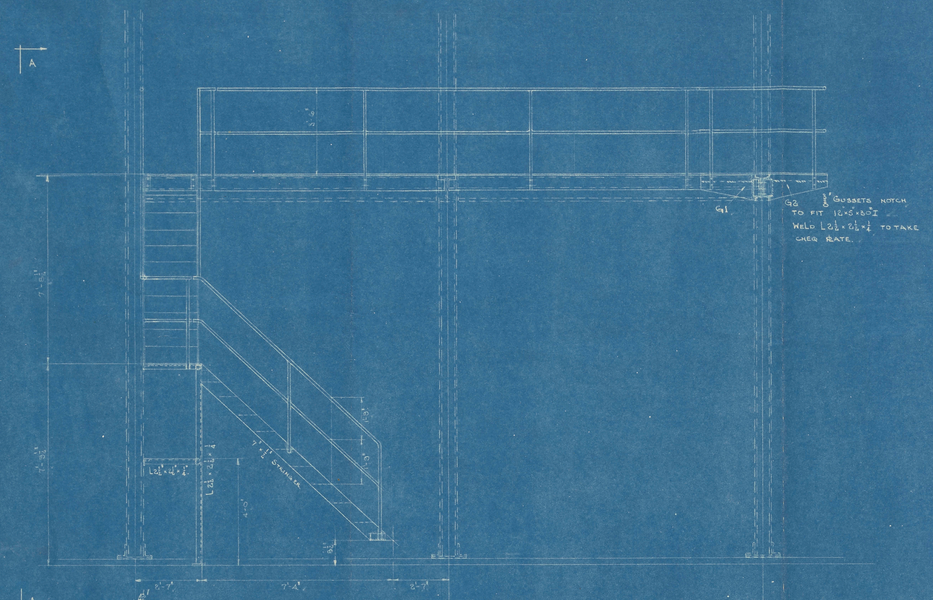

Elevation up to Pump Floor Level



Sectional Elevation "A-A"

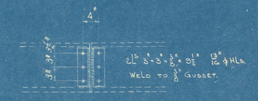

Connection of Gussets G1-2-3 to Existing Beam.

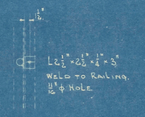

Section "C-C"

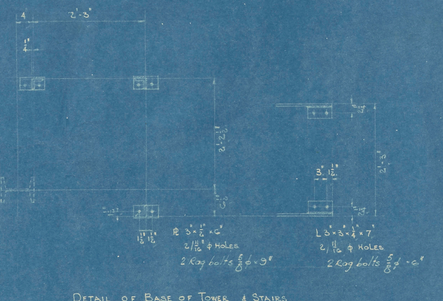

Detail of Base of Tower & Stairs.



Plan on Stairway & Pump Floor Gangway.

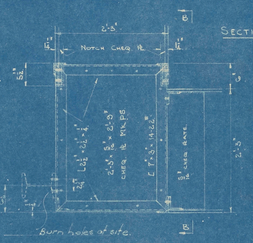

Plan on First Landing.

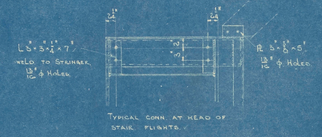

Section "B-B"

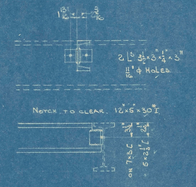

Typical Connection of Channels to Existing Beams.

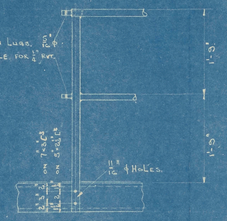

Typical Railing Join & Connection of Standards to Channels.

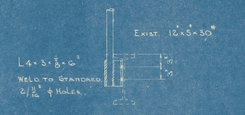

Typical Standard Connection to Existing Beams.

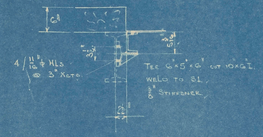

Connection of Channel S1 to Existing Beam.

Standards & Top Railing to be 1½" ϕ Pipe.
Intermediate Railing ¾" ϕ Pipe.
Treads 5/16" Chequ Plate × 8½" fully weld to stringers.
Rises 8½".
Curves in Railing to be 3" Rad.
Where necessary temporary straps to be tack welded to all loose ends of railings for transportation.
Weld ¼" Fillet.
Chequ Plate Bolts ½" ϕ @ 1'-0" cts approx.
Holes 3/16" ϕ csk on top of plate.
Burn holes in exist beams at site for plates, brackets, Handrail etc.

This drawing remains the property of, and must not be copied or used without the permission of
THE SYDNEY STEEL Co. Pty. Ltd.
Marrickville.

Designed	KELL & RIGBY		
Contract	SYDNEY MEAT PRESERVING Co. Ltd. AUBURN		
Drawn by	EGN 23-2-46	Contract No.	Drawing No.
Checked by	[signature] 2-3-46	Q2114	1.
Mill No.			